

STIHL

STIHL

2023 CATALOGUE

FOR FURTHER INFORMATION AND ADVICE:

2023 CATALOGUE I

www.stihl.co.uk

GREAT BRITAIN

COMMITTED TO TRADITION

As a family-owned business now in its 3rd generation, we have a tradition of thinking long-term. We believe that is the only way to create something of substance and value – or in other words, quality – and to pass that on into the hands of the next generation. In doing this, it is crucial that we bring about a perceptible improvement for you as a user, through our power to innovate and ambition to be a leader in our field.

This tradition underpins every single one of our products. Everything about a STIHL tool is conceived in such a way that it can become an heirloom; the materials, technical construction, design, and manufacture. One facet of this, and a factor that has always been of exceptional importance to us, is the enduring reparability of our products. With our long-term spare parts guarantee, we make sure STIHL dealers can support you as a customer, by returning our products to the top condition that you need to complete your tasks with ease. That's what "STIHL quality" is to us. It means sustainability in the best sense. After all, making products long-lasting and repairable is the best possible way to protect our resources. And that is becoming increasingly important to you as a customer, as well as to us as a company.

From this perspective, quality, innovative strength and sustainability belong together, and are a matter of tradition in the STIHL house – as has been the case for almost a hundred years.

STIHL PRODUCTS ARE REGULARLY TESTED BY GERMAN AND INTERNATIONAL INSTITUTIONS

We undertake these examinations because we view them as the logical continuation of our own testing programme. We highly value the judgement of third parties – not least because it gives our customers real peace of mind. The institutions confirm the high quality standards and exemplary technologies of STIHL products by awarding us quality marks. More comprehensive information regarding our compliance with Dir. 2002/44/EC (Vibration) is available at www.stihl.com/vib.

EXPLANATION OF QUALITY MARKS

The test conditions for the quality marks can be viewed on the web pages indicated:



We voluntarily submit our products to recognised testing authorities for safety testing. The GS mark confirms which authority carried out the inspection, such as TÜV. For more information visit www.tuv.com/united-kingdom/en/gs-mark.html



DLG certification involves a comprehensive Utility Value test being conducted by the DLG, based on independent and recognised assessment criteria for agricultural products. A machine or system that is DLG-certified in its entirety has been assessed as neutral in terms of its key characteristics. For more information visit www.dlg.org



The Board of Trustees for Forestry Work and Technology (Kuratorium für Waldarbeit und Forsttechnik e.V.) awards the "KWF Pro" mark (previously "KWF Utility Value test mark") to technical forestry equipment that meets the high standards required for professional forestry applications in relation to efficiency, safety, ergonomics and environmental sustainability. The "KWF Standard" quality mark is awarded to products that are suitable for use outside the forestry environment, such as in agriculture or landscaping, or by those who cut their own firewood. Products with specific technical features that have been successfully tested receive the blue "KWF test" mark. For more information visit www.kwf-online.de



PEFC ("Programme for the Endorsement of Forest Certification Schemes") is a transparent and independent system for ensuring sustainable forest management. When a product made from wood bears the PEFC label, it means that the entire production process for that item – from the raw material to the ready-to-use end product – is certified, and checked by independent experts. For more information, visit www.pefc.de



The European Eco-Label was introduced in 1992 and is recognised by the European Commission, all member states of the European Union and the European Economic Area. For European consumers, the "flower" symbol indicates a high-quality, environmentally-friendly product that has been tested by independent national institutes in each of the member states. For further information visit <http://ec.europa.eu/environment/ecolabel>



ECOCERT Greenlife certifies ecological washing and cleaning agents in accordance with the ECOCERT "Natural detergents" standard. For more information, visit www.ecocert.com



All GORE-TEX® shoes and clothing bear the Guaranteed to Keep You Dry™ assurance, which means they are guaranteed to remain waterproof, windproof and breathable throughout the life of the product. For more information, visit gore-tex.co.uk



Products with the OEKO-TEX® label are made exclusively from textiles which have been tested and certified in accordance with the OEKO-TEX® Standard 100. OEKO-TEX® Standard 100 is a worldwide testing and certification system for textiles, and it can be applied to raw, intermediate and end products. The toxicity tests check for prohibited and regulated substances, as well as chemicals that are potentially hazardous to health. For more information visit www.oeko-tex.com



This symbol appears on cut protection clothing, gloves and shoes for users of hand-held chainsaws, that have been certified in accordance with EN ISO 11393 and EN 17249.



This mark stands for high-visibility clothing tested in accordance with EN 20471.

GENERAL INFORMATION

1. This catalogue, valid from 1 January 2023, renders all previous catalogues invalid.
2. No claims can be made based on the specifications and images in this catalogue. The indicated design, technology, colours and features are subject to change.
3. Genuine STIHL chainsaws and power tools can be recognised by their orange/grey colour combination.
4. This catalogue and all its contents are copyright protected. All rights are reserved, particularly alteration, translation and reproduction using electronic systems.

This catalogue contains numerous combinations of tools and accessories designed for different applications and different kinds of users. For normal applications, we advise the use of STIHL recommended combinations. These can be found in your tool's user manual. STIHL dealers can provide you with individual advice regarding the best combination to suit your needs.

STIHL warning about imitations:
www.stihl.co.uk/stihl-warns-about-imitations.aspx

ANDREAS STIHL LIMITED

STIHL House
Stanhope Road
Camberley
Surrey
GU15 3YT
www.stihl.co.uk

Contact: enquiries@stihl.co.uk
Telephone switchboard: 01276 20202

Calls may be monitored for training purposes.



2023 PRICING

For up to date pricing, download the STIHL app from Google Play or the App Store or visit www.stihl.co.uk





Your Stihl family

Selina Stihl
Deputy Chair of the Advisory Board

Karen Tebar
Deputy Chair of the Advisory Board

Dr. Nikolas Stihl
Chair of the Advisory Board

CONTENTS

BATTERY-POWERED TOOLS

Cordless power systems for domestic use FROM PAGE 16

Cordless system solution for professional users FROM PAGE 36

SAWING AND CUTTING

Chainsaws, pole pruners and cutting attachments FROM PAGE 66

Hedge trimmers and long-reach hedge trimmers FROM PAGE 120

KombiSystem and MultiSystem FROM PAGE 140

Concrete cutters and cut-off machines FROM PAGE 154

MOWING AND PLANTING

Robotic mowers, lawn mowers, ride-on mowers and scarifiers FROM PAGE 170

Grass trimmers, brushcutters and clearing saws FROM PAGE 228

Tillers FROM PAGE 264

Earth auger FROM PAGE 270

Mistblower and sprayers FROM PAGE 276

CLEANING AND CLEARING

Blowers, vacuum shredders, sweeping machine, pressure washers, wet and dry vacuum cleaners FROM PAGE 286

Water pumps FROM PAGE 328

Garden shredders FROM PAGE 334

ACCESSORIES

Smart Products FROM PAGE 342

Fuels, lubricants and service kits FROM PAGE 352

Personal protective equipment FROM PAGE 370

Hand tools and forestry accessories FROM PAGE 412

BRAND SHOP

FROM PAGE 422

TECHNOLOGY HIGHLIGHTS

FROM PAGE 448



NEW PRODUCTS OVERVIEW

BATTERY-POWERED TOOLS

AS System

HSA 26 tool only	20
GTA 26 tool only	21
SEA 20	22
SEA 20 set of mini nozzles	22
SEA 20 filter elements	22

AK System

HSA 50 cordless hedge trimmer	24
HSA 60 cordless hedge trimmer	24
MSA 60 C-B cordless chainsaw	25
MSA 70 C-B cordless chainsaw	25
BGA 60 cordless blower	30
SHA 56 cordless vacuum shredder	31
AK 10, AK 20 and AK 30 batteries	33
AL 301 quick charger	33

AP System

MSA 160 C-B cordless chainsaw	38
MSA 200 C-B cordless chainsaw	38
MSA 220 C-B cordless chainsaw	39
HSA 100 cordless hedge trimmer	40
PS 3000 cordless power generator	47
BGA 300 backpack cordless blower	48
AP 300 S battery	52
Battery box (Systainer ³ System)	56

SAWING AND CUTTING

Chainsaws, pole pruners and cutting attachments

PS3 Pro saw chain	105
TIMBERSPORTS® limited edition Rollomatic E and Light O4 guide bars	111
Rapid Micro harvester special chain reel	115

MOWING AND PLANTING

Robotic mowers, lawn mowers, ride-on mowers and scarifiers

iMOW® 5 / iMOW® 5 EVO robot mower	184
iMOW® 6 / iMOW® 6 EVO robot mower	184
iMOW® 7 / iMOW® 7 EVO robot mower	184
Installation kits	190
Boundary wire	190
Wire clips	190
Fixing nails / Bio fixing nails	190
Fixing kit	190
Blade kits	190
Upgrade kit 10	191
Sun canopy	191
Wall mount	191

Grass trimmers, brushcutters and clearing saws

AutoCut mowing head 27-2	257
AutoCut spools	257

Water pumps

WP 300 water pump	331
WP 600 water pump	332

ACCESSORIES

Fuels, lubricants and service kits

MotoMix fuel mixture, 20 l	355
ForestPlus chain oil, 20 l	357
Moto4Plus, 20 l	359
VarioClean Eco special cleaner, 150 ml and 500 ml	361
MS Care & Clean kit / MS Care & Clean kit Plus	362
HS Care & Clean kit Plus	362
FS Care & Clean kit Plus	363
Chainsaw service kits 6 and 45 (for MS 170 and MS 180)	366
Hedge trimmer service kit 46 (for HS 45)	367
Hedge trimmer service kit 48 (for HL 94 and FS 94)	367
Brushcutter service kit 41 (for FS 240, FS 360, FS 361, FS 410, FS 411, FS 460 and FS 461)	368
Brushcutter service kit 44 (for FS 490, FS 491, FS 560, FS 561)	368
Brushcutter service kit 47 (for FS 38 and FS 55 2-MIX)	368
Brushcutter service kit 48 (for FS 94 and HL 94)	368

Smart Products

ADVANCE X-Vent ProCOM helmet set	404
----------------------------------	-----

BRAND SHOP

STIHL COLLECTION	424
STIHL TIMBERSPORTS®	442

NEW PRODUCTS HIGHLIGHTS

COMING SOON

iMOW® AND iMOW® EVO

THE NEW GENERATION OF STIHL ROBOTIC MOWERS

With a host of new features such as electronic cutting height adjustment, intelligent drive characteristics, ultrasonic obstacle detection and a flow optimised 3-blade cutting system, the new generation of iMOW® robotic mowers offer the next level of hassle-free lawn care.

MORE FROM **PAGE 176**



BGA 300

MAXIMUM POWER, MINIMUM DISRUPTION

As the first cordless backpack blower available in the STIHL AP System, we're confident the new BGA 300 is a blowing force to be reckoned with. It's our most powerful cordless blower to date and is packed full of features such as cruise control, power level display and padded shoulder/hip straps. The BGA 300 is particularly well suited for use in public areas such as schools or parks thanks to the innovative STIHL Noise Reduction System. This new feature reduces the output of high pitch frequencies often associated with cordless blowers, making this new model much less noticeable to passers-by.



MORE ON **PAGE 48**

MSA 220 C-B

BAR AND CHAIN UPGRADES

At STIHL we're constantly looking for ways to improve our existing tools. In 2023 the MSA 220 C-B cordless chainsaw will come equipped with a new guide bar and chain featuring a narrower kerf and 1.1 mm gauge, leading to a 20% improvement in cutting performance. This, combined with a new trigger and modernised design, makes the new MSA 220 C-B a big improvement on the previous version. Keep an eye out for upgrades on other AP System chainsaws too, such as the MSA 160 C-B and MSA 200 C-B!



MORE ON **PAGE 39**

AP 300 S

NOW WITH CONNECTED TECHNOLOGY

The new AP 300 S AP System battery comes equipped with the latest version of STIHL Connected, allowing users to keep track of data such as total discharge time and the total number of charge cycles. This data is then made available in the STIHL Connected App, a fleet management tool capable of giving an insightful overview of all tools in your fleet. Durable and suitable for all weather conditions, the new AP 300 S delivers the same long working times as the previous version and is the powerhouse behind the vast majority of AP System tools.



MORE ON **PAGE 52**

PS 3000 – COMING SOON

PORTABLE POWER FROM STIHL

If you work in the outdoors, you'll know power isn't always within easy reach. The new PS 3000 is STIHL's first cordless power supply, capable of effortlessly powering devices such as battery chargers, power washers, lighting units and much more. A noiseless and emission-free alternative to a petrol generator, the PS 3000 provides long working times while still being lightweight and compact enough to transport between job sites easily. Other features include a power boost function, simple controls and a charge level indicator for ultimate versatility and ease of use.



MORE ON **PAGE 47**

NEW PRODUCTS HIGHLIGHTS

MSA 60 C-B AND MSA 70 C-B

NEW AK SYSTEM CORDLESS CHAINSAWS

AK System tools make light work of jobs around the garden – and with two new cordless chainsaws on the horizon, the trend is set to continue. The new MSA 60 C-B and MSA 70 C-B are ideal for preparing firewood and garden maintenance and feature a new modernised design and updated trigger system. Quiet, well balanced and lightweight, these two new models offer homeowners a low maintenance and ergonomic alternative to a petrol chainsaw.



MORE ON **PAGE 25**

HSA 50 AND HSA 60

NEW AK SYSTEM HEDGE TRIMMERS

Longer cutting blades, improved balance and more comfortable handles – these are just a few of the improvements featured on these new cordless hedge trimmers! The new HSA 60 is also the first AK System hedge trimmer to include a rotating rear handle for maximum comfort, as well as an anti-vibration system for ease of use over long durations.



MORE ON **PAGE 24**

BRAND SHOP

NEW MERCHANDISE FOR 2023

Everybody knows the most exciting new products live at the end of the catalogue. 2023 sees the introduction of pizza cutters, a new coffee mug, a wide variety of new clothing, and most importantly - axe wielding garden gnomes. In fact this year we've got more new merch than ever before!



MORE FROM **PAGE 422**

HSA 100

REPLACING THE AP SYSTEM HSA 66 AND HSA 86 CORDLESS HEDGE TRIMMERS

The new HSA 100 is a powerful hedge trimmer in the AP System with 60 cm cutting length and 34 mm cutter spacing. Capable of demanding landscaping tasks, the HSA 100 also features a new anti-vibration system and rotating handle for ultimate user comfort. Paired with our AP 200 battery the HSA 100 offers long working times while remaining lightweight and easy to use for long durations.



MORE ON **PAGE 40**

WP 300 AND WP 600

POWERFUL 2" AND 3" WATER PUMPS

The first water pumps to ever be introduced in the STIHL range. With powerful and robust 4-stroke engines, self-priming pumps and simple controls, the new water pumps offer impressive performance in a wide variety of tasks such as irrigation and waste water removal.



MORE FROM **PAGE 328**

MAINTENANCE & INSPECTION - EASIER THAN EVER BEFORE



SERVICE KITS FOR SIMPLE STANDARD MAINTENANCE TASKS

Make sure your tool continues to be reliable by keeping on top of your routine maintenance. By replacing service parts in line with their schedule, your tool will work as intended for much longer. The service kits contain all the components you need for a basic service; an air filter, spark plug and fuel filter. There's even a QR code on the box with a link to a video so you can see how it's done in simple steps.

➔ Our service kits are available on the accessories pages of the respective product sections and on page 366



NEW CARE & CLEAN KITS FOR MACHINE MAINTENANCE AND CLEANING

Cleaning and care are essential to ensuring your power tools work efficiently; a build up of debris on the tool or grass under the deck can hinder performance. STIHL care & clean kits contain the right sprays, cloths or cleaning solutions for machine-relevant maintenance. New for 2023 is our chainsaw cleaning kit, rounding out the range which already includes kits for your hedge trimmer, brushcutter or lawn mower.

➔ Our clean & care kits can be found on page 362



CUT KITS KEEP YOUR POWER TOOLS RELIABLY READY FOR USE

With STIHL cut kits, you can simply find the right replacement bar and chain combination for your tool. Each of the kits includes the specific guide bar and 2 saw chains for your chainsaw. Don't forget to turn your bar over regularly for even wear, and to keep your chain sharp for optimum performance.

➔ Our cut kits can be found on page 109

ADDITIONAL PRODUCTS IN OUR SELF-SERVICE RANGE:



HEXA UPGRADE KITS FOR PROFESSIONAL FORESTRY CHAINSAWS

Improved cutting performance, easier sharpening and longer service life, all with the STIHL Hexa saw chain. These upgrade kits contain all you need for retrofitting your forestry chainsaw (MS 362 C-M to MS 661 C-M) with the professional cutting system. Each kit contains two Hexa saw chains, one Hexa file, and one file handle made from wood.

➔ Our Hexa upgrade kits can be found from page 79

EXPERIENCE STIHL QUALITY



THE STIHL APP

Mobile, interactive and up-to-date: the free STIHL app is a universal tool for pricing, product information and resources. The App includes practical tools such as an interactive user manual for your new STIHL product, mixture calculator for determining the perfect mixing ratio of petrol to oil, and even an intuitive dealer search are mobile assistants that will make your day-to-day life easier.

STIHL ON SOCIAL MEDIA

Visit us on **Facebook** - facebook.com/stihlgb

Follow us on **Twitter** - twitter.com/stihl_gb

Find out more from our **blog** - blog.stihl.co.uk

Enter the world of STIHL on **YouTube** - youtube.com/stihlgb

Follow us on **Instagram** - instagram.com/stihlgb



THE STIHL NEWSLETTER

Subscribe to the STIHL newsletter. We will provide you with detailed information on new STIHL products, tips and tricks for using our products, offers on our power tools, inspiration for your outdoor work, and much more.

blog.stihl.co.uk





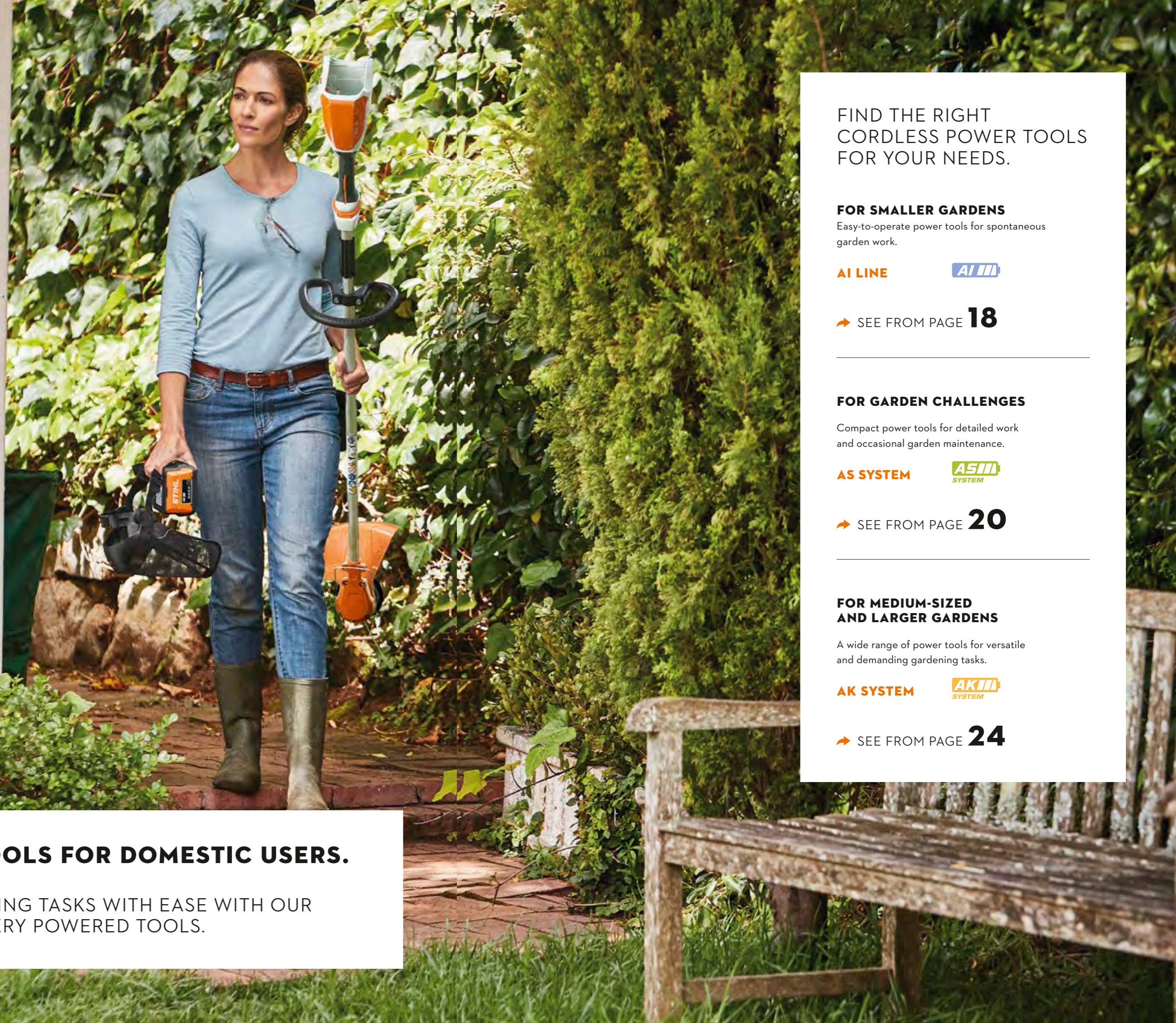
CORDLESS POWER

AI

AS
SYSTEM

AK
SYSTEM

AP
SYSTEM



CORDLESS TOOLS FOR DOMESTIC USERS.

TAKE ON GARDENING TASKS WITH EASE WITH OUR RANGES OF BATTERY POWERED TOOLS.

FIND THE RIGHT CORDLESS POWER TOOLS FOR YOUR NEEDS.

FOR SMALLER GARDENS

Easy-to-operate power tools for spontaneous garden work.

AI LINE



➔ SEE FROM PAGE **18**

FOR GARDEN CHALLENGES

Compact power tools for detailed work and occasional garden maintenance.

AS SYSTEM



➔ SEE FROM PAGE **20**

FOR MEDIUM-SIZED AND LARGER GARDENS

A wide range of power tools for versatile and demanding gardening tasks.

AK SYSTEM



➔ SEE FROM PAGE **24**

AI LINE

CORDLESS TOOLS FOR SMALLER GARDENS

STIHL AI Line cordless products give you the support you need for keeping your garden looking its best. With built in batteries, they offer light weight and straightforward handling, making jobs for the domestic user even easier to complete.



HSA 45

18 V • 2.3 kg^①

A very light cordless hedge trimmer with good cutting performance, for trimming shrubs and hedges in your home's outdoor spaces. Double sided cutting blade with 24 mm tooth spacing, integrated cut protection, screw-on tip protector, integrated Lithium-Ion battery (36 Wh) with charge-level indicator. Battery charging time: 145 min / 210 min (80% / 100%). For more information on features and technical details, see page 132. **Working time with integrated battery is up to 40 minutes.**

Bar length **50 cm / 20"**
Order number **4511 011 3505**



BGA 45

18 V • 2.2 kg^①

Easy-to-manoeuvre cordless blower for cleaning small outdoor areas at home such as patios and driveways. Round nozzle, integrated Lithium-Ion battery (45 Wh) with charge-level indicator. Battery charging time: 210 min / 300 min (80% / 100%). For more information on features and technical details, see page 302. **Working time with integrated battery is up to 10 minutes.**

Order number **4513 011 5905**



FSA 45

18 V • 2.3 kg^①

Compact cordless grass trimmer for trimming lawn edges. Integrated Lithium-Ion battery (36 Wh) with charge level indicator, round handle with tool free adjustment, adjustable angle mowing head for lawn edging. Easy to switch between PolyCut blades and mowing lines without changing the mowing head, spacer bracket. PolyCut blades included. Line available as accessory. Battery charging time 145 min / 210 min (80% / 100%). For more information on features and technical details, see page 252. **Working time of integrated battery when cutting lawn edges is up to 20 minutes. Working time of integrated battery when cutting lawn area is up to 12 minutes.**

Order number **4512 011 5705**

Replacement PolyCut blades (pack of 8)
Order number **4008 007 1000**

Replacement round mowing line ● 1.6 mm / 19 m
Order number **0000 930 2334**



BATTERY RANGES^② (EXAMPLE USE)

WORKING TIME PER BATTERY CHARGE^② (up to ...)

<p>HSA 45</p>	<p>Up to ... of hedge 80 m²</p>	<p>40 min</p>
<p>BGA 45</p>	<p>Dry leaves on asphalt up to ... 200 m²</p>	<p>10 min</p>
<p>FSA 45</p>	<p>Up to ... of lawn edging / up to ... of lawn 250 m / 50 m²</p>	<p>20 min / 12 min</p>

① Weight including battery
② Explanation of symbols on page 448

③ The values provided are estimates and may vary depending on cutting done
④ The battery working times and area specifications for each battery charge are estimates and may vary depending on how the tool is used and what is being cut



AS SYSTEM

CORDLESS TOOLS FOR GARDEN CHALLENGES

The compact, easy-to-handle power tools in the AS System are perfect for occasional work outside the house and in garden maintenance. The power you need is reliably delivered by a replaceable AS 2 battery.



HSA 26

10.8 V • 0.8 kg[ⓐ]

Cordless shears with shrub and grass trimmer attachments. Shrub trimmer with optimised STIHL cutter geometry for an excellent cutting experience when trimming and maintaining small evergreen hedges and small-leaved ornamental trees up to 8mm branch thickness. Grass trimmer attachment for edging around smaller lawns, patios and flower beds. Comfortable, rubberised handle, rapid, tool-free blade change, and battery charge-level indicator so you can keep an eye on the remaining battery capacity at all times. The AS 2 battery works exclusively with the products in the AS System and is not compatible with the HSA 25. For more information on features and technical details, see page 132. **Working time with AS 2 battery is up to 110 minutes.**

Included in the set:

- 1 x AS 2 Lithium-Ion battery, 28 Wh, 10.8 V
- 1 x AL 1 standard charger
- 1 x shrub cutter, cutting length 20 cm / 8", including blade scabbard
- 1 x grass trimmer, cutting width 12 cm / 5", including blade scabbard
- 1 x black / orange carry bag with eyelets for wall-mounting

NEW HSA 26 tool only;
Excluding battery, charger and carry bag, including shrub cutter and grass trimmer

Bar length **20 cm / 8"**
Order number **HA03 011 3500**

Set HSA 26 with AS 2 and AL 1
Bar length **20 cm / 8"**
Order number **HA03 011 3513**



TELESCOPIC SHAFT

Facilitates ergonomic working in an upright position with the HSA 26. Easy and rapid connection with the HSA 26 well as easy changeover of the AS 2 battery in the handle. Telescopic adjustment on an infinitely variable basis, from 95-110 cm, working angle that can be adjusted through 125°, smooth-running rollers, soft handle. The telescopic shaft only fits the HSA 26 and is not compatible with the GTA 26, SEA 20 or the HSA 25.

For HSA 26
Order number **HA03 710 7100**



GTA 26

10.8 V • 1.2 kg[ⓐ]

Cordless garden pruner with a wide range of uses. For pruning trees and shrubs, cutting up garden waste and building with wood. With a 1/4" P - PM3 chain for high cutting power and performance. Non-slip control handle for very good ergonomics. Tool-free chain replacement and flexible protective hood for safe work, with charge-level indicator. For more information on features and technical details, see page 412. **Working time with AS 2 battery is up to 25 minutes.**

Included in the set:

- 1 x AS 2 Lithium-Ion battery, 28 Wh, 10.8 V
- 1 x AL 1 standard charger
- 1 x Light guide bar, 10 cm / 4"
- 1 x 1/4" P - PM3 saw chain, 10 cm / 4"
- 1 x Multioil Bio, 50 ml
- 1 x black / orange carry bag with eyelets for wall-mounting

NEW GTA 26

tool only;
Excluding battery, charger and carry bag, including bar and saw chain

Bar length **10 cm / 4"**
Order number **GA01 011 6900**

Set GTA 26

with AS 2 and AL 1
Bar length **10 cm / 4"**
Order number **GA01 011 6917**

Cut Kit 1 **2 x PM3 saw chain / 1 x Light guide bar**
Order number **3007 000 9900**



HOLSTER

Allows the GTA 26 to be carried on a belt for quick access while working. Adjustable leg strap secures holster to leg for reduced movement and better comfort. Additional flap helps to secure GTA 26 firmly in place.

For GTA 26
Order number **GA01 490 1700**



1/4" P - PM3 SAW CHAIN FOR POWERFUL CUTS WITH THE GTA 26


The 1/4" P - PM3 saw chain, combined with a chain speed of 8 m/s, ensures rapid progress in your work and a neat cut. Thanks to the sprocket cover with wingnut, the chain on the GTA 26 can be changed easily and without tools. Order information for the P - 1/4" PM3 saw chain for the Light guide bar is available on the pages 112 and 113.



PAGE 358

MULTIOIL BIO

Eco-friendly with a wide range of uses, for example chain lubrication for the GTA 26. Available in 50 ml and 150 ml sizes.



NEW
SEA 20

10.8 V • 1.1 kg^①

Practical cordless hand vacuum for vacuuming and cleaning smaller dry areas in the garage, workshop or car. With removable collection container for easy emptying and cleaning. Crevice nozzle and universal nozzle with removable bristle attachment for a range of applications. The locking solution enables continuous operation without needing to keep the control lever pressed down. The two-level filter system allows for effective air filtration while maintaining air flow. The charge level of the AS 2 battery can be viewed on the LED display at the press of a button. For more information on features and technical details, see page 323. **Working time with AS 2 battery is up to 14 minutes.**

Included in the set:

- 1 × AS 2 Lithium-Ion battery, 28 Wh, 10.8 V
- 1 × AL 1 standard charger
- 1 × crevice nozzle
- 1 × universal nozzle with removable bristle attachment
- 1 × extension tube
- 1 × vacuum hose
- 1 × bag

SEA 20 excluding battery and charger, but including nozzles and carry bag
Order number **SA03 011 7300**

Set SEA 20 with AS 2 and AL 1
Order number **SA03 011 7320**



NEW
SET OF MINI NOZZLES

Accessory set for the SEA 20 cordless hand vacuum, each consisting of three combinable extension tubes and nozzles. For cleaning particularly tight or difficult-to-access spots such as gaps between radiator bars.

Included in the set:

- 3 × extension tube variations
- 3 × nozzle variations
- 1 × storage bag

For SEA 20
Order number **SA03 007 1000**



NEW
PAPER FILTER

The paper filter of the SEA 20 is easy to clean by simply tapping it out. It may be necessary to replace the filter from time to time to ensure top performance is maintained - this can be done very quickly and easily without the need for any additional tools.

For SEA 20
Order number **SA03 080 1900**

AS 2 BATTERY

Lightweight, compact and powerful 10.8 V battery. Compatible with all 10.8 V power tools from the STIHL AS System (not HSA 25). 28 Wh battery power^②, weight 0.22 kg.

Order number **EA02 400 6500**



AL 1 STANDARD CHARGER

230 V. Compatible with the STIHL AS 2 battery. With charge-level indicator (flashing LED pattern). Cable tie with Velcro tape. Wall-mounting possible.

Order number **EA03 430 2504**



BATTERY POWER^②

CAPACITY BATTERY CHARGING TIMES: 80% / 100%

AS 2



28 Wh



60 min / 80 min

BATTERY RANGES^③ (EXAMPLE USE)

WORKING TIME PER BATTERY CHARGE^④ (up to...)

HSA 26



Trim spheres up to ...



30 box trees

110 min

GTA 26



When sawing branches (Ø 4 cm) up to ...



80 cuts

25 min

NEW SEA 20



14 min

① Weight excluding battery and nozzles
② Explanation of symbols on page 448

③ Power capacity according to the specifications of the cell manufacturer. The actual power capacity available during operation is lower, to increase service life
④ The values provided are estimates and may vary depending on cutting done
⑤ The battery working times and area specifications for each battery charge are estimates and may vary depending on how the tool is used and what is being cut



AK SYSTEM

CORDLESS TOOLS FOR MEDIUM-SIZED AND LARGER GARDENS

You will be impressed by the power and long working times of the AK System. With a wide range of tools included, the AK System offers solutions for a wide range of challenging garden tasks. Most tools can be used with any of the AK batteries, and charged with the AL 101 or AL 301 charger.



NEW
HSA 50
36 V • 2.9 kg^①

Lightweight and quiet cordless hedge trimmer for trimming bushes, shrubs, and medium-sized hedges. Laser-cut, diamond-ground and hardened blades, blade geometry in a patented teardrop shape^② for perfect cuts and a healthy hedge. Comfortable and effortless work due to optimum power tool balance, ergonomically shaped control handle, loop handle with inner switch, and low weight. Screw-on blade tip protector to prevent wear when working near the ground or along walls. For more information on features and technical details, see page 132.

Working time with recommended AK 10 battery is up to 50 minutes.

HSA 50 excluding battery and charger^③
Bar length **50 cm / 20"**
Order number **4521 011 3530**

Set HSA 50 with AK 10 and AL 101
Bar length **50 cm / 20"**
Order number **4521 011 3543**

Set HSA 50 with 2 x AK 10 and AL 101
Bar length **50 cm / 20"**
Order number **4521 200 0020**



NEW
HSA 60
36 V • 3.5 kg^①

Cordless hedge trimmer with very powerful cutting performance for demanding applications, such as trimming bushes and tall hedges. Laser-cut, diamond-ground and hardened blades, blade geometry in a patented teardrop shape^② for perfect cuts and a healthy hedge. Effortless and ergonomic working thanks to optimal power tool balance, rotatable multi-function handle, loop handle with inner switch, and STIHL anti-vibration system. Anti-block system for easy change of the cutting blades' rotational direction in the event of blockages. For more information on features and technical details, see page 132.

Working time with recommended AK 10 battery is up to 70 minutes.

HSA 60 excluding battery and charger^③
Bar length **60 cm / 24"**
Order number **HA06 011 3500**

Set HSA 60 with AK 10 and AL 101
Bar length **60 cm / 24"**
Order number **HA06 011 3513**

Set HSA 60 with 2 x AK 10 and AL 101
Bar length **60 cm / 24"**
Order number **HA06 200 0000**



ONLY WHILE STOCKS LAST!
HSA 56
36 V • 2.9 kg^①

Lightweight cordless hedge trimmer with high cutting performance for trimming bushes and hedges in your garden. Double-sided trimming blade with 30 mm tooth spacing, integrated cut protection in a droplet shape to help guide hedge material towards cutters, screw-on blade tip protector. For more information on features and technical details, see page 132.

Working time with recommended AK 10 battery is up to 50 minutes.

HSA 56 excluding battery and charger^③
Bar length **45 cm / 18"**
Order number **4521 011 3500**

Set HSA 56 with AK 10 and AL 101
Bar length **45 cm / 18"**
Order number **4521 011 3513**

HSA 56 with 2 x AK 10 and AL 101
Bar length **45 cm / 18"**
Order number **4521 200 0011**



NEW - AVAILABLE FROM SPRING 2023
MSA 60 C-B
36 V • 0.9 kW^① • 2.5^② / 2.9 kg^③

Lightweight cordless chainsaw for cutting firewood and garden maintenance. Optimally balanced design. Soft handle with new Ergo lever for extra comfort during use, potentiometer, quick and tool-free chain change process with STIHL Quick Chain Tensioning, QuickStop Super chain brake, oil tank with transparent viewing window, high cutting performance and low vibration with a slim 1/4" P - PM3 saw chain. For more information on features and technical details, see page 94. **Working time with recommended AK 20 battery is up to 40 minutes.**

MSA 60 C-B excluding battery and charger^④
Bar length **30 cm / 12"**
Order number **MA04 011 5800**

Set MSA 60 C-B with AK 20 and AL 101^⑤
Bar length **30 cm / 12"**
Order number **MA04 011 5809**

Set MSA 60 C-B with 2 x AK 20 and AL 101^⑤
Bar length **30 cm / 12"**
Order number **MA04 200 0000**

Cut Kit 6 **2 x PM3 saw chain / 1 x Rollomatic E Mini guide bar 30 cm/12"**
Order number **3005 000 9904**



ONLY WHILE STOCKS LAST!
MSA 120 C-B
36 V • 0.85 kW^① • 2.3^② / 2.7^③

Lightweight cordless chainsaw for cutting firewood and garden maintenance. Soft handle, quick and tool-free chain change process with STIHL Quick Chain Tensioning, QuickStop Super chain brake, oil tank with transparent viewing window, high cutting performance and low vibration with a slim 1/4" P - PM3 saw chain. For more information on features and technical details, see page 94. **Working time with recommended AK 20 battery is up to 40 minutes.**

MSA 120 C-B excluding battery and charger^④
Bar length **30 cm / 12"**
Order number **1254 011 5870**

Set MSA 120 C-B with AK 20 and AL 101^⑤
Bar length **30 cm / 12"**
Order number **1254 011 5883**

MSA 120 C-B with 2 x AK 20 and AL 101^⑤
Bar length **30 cm / 12"**
Order number **1254 200 0022**

Cut Kit 6 **2 x PM3 saw chain / 1 x Rollomatic E Mini guide bar 30 cm/12"**
Order number **3005 000 9904**



NEW - AVAILABLE FROM SPRING 2023
MSA 70 C-B
36 V • 1.1 kW^① • 2.5^② / 2.9 kg^③

Lightweight cordless chainsaw for cutting firewood and garden maintenance. Optimally balanced design. 25% improved cutting performance compared to the MSA 60 C-B. Soft handle with new Ergo lever for extra comfort, potentiometer, quick, tool-free chain change process due to STIHL Quick Chain Tensioning, QuickStop Super chain brake, oil tank with transparent viewing window, high cutting performance with a 1/4" P - PM3 saw chain. For more information on features and technical details, see page 94. **Working time with recommended AK 30 battery is up to 45 minutes.**

MSA 70 C-B excluding battery and charger^④
Bar length **30 cm / 12"**
Order number **MA04 011 5816**

Set MSA 70 C-B with AK 30 and AL 101^⑤
Bar length **30 cm / 12"**
Order number **MA04 011 5825**

Set MSA 70 C-B with 2x AK 30 and AL 101^⑤
Bar length **30 cm / 12"**
Order number **MA04 200 0001**

Cut Kit 6 **2 x PM3 saw chain / 1 x Rollomatic E Mini guide bar 30 cm/12"**
Order number **3005 000 9904**



ONLY WHILE STOCKS LAST!
MSA 140 C-B
36 V • 1.1 kW^① • 2.2^② / 2.7^③

Lightweight cordless chainsaw for cutting firewood and garden maintenance. 25% improved cutting performance compared to the MSA 120 C-B. Soft handle and quick, tool-free chain change process due to STIHL Quick Chain Tensioning, QuickStop Super chain brake, oil tank with transparent viewing window, high cutting performance with a 1/4" P - PM3 saw chain. For more information on features and technical details, see page 94. **Working time with recommended AK 30 battery is up to 45 minutes.**

MSA 140 C-B excluding battery and charger^④
Bar length **30 cm / 12"**
Order number **1254 011 5840**

Set MSA 140 C-B with AK 30 and AL 101^⑤
Bar length **30 cm / 12"**
Order number **1254 011 5853**

MSA 140 C-B with 2 x AK 30 and AL 101^⑤
Bar length **30 cm / 12"**
Order number **1254 200 0014**

Cut Kit 6 **2 x PM3 saw chain / 1 x Rollomatic E Mini guide bar 30 cm/12"**
Order number **3005 000 9904**

For up to date pricing, please download the STIHL app or visit www.stihl.co.uk

A set is a single box including the tool, battery and charger. The tool with 2 batteries and charger will come in separate boxes.

© Exterior design of guide bars are subject to change throughout 2023

① Weight excluding battery
② Patent EP 2218324 B1
③ Further comparison values for petrol-driven chainsaws are available on page 94
④ Weight excluding battery, guide bar and saw chain

⑤ Weight excluding battery, including guide bar and saw chain
⑥ Including guide bar and saw chain
⑦ Explanation of symbols on page 448
B = STIHL Quick Chain Tensioning
C = Comfort version



**RMA 235**36 V • 14.0 kg^①

Lightweight, manoeuvrable cordless lawn mower for small lawns. Central cut-height adjustment, automatic eco mode, and flow-optimised blades ensure longer battery life. Adjustable-height bar with 2 settings and foldable for space-saving transport and storage. Easy opening 30 litre grass collection box with fill level display, cutting width 33 cm / 13". For more information on features and technical details, see page 214. **Working area covered with recommended AK 20 battery is up to 300 m².**

RMA 235 excluding battery and charger
Order number **6311 011 1411**

Recommended set
RMA 235 with AK 20 and AL 101

RMA 235 with 2 × AK 20 and AL 101
Order number **6311 200 0033**

**RMA 248**36 V • 21.0 kg^①

Easy-to-operate cordless lawn mower with a 46 cm / 18" cutting width for small areas of lawn in noise-sensitive environments. With an EC engine and permanently active eco mode for improved battery runtime. Central cut-height adjustment, folding handle, easy-to-operate controls, sturdy stainless steel housing, and additional battery holder. Large 55-litre grass catcher box with fill-level indicator. For more information on features and technical details, see page 214. **Working area covered with recommended AK 30 battery is up to 250 m².**

RMA 248 excluding battery and charger
Order number **6350 011 1400**

Recommended set
RMA 248 with AK 30 and AL 101

RMA 248 with 2 × AK 30 and AL 101
Order number **6350 200 0006**

**RMA 339 C**36 V • 16.0 kg^①

Lightweight, manoeuvrable cordless lawn mower for mid-sized lawns. Height adjustable and foldable comfort handlebars for comfortable work and to make emptying the grass catcher box much easier. Central cut-height adjustment, eco mode, and flow-optimised blades ensure longer battery life. Easy opening 40 litre grass collection box with fill level display, cutting width 37 cm / 15". For more information on features and technical details, see page 214. **Working area covered with recommended AK 20 battery is up to 250 m².**

RMA 339 C excluding battery and charger
Order number **6320 011 1422**

Recommended set
RMA 339 C with AK 20 and AL 101

RMA 339 C with 2 × AK 20 and AL 101
Order number **6320 200 0070**


**RLA 240**36 V • 15.0 kg^①

Compact cordless aerator for scarifying and combing smaller areas of lawn. Central adjustment of the working depth using a rotary switch on the housing, handlebar with 4-setting height adjustment, 34 cm / 13.4" working width, 16 blades. Includes scarifying blade, spring tine roller and 50-litre grass catcher box. For more information on features and technical details, see page 226. **Working area covered with recommended AK 20 battery is up to 190 m².**

RLA 240 excluding battery and charger
Order number **6291 011 6600**

Recommended set
RLA 240 with AK 20 and AL 101

RLA 240 with 2 × AK 20 and AL 101
Order number **6291 200 0007**



KEEP TRACK OF YOUR GARDEN TOOLS WITH STIHL CONNECTED

Do you want to know the total runtime of your garden tools and when they need maintenance? Then STIHL connected is the right solution for you. Fit your power tools with the STIHL Smart Connector and it will record the operating hours for each machine while it's running and transmit the information to the STIHL connected App via Bluetooth®. This acts like a digital tool shed, allowing you to keep track of all of your power tools and the related information.

Download the STIHL connected App now!





FSA 57
36 V • 2.7 kg^①

Very lightweight and easy-to-use cordless grass trimmer for maintaining lawns and lawn edges in outdoor areas around your home. Cutting circle diameter of 280 mm, adjustable shaft length at the press of a button and handle adjustment without any tools required. Spacer for mowing around obstacles such as trees and shrubs. Soft handle with adjustable positioning. AutoCut C 3-2 nylon mowing head that can be refilled from the outside with no tools needed. Alternatively, the PolyCut 3-2 mowing head with plastic blades is available as an accessory. For more information on features and technical details, see page 252. **Working time with recommended AK 10 battery is up to 25 minutes (with nylon mowing head).**

FSA 57 excluding battery and charger
Order number **4522 011 5730**

Set FSA 57 with AK 10 and AL 101
Order number **4522 011 5743**

FSA 57 with 2 × AK 10 and AL 101
Order number **4522 200 0040**

Replacement quiet mowing line 2.0 mm / 14 m
Order number **0000 930 2416**



FSA 60 R
36 V • 3.1 kg^①

Cordless grass trimmer in a contemporary design for lawn and lawn edge maintenance. Cutting circle diameter 350 mm. Ergonomic operating handle, loop handle, sturdy aluminium shaft. Spacer bracket for mowing around obstacles such as trees and shrubs. With AutoCut C 6-2 mowing head. Alternatively, the PolyCut 6-2 mowing head with polymer blades is available as an accessory. For more information on features and technical details, see page 252. **Working time with recommended AK 20 battery is up to 30 minutes (with nylon mowing head).**

FSA 60 R excluding battery and charger
Order number **FA04 011 5700**

Set FSA 60 R with AK 20 and AL 101
Order number **FA04 011 5743**

FSA 60 R with 2 × AK 20 and AL 101
Order number **FA04 200 0004**

Replacement round mowing line 2.0 mm / 14 m
Order number **0000 930 2335**

PROFESSIONAL TIP
SOAKING POLY-CUT BLADES

Did you know that PolyCut plastic blades last longer if they are stored in water? The blades absorb some of the moisture, making them less brittle, and this reduces wear on contact with fence posts or hard edges. The same course also applies to our mowing lines. To additionally increase the durability of PolyCut blades, simply turn them over as soon as one side is worn, and then mow with the side that is not worn.

R = Loop handle
① Weight excluding battery, including cutting tool and guard
② Further comparison values for petrol-driven pole pruners are available on page 98
③ Weight excluding battery

HLA 56
36 V • 3.8 kg^①

Lightweight and well balanced cordless long-reach hedge trimmer for cutting taller hedges and shrubs in your garden. Double-sided blades in a droplet shape to help guide hedge material towards the cutters, adjustable head for cutting at angles ranging from -45° to +90°, detachable shaft for easy transport. Carrying length 115 cm. Total length 210 cm. For more information on features and technical details, see page 138. **Working time with recommended AK 20 battery is up to 100 minutes.**



HLA 56 excluding battery and charger
Bar length **45 cm / 18"**
Order number **HA01 011 2910**

Recommended set
HLA 56 with AK 20 and AL 101

HLA 56 with 2 × AK 20 and AL 101
Order number **HA01 200 0045**

ACCESSORIES:

HLA SHAFT EXTENSION

Simple 50 cm / 20" shaft extension. Made from aluminium. Weight 500 g.

For HLA 56
Order number **HA01 820 5000**

PROTECTIVE FOOT

For protecting the power tool and battery from direct contact with the ground.

For HLA 56 and HTA 50

④ Weight excluding battery, guide bar and saw chain
⑤ Weight excluding battery, including guide bar and saw chain
⑥ Including guide bar and saw chain
⑦ Explanation of symbols on page 448

HTA 50
36 V • 0.8 kW^② • 3.6^③ / 3.9 kg^③

Lightweight cordless pole pruner with high cutting performance for tree maintenance work in large gardens. 1/4" P - PM3 saw chain and side-mounted chain tensioning. With branch hook for easy removal of cuttings from the tree, semi-transparent oil tank, ergonomic control unit and detachable shaft for easy transport and space-saving storage. Total length 280 cm. For more information on features and technical details, see page 98. **Working time with recommended AK 20 battery is up to 45 minutes.**



HTA 50 excluding battery and charger^④
Bar length **25 cm / 10"**
Order number **LA02 011 6400**

Recommended set
HTA 50 with AK 20 and AL 101^⑤

HTA 50 with 2 × AK 20 and AL 101^⑥
Order number **LA02 200 0012**

HTA SHAFT EXTENSION

Simple 50 cm / 20" shaft extension. Made from aluminium. Weight: 465 g.

For HTA 50
Order number **LA02 820 5000**



Order number **HA01 007 1000**



AK III
SYSTEM
AK 20

BGA 5736 V • 2.3 kg^①

Well balanced and quiet cordless blower with an ergonomic design for comfortable and effortless work. For use in small or medium-sized gardens to gather leaves, grass and other waste into piles. Round nozzle, soft handle, and three-setting length-adjustable blower tube that can be adapted to match the user's size. Flat nozzle for increased air speed available as an accessory. For more information on features and technical details, see page 302. **Working time with recommended AK 20 battery is up to 22 minutes.**

BGA 57 excluding battery and charger
Order number **4523 011 5960**

Set BGA 57 with AK 20 and AL 101
Order number **4523 011 5973**

BGA 57 with 2 × AK 20 and AL 101
Order number **4523 200 0029**

**NEW**
BGA 60

UP TO 60% MORE BLOWING POWER THAN THE BGA 57

36 V • 2.3 kg^①

Powerful cordless blower for domestic users with medium-sized or large gardens. In boost mode, the BGA 60 has 60% more blowing power compared to the BGA 57. Features a powerful EC engine, adjustable blowing force, round nozzle, easily length-adjustable blower tube and metal ring to protect the blowing nozzle. For more information on features and technical details, see page 302. **Working time with recommended AK 30 battery is up to 16 minutes.**

BGA 60 excluding battery and charger
Order number **BA04 011 5900**

Set BGA 60 with AK 30 and AL 101
Order number **BA04 011 5943**

BGA 60 with 2 × AK 30 and AL 101
Order number **BA04 200 0000**



AK III
SYSTEM
AK 30



The overview of battery charging times, working time per charge and battery range is available on **page 35** and **stihl.co.uk**.



AK III
SYSTEM
AK 20

INCL. BLOWER TUBE

**NEW** – AVAILABLE FROM SPRING 2023**SHA 56**36 V • 4.2 kg^②

The first cordless vacuum shredder in the STIHL range. Can be used as a practical 2-in-1 machine for vacuuming leaves and hedge cuttings as well as gathering leaves and debris into piles. Converts easily from vacuum shredder to blower – no tools required. Rotatable handle with variable speed trigger for excellent ergonomics in both operating modes. Additional front handle and padded harness can be used for extra comfort when in use as a vacuum shredder. The collection bag connects to the suction tube and has an asymmetrical design for maximum legroom when working. Backpack collection bag available as an accessory. Round nozzle and adjustable blower tube when used as a blower, a flat nozzle for increased air speed is available as an accessory. For more information on features and technical details, see page 306. **Working time with recommended AK 20 battery is up to 25 minutes.**

SHA 56 excluding battery and charger
Order number **SA02 011 7100**

Recommended set
SHA 56 with AK 20 and AL 101

SHA 56 with 2 × AK 20 and AL 101
Order number **SA02 200 0009**

ACCESSORIES:

COLLECTION BAG ATTACHMENT SET

45 l. Reduces tool weight for fatigue-free working. Attachment set including collection bag, elbow and adapter. Tool-free mounting possible.



For SHA 56
Order number **SA02 007 1000**

① Weight excluding battery, in suction mode
② Weight excluding battery
③ Explanation of symbols on page 448

A set is a single box including the tool, battery and charger. The tool with 2 batteries and charger will come in separate boxes.



SUCTION MODE



BLOWING MODE

**EASY CONVERSION
BETWEEN VACUUM
AND BLOWER**

Whether you use the SHA 56 as a vacuum shredder or a blower, the rotatable handle has outstanding ergonomics and gives you greater comfort when you are working.

You can convert the vacuum shredder to a blower (and vice versa) without the need for tools. Simply click the tubes into place, twist the handle 180 degrees and the SHA 56 will fit comfortably in your hand, ready to go. The variable speed trigger can be used to control the suction and blowing force of the SHA 56, while its specially angled handle makes it even more comfortable to handle when it is in vacuum shredder mode.



HLA SHAFT EXTENSION

Simple 50 cm / 20" shaft extension. Made from aluminium. Weight 500 g.

For HLA 56
Order number **HA01 820 5000**



HTA SHAFT EXTENSION

Simple 50 cm / 20" shaft extension. Made from aluminium. Weight: 465 g.

For HTA 50
Order number **LA02 820 5000**



PROTECTIVE FOOT

For protecting the power tool and battery from direct contact with the ground.

For HLA 56 and HTA 50
Order number **HA01 007 1000**

COLLECTION BAG ATTACHMENT SET

45 l. Reduces tool weight for fatigue-free working. Attachment set including collection bag, elbow and adapter. Tool-free mounting possible.



For SHA 56
Order number **SA02 007 1000**

BATTERY CARRY BAG

Easy to carry, lightweight, hard-wearing bag for clean storage of STIHL cordless tools accessories, e.g. for a battery with a charger.



Order number **0000 881 0520**

COVER FOR THE AK SYSTEM BATTERY SLOT

To cover the battery slot on the STIHL AK System power tools (apart from RMA 235, RMA 248, RMA 339 C and RLA 240). Protects against dust and dirt during longer periods of storage.



Order number **4520 602 0900**



NEW AK BATTERIES

New exterior design. Compatible with the STIHL AK System. Lightweight Lithium-Ion batteries with charge-level indicator (four LEDs). Available with different power capacities.



AK 10 72 Wh Battery Energy[Ⓞ], 0.8 kg
Order number **4520 400 6530**

AK 20 144 Wh Battery Energy[Ⓞ], 1.2 kg
Order number **4520 400 6535**

AK 30 180 Wh Battery Energy[Ⓞ], 1.3 kg
Order number **4520 400 6540**

AL 101 STANDARD CHARGER

230 V. Compatible with STIHL AK and AP batteries. With charge-level indicator (LED). Cable tie with Velcro tape. Wall-mounting possible.



Order number **4850 430 2524**

NEW AL 301 QUICK CHARGER

New exterior design. 230 V. For shorter charging times for STIHL AK, AP and AR L batteries. Device for wall attachment and cable winding in the casing base. With operating mode indicator via LED and active battery cooling.



Order number **EA09 430 5504**



PROFESSIONAL TIP

GET THE BEST OUT OF YOUR STIHL BATTERY-POWERED TOOLS!

STIHL offers a wide selection of batteries for products in the AK System and AP System. STIHL recommends a specific battery for each product so that you're always best equipped for your work. In making recommendations, we take into account the ideal combination of maximum power to performance, sufficient battery runtime, lowest possible weight and balanced weight distribution. The result: you always get the best out of your power tools.

AK 10 **AK 20** **AK 30**









		NEW AK 10	NEW AK 20	NEW AK 30
BATTERY POWER[Ⓞ]		72 Wh	144 Wh	180 Wh
CAPACITY BATTERY CHARGING TIMES: 80% / 100%				
AL 101		70 / 95 min	135 / 180 min	160 / 205 min
NEW AL 301		25 / 40 min	30 / 50 min	35 / 60 min

[Ⓞ] Power capacity according to the specifications of the cell manufacturer. The actual power capacity available during operation is lower, to increase service life





BATTERY RANGES[Ⓞ] (EXAMPLE USE) AND WORKING TIME PER BATTERY CHARGE[Ⓞ] (up to...)








		NEW AK 10	NEW AK 20	NEW AK 30
NEW[Ⓞ] MSA 60 C-B / MSA 120 C-B	When sawing square timber (10 x 10 cm) up to ... 	18 min 60 cuts	40 min 160 cuts	55 min 190 cuts
NEW[Ⓞ] MSA 70 C-B / MSA 140 C-B	When sawing square timber (10 x 10 cm) up to ... 	18 min 60 cuts	40 min 160 cuts	45 min 210 cuts
NEW HSA 50 / HSA 56	Up to ... of hedge 	50 min 175 m ²	100 min 350 m ²	120 min 420 m ² (HSA 56) 130 min 420 m ² (HSA 50)
NEW HSA 60	Up to ... of hedge 	70 min 220 m ²	140 min 490 m ²	175 min 560 m ²
FSA 57 (with nylon mowing head)	Up to ... of lawn edging / up to ... of lawn 	25 min 625 m / 125 m ²	50 min 1.250 m / 250 m ²	60 min 1.500 m / 300 m ²
FSA 60 R[Ⓞ] (with nylon mowing head)	Up to ... of lawn edging / up to ... of lawn 	13 min 500 m / 100 m ²	30 min 1.250 m / 250 m ²	38 min 1.500 m / 300 m ²
HLA 56	Up to ... of hedge 	50 min 190 m ²	100 min 380 m ²	120 min 460 m ²
HTA 50	When sawing square timber (10 x 10 cm) up to ... 	25 min 80 cuts	45 min 170 cuts	60 min 220 cuts

■ Recommended battery
 ■ Reduced tool performance
 ! Only while stocks last!

Ⓞ The values provided are estimates and may vary depending on what is being cut or suctioned
 Ⓞ The battery working times and area specifications for each battery charge are estimates and may vary depending on how the tool is used and what is being cut or suctioned



BATTERY RANGES[Ⓞ] (EXAMPLE USE) AND WORKING TIME PER BATTERY CHARGE[Ⓞ] (up to...)

		NEW AK 10	NEW AK 20	NEW AK 30
BGA 57	Dry leaves on asphalt in suction mode / blowing mode up to... 	10 min 380 m ²	22 min 760 m ²	27 min 900 m ²
NEW BGA 60	Dry leaves on asphalt in suction mode / blowing mode up to... 	9 min [Ⓞ] 380 m ² [Ⓞ]	13 min [Ⓞ] 760 m ² [Ⓞ]	16 min [Ⓞ] 900 m ² [Ⓞ]
NEW[Ⓞ] SHA 56	Dry leaves on asphalt in suction mode / blowing mode up to... 	12 min 38 m ² / 300 m ²	25 min 75 m ² / 600 m ²	30 min 90 m ² / 700 m ²
RMA 235	Up to ... lawn 	150 m ²	300 m ²	400 m ²
RMA 248	Up to ... lawn 	100 m ²	200 m ²	250 m ²
RMA 339 C	Up to ... lawn 	120 m ²	250 m ²	330 m ²
RLA 240	Up to ... lawn 	96 m ² [Ⓞ]	190 m ² [Ⓞ]	250 m ² [Ⓞ]

Ⓞ With higher output power tools, the same work is completed more quickly, e.g. with the FSA 60 R compared to the FSA 57
 Ⓞ In Boost mode
 Ⓞ When working in an area, only move the tool in one direction (no crossing-over)
 Ⓞ Available from Spring 2023



CORDLESS POWER FOR DEMANDING PROFESSIONAL USE.

THE AP SYSTEM HAS ALL THE TOOLS NEEDED TO DRIVE YOUR BUSINESS FORWARD.



2023 PRICING

For up to date pricing, download the STIHL app from Google Play or the App Store or visit www.stihl.co.uk



MORE POWER

Master any application with our most powerful cordless power tools.

AP SYSTEM 

➔ SEE FROM PAGE **38**

MORE EFFICIENCY

Manage your fleet of machinery more effectively.

STIHL CONNECTED 

➔ SEE FROM PAGE **60**

MORE FLEXIBILITY

Charge your batteries any time, anywhere.

INNOVATIVE CHARGING SOLUTIONS

➔ SEE FROM PAGE **64**

AP SYSTEM

CORDLESS TOOLS FOR LARGE GARDENS AND PROFESSIONAL APPLICATIONS

Powerful performance, long battery life and outstanding handling are essential when tackling more demanding landscaping jobs.

STIHL's AP System offers quiet, emission free performance, particularly useful in noise-sensitive areas. This extensive system with a wide selection of products with exchangeable batteries and backpack batteries are suited to large gardens and for professional use.



NEW - AVAILABLE FROM SPRING 2023

MSA 160 C-B

36 V • 1.5 kW[ⓐ] • 3.1[ⓑ] / 3.5 kg[ⓐ]



Robust cordless chainsaw for versatile woodworking tasks in noise-sensitive areas. Easy and comfortable to use. 1/4" P - PM3 saw chain for excellent cutting performance and precise cutting, ergonomic control handle with potentiometer function for infinitely variable speed control, STIHL quick chain tensioning, transparent oil tank with tool-free cap. For more information on features and technical details, see page 96.

Working time with recommended AP 300 S battery is up to 62 minutes.

MSA 160 C-B excluding battery and charger[ⓐ]

Bar length **30 cm / 12"**
Order number **MA03 200 0004**

Recommended set

MSA 160 C-B with AP 300 S and AL 101

Cut Kit 6 **2 x PM3 saw chain / 1 x Rollomatic E Mini guide bar 30 cm / 12"**
Order number **3005 000 9904**



NEW - AVAILABLE FROM SPRING 2023

MSA 200 C-B

36 V • 1.8 kW[ⓐ] • 3.1[ⓑ] / 3.5 kg[ⓐ]



Powerful cordless chainsaw with 20% more cutting performance than the MSA 160 C-B. Ideal for versatile woodworking tasks in noise-sensitive areas. 1/4" P - PM3 saw chain for rapid progress as you work and clean cutting, ergonomic control lever with potentiometer function for infinitely variable speed control, STIHL Quick Chain Tensioning and transparent oil tank with tool-free cap. Sturdy metal bumper spikes for precise guidance of the chainsaw on the wood. For more information on features and technical details, see page 96. **Working time with recommended AP 300 S battery is up to 50 minutes.**

MSA 200 C-B excluding battery and charger[ⓐ]

Bar length **35 cm / 14"**
Order number **MA03 200 0010**

Recommended set

MSA 200 C-B with AP 300 S and AL 301

Cut Kit 7 **2 x PM3 saw chain / 1 x Rollomatic E Mini guide bar 35 cm / 14"**
Order number **3005 000 9905**



NEW - AVAILABLE FROM SPRING 2023

MSA 220 C-B

36 V • 2.1 kW[ⓐ] • 3.1[ⓑ] / 3.6 kg[ⓐ]



Robust, powerful cordless chainsaw for felling, pruning, cutting to length or building with wood. With STIHL 3/8" P - PS3 Pro saw chain for 20% more cutting performance than 3/8" P - PS, optimised energy efficiency and a 10% increase in the number of cuts per battery charge. Easy, convenient operation, ergonomic control lever with potentiometer function for infinitely variable speed control, STIHL Quick Chain Tensioning and transparent oil tank with tool-free cap. Sturdy metal bumper spikes for reliable and precise guidance of the chainsaw on wood. For more information on features and technical details, see page 96. **Working time with recommended AP 300 S battery is up to 40 minutes.**

MSA 220 C-B excluding battery and charger[ⓐ]

Bar length **35 cm / 14"**
Order number **MA03 200 0020**

Recommended set

MSA 220 C-B with AP 300 S and AL 500



MSA 220 T

36 V • 2.1 kW[ⓐ] • 2.7[ⓑ] / 3.3 kg[ⓐ]



Professional cordless arborist saw[ⓐ] for removing larger branches, crown correction, or removing dead wood. Electronic trigger system with an unlock button for simple saw activation. LED display on the top handle for information on the operating status of the chainsaw as well as the chain break position. Easy-to-clean air filter for long service life and optimum engine cooling, 3/8" P - PS3 saw chain for excellent cutting performance, side-mounted chain tensioning, tool-free oil tank cap, captive nut on the sprocket cover. **Working time with recommended AP 300 S battery is up to 29 minutes.**

MSA 220 T excluding battery and charger[ⓐ]

Bar length **30 cm / 12"**
Order number **7009 200 0098**

Bar length **35 cm / 14"**
Order number **7009 200 0099**

Recommended set

MSA 220 T with AP 300 S and AL 500[ⓐ]

Bar length **35 cm / 14"**

Cut Kit 8 **2 x PS3 saw chain / 1 x Rollomatic E guide bar 35 cm / 14"**
Order number **3005 000 9906**



MSA 161 T

36 V • 1.25 kW[ⓐ] • 2.1[ⓑ] / 2.5 kg[ⓐ]



Very lightweight and compact, professional cordless arborist chainsaw for tree maintenance[ⓐ]. The smooth and extremely efficient 1/4" P - PM3 saw chain coupled with a powerful EC motor produces high performance throughout the entire cut. Includes captive nuts on the sprocket cover. For more information on features and technical details, see page 98.

Working time with recommended AP 200 battery is up to 42 minutes.

MSA 161 T excluding battery and charger[ⓐ]

Bar length **25 cm / 10"**
Order number **7009 200 0082**

Bar length **30 cm / 12"**
Order number **7009 200 0081**

Recommended set

MSA 161 T with AP 200 and AL 301



MSA 220 TC-O

36 V • 2.1 kW[ⓐ] • 2.7[ⓑ] / 3.3 kg[ⓐ]



Professional cordless arborist saw[ⓐ] for stripping pieces of trunk, crown correction or removing dead wood. Electronic operating system with an unlock button for simple saw activation. Operator cockpit with 180° LED display for information on the operating status of the chainsaw as well as the engaged chain brake. Fitted as standard with an oil sensor and LED display for active user notification of when the oil level is low. Easy-clean air filter for long service life and optimum engine cooling, 3/8" P - PS3 saw chain for excellent cutting performance, side-mounted chain tensioning, tool-free oil tank cap, and captive nut on the sprocket cover. For more information on features and technical details, see page 98. **Working time with recommended AP 300 S battery is up to 29 minutes.**

MSA 220 TC-O excluding battery and charger[ⓐ]

Bar length **30 cm / 12"**
Order number **7009 200 0096**

Bar length **35 cm / 14"**
Order number **7009 200 0097**

Recommended set

MSA 220 TC-O with AP 300 S and AL 500[ⓐ]

Bar length **35 cm / 14"**

B = STIHL Quick Chain Tensioning
C = Comfort version
O = Oil sensor
T = Top handle

ⓐ Further comparison values for petrol-driven chainsaws are available on page 94
ⓑ Weight excluding battery, guide bar and saw chain
ⓐ Weight excluding battery, including guide bar and saw chain

ⓐ Including guide bar and saw chain
ⓑ Specially designed for working among tree branches; should only be used by trained arborists

ⓐ Explanation of symbols on page 448
ⓑ Explanation of quality marks on page 455
ⓐ Exterior design of guide bar are subject to change throughout 2023





APIII SYSTEM
AP 200

WHILE STOCKS LAST!
HSA 66

36 V • 3.1 kg^①



Cordless hedge trimmers offer high cutting performance with a low weight, and maintain a constant stroke rate under load, even during tough jobs. 30 mm tooth spacing, teardrop-shaped cutter geometry holds twigs more effectively in the blade, double-sided single-edged cutter blade, integrated cut protection, screw-on tip protector. For more information on features and technical details, see page 132. **Working time with recommended AP 200 battery is up to 144 minutes.**

HSA 66 excluding battery and charger
Bar length **50 cm / 20"**
Order number **4851 011 3520**

Recommended set
HSA 66 with AP 200 and AL 101



APIII SYSTEM
AP 200

WHILE STOCKS LAST!
HSA 86

36 V • from 3.0 kg^①



The cordless hedge trimmer offers high power and efficiency at a low weight. It ensures a constant stroke rate while pruning thick hedges. 33 mm tooth spacing, double-sided double-edged cutting blades in two lengths, screw-on cut and tip protector. For more information on features and technical details, see page 132. **Working time with recommended AP 200 battery is up to 144 minutes.**

HSA 86 excluding battery and charger
Bar length **45 cm / 18"**
Order number **4851 011 3529**

Bar length **62 cm / 24.5"**
Order number **4851 011 3521**

Recommended set
HSA 86 with AP 200 and AL 301



APIII SYSTEM
AP 200

NEW
HSA 100

36 V • 3.7 kg^①



Powerful universal hedge trimmer for use in noise-sensitive areas. Long-lasting sharpness, double-sided cutting blade with 34 mm tooth spacing for excellent cutting performance and rapid work progress. Ergonomic, effortless working, even over longer periods, thanks to optimal power tool balance, rotatable multi-function handle, loop handle and STIHL anti-vibration system. Anti-block system for easy change of the cutting blades' rotational direction in the event of blockages. EC engine for constant output and long service life. Screw-on cut protection, blade tip protector for low-wear work close to the ground or along walls. For more information on features and technical details, see page 132. **Working time with recommended AP 200 battery is up to 150 minutes.**

HSA 100 excluding battery and charger
Bar length **60 cm / 24"**
Order number **HA07 011 3500**

Recommended set
HSA 100 with AP 200 and AL 301

PAGE 360
SUPERCLEAN
Loosens resin and dirt from hedge trimmer blades and also acts as corrosion protection and lubricant. Available as a 50 ml and 300 ml spray can.



APIII SYSTEM
AR 2000 L

HSA 130 R (previously: HSA 94 R)

36 V • from 4.1 kg^①



Extremely high-performance and robust professional cordless hedge trimmer with low blade speed for powerful cutting. Constant stroke rate (even under extreme load when performing heavy pruning). EC engine for constant output and long service life. Rotating multi-function handle with three-setting stroke rate, double-sided double-edged cutting blade in the pruning version, and screw-on cut and tip protector. Mounting point for the STIHL Smart Connector 2 A. Cordless operation with the aid of the AP holster with connecting cable, a carrying system, or an AR L backpack battery (see page 57). For more information on features and technical details, see page 132. **Working time with recommended AR 2000 L battery is up to 690 minutes.**

HSA 130 R excluding battery and charger
Bar length **60 cm / 24"**
Order number **4869 011 3560**

Bar length **75 cm / 30"**
Order number **4869 011 3561**

Recommended set
HSA 130 R with AR 2000 L, AR L carrying system and AL 500



APIII SYSTEM
AR 2000 L

HSA 130 T (previously: HSA 94 T)

36 V • from 3.9 kg^①



Extremely high-performance and robust professional cordless hedge trimmer with high blade speed for precise cuts. A constant stroke rate even under load. EC engine for constant output and long service life. Rotating multi-function handle with three-setting stroke rate, double-sided double-edged cutting blade in the trimming version, and screw-on cut and tip protector. Mounting point for the STIHL Smart Connector 2 A. Battery operation with the aid of the AP holster and connecting cable used with the battery belt and harness or the AP carrying system, or an AR L backpack battery (see page 57). For more information on features and technical details, see page 132. **Working time with recommended AR 2000 L battery is up to 690 minutes.**

HSA 130 T excluding battery and charger
Bar length **60 cm / 24"**
Order number **4869 011 3566**

Bar length **75 cm / 30"**
Order number **4869 011 3567**

Recommended set
HSA 130 T with AR 2000 L, AR L carrying system and AL 500

R = Pruning (for hedge trimmers)
T = Trimming

① Weight excluding battery
② Explanation of symbols on page 448



FSA 86 R

36 V • 3.2 kg^①



Powerful cordless brushcutter in a contemporary design for mowing along the side of obstacles, as well as around trees and bushes. Cutting circle diameter 350 mm. Ergonomic operating handle, loop handle, sturdy aluminium shaft, spacer bracket. With AutoCut C 6-2 mowing head. Alternatively, the PolyCut 6-2 mowing head with polymer blades is available as an accessory. For more information on features and technical details, see page 252.

Working time with recommended AP 200 battery is up to 35 minutes (with nylon mowing head) / **60 minutes** (with PolyCut blades).

FSA 86 R excluding battery and charger
Order number **FA05 011 5700**

Recommended set
FSA 86 R with AP 200 and AL 301



ACCESSORIES:
CORDLESS
HARNES

See page 248

FSA 90

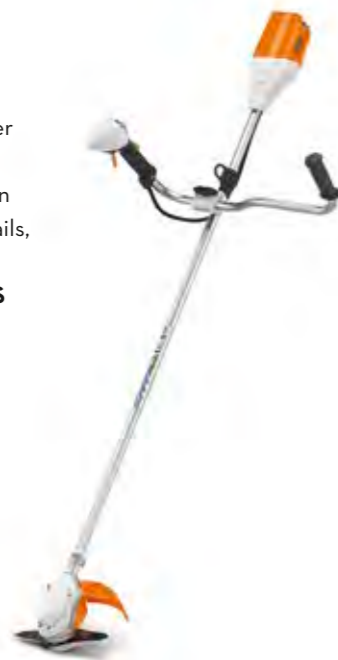
36 V • 3.2 kg^②



Cordless brushcutter for working on large areas of tough grass. 260 mm cutting diameter with GrassCut 260-2 metal cutting tool, ergonomic bike handle, STIHL ECOSPEED variable speed control, double shoulder harness, no ear protection required. For more information on features and technical details, see page 252. **Working time with recommended AP 300 S battery is up to 56 minutes** (with grass-cutting blade).

FSA 90 excluding battery and charger
Order number **4863 200 0001**

Recommended set
FSA 90 with AP 300 S and AL 301



FSA 90 R

36 V • 2.8 kg^③



Professional cordless brushcutter for working on large areas of tough grass and mowing around obstacles, trees and posts. 280 mm cutting diameter, loop handle, STIHL ECOSPEED variable speed control, single shoulder harness and AutoCut 25-2 mowing head. No ear protection required. For more information on features and technical details, see page 252. **Working time with recommended AP 300 battery is up to 30 minutes** (with nylon mowing head).

FSA 90 R excluding battery and charger
Order number **4863 200 0005**

Recommended set
FSA 90 R with AP 300 and AL 301



ONLY WHILE STOCKS LAST!

FSA 130

36 V • 4.5 kg^④



Powerful and lightweight cordless brushcutter for working on large areas of tough grass and mowing around obstacles, trees and posts. Cutting circle diameter of 260 mm with GrassCut 260-2 metal cutting tool. Supplied with single shoulder harness, ergonomic bike handle, and grass-cutting blade. Three adjustable power levels. Battery operation with the aid of the AP holster with connecting cable, a carrying system, and the support cushion set with an AR battery and the support cushion set (see page 57). For more information on features and technical details, see page 252. **Working time with recommended AR 2000 L battery is up to 310 minutes** (with grass-cutting blade).

FSA 130 excluding battery and charger
Order number **4867 200 0001**

Recommended set
FSA 130 with AR 2000 L, AR L carrying system and AL 500



ONLY WHILE STOCKS LAST!

KMA 130 R

36 V • 3.2 kg^⑤



Powerful cordless KombiEngine with high torque and low weight. Three power levels for energy-efficient and low-noise work in all applications. Supplied with shoulder harness. Designed for main use with AR L backpack battery use. AP battery operation with the aid of the AP holster with connecting cable, battery belt with harness or AP carrying system (see page 57). The KMA 130 R cannot be used with the FSB-KM brushcutter. For more information on features and technical details, see page 148. **For KombiTool working times with the KMA 130 R, go to page 145.**

KMA 130 R excluding battery and charger
Order number **4867 011 6820**

Recommended set
KMA 130 R with AR 2000 L, AR carrying system and AL 500



BGA 100

36 V • 2.5 kg^⑥



Pleasantly quiet, lightweight and very powerful cordless blower for professional use, especially in urban, noise-sensitive areas. Round nozzle, soft handle four power levels including boost function, three-setting length-adjustable blower tube, lifting eyelet for support cushion (accessories). Flat nozzle for increased air speed available as an accessory. Cordless operation via a connecting cable and battery belt, AP carrying system, or AR backpack battery (see page 57). For more information on features and technical details, see page 302. **Working time with recommended AR 3000 L battery is up to 510 minutes.**

BGA 100 excluding battery and charger
Order number **4866 011 5900**

Recommended set
BGA 100 with AR 3000 L, AR L carrying system and AL 500



BGA 86

36 V • 2.8 kg^⑦



Very powerful, easy to use and comfortable to operate cordless blower. Perfect for professional use in large, urban areas. For removing leaves and dirt. Round nozzle, soft handle, three-setting length-adjustable blower tube. Flat nozzle for increased air speed available as an accessory. For long periods of use, we recommend the AR L backpack battery. For more information on features and technical details, see page 302. **Working time with recommended AP 300 S battery is up to 26 minutes.**

BGA 86 excluding battery and charger
Order number **BA02 011 5900**

Recommended set
BGA 86 with AP 300 S and AL 301



BGA 200

36 V • 3.2 kg^⑧



Very powerful cordless blower for professional use in urban and noise-sensitive areas. Flexible 2-in-1 power tool can be used both in hand-held mode for narrow and tight spaces and in mounted mode with the specially developed comfort carrying system for large areas or longer periods of use. It is possible to switch between the two modes at any time, quickly and easily. The curved shape of the BGA 200 ensures that, in spite of the powerful airflow, there is no tipping or turning effect on the blower - reducing the strain on your wrist. The second handle and locking throttle make it even more comfortable to work with. At the press of a button, the blower tube length can easily be adapted for different cleaning situations such as cleaning in corners. The standard comfort carrying system is attached to the hip belt of the carrying system for AR L backpack batteries. For more information on features and technical details, see page 302. **Working time with recommended AR 3000 L battery is up to 500 minutes.**

BGA 200 excluding battery, charger and comfort carrying system
Order number **BA01 011 5900**

BGA 200 excluding battery and charger, including comfort carrying system
Order number **BA01 200 0000**

Recommended set
BGA 100 with AR 3000 L, AR L carrying system, comfort carrying system and AL 500

R = Loop handle
T = Trimming

① Weight excluding battery, including cutting tool and guard
② Weight excluding battery, cutting tool and guard
③ Weight excluding battery and KombiTools
④ Weight excluding battery

⑤ Ear protection must be worn when using the BG-KM blower
⑥ Explanation of symbols on page 448
⑦ Explanation of quality marks on page 455



RMA 253
36 V • 23.0 kg^①

Cordless lawn mower with a 51 cm / 20" cutting width for larger areas of lawn in noise-sensitive environments. With an EC engine and permanently active eco mode for improved battery runtime. Central cut-height adjustment, folding handle, easy-to-operate engine-stop bar, sturdy stainless steel housing, and additional battery holder. Large 55-litre grass catcher box with fill-level indicator. For more information on features and technical details, see page 214. **Working area covered with recommended AP 200 battery is up to 250 m².**

RMA 253 excluding battery and charger
Order number **6371 011 1400**

Recommended set
RMA 253 with AP 200 and AL 101



RMA 443 VC
36 V • 23.0 kg^①

Powerful and manoeuvrable cordless lawn mower with variable speed drive, adjustable via a lever on the handlebar. Suitable for larger areas of lawn. Height adjustable and foldable comfort handlebar for comfortable mowing and to make emptying the grass catcher box much easier. Central cut-height adjustment, automatic eco mode, and flow-optimised blades ensure longer battery life. Robust polymer housing, easy opening 55 litre grass collection box with fill level display, cutting width 41 cm / 16". For more information on features and technical details, see page 214. **Working area covered with recommended AP 300 S battery is up to 620 m².**

RMA 443 VC excluding battery and charger
Order number **6338 011 1430**

Recommended set
RMA 443 VC with AP 300 S and AL 301



RMA 448 VC
36 V • 24.0 kg^①

Powerful cordless lawn mower with a large cutting width and with variable speed drive, adjustable via a lever on the handlebar. Suitable for mowing large lawns. Adjustable comfort handlebar for comfortable work and to make emptying the grass catcher box much easier. Central cut-height adjustment, automatic eco mode, and flow-optimised blades ensure longer battery life. Robust polymer housing, folding 55 litre grass collection box with fill level display, cutting width 46 cm / 18". For more information on features and technical details, see page 214. **Working area covered with recommended AP 300 S battery is up to 500 m².**

RMA 448 VC excluding battery and charger
Order number **6358 011 1430**

Recommended set
RMA 448 VC with AP 300 S and AL 301

ACCESSORIES:
DOUBLE BATTERY SLOT ADAPTER



See page 56

RMA 765 V
36 V • 44.0 kg^①

Professional cordless lawn mower for regular care of lawns in particularly noise-sensitive areas such as residential locations, schools, and hospital gardens. 63 cm / 25" cutting width, 2-blade flow-optimised mowing unit, cut-height adjustment by wheel, electric Vario wheel drive, and height-adjustable and folding comfort handlebar. 80-litre grass catcher box with fill-level indicator. For more information on features and technical details, see page 214. **Working area covered with recommended AR 3000 L battery is up to 3,100 m².**

RMA 765 V excluding battery and charger
Order number **6392 011 1400**

Set RMA 765 V with connecting cable, AP adaptor, carrying system, AR 3000 L and AL 500
Order number **6392 200 0002**

AMK 065 Mulching kit
Order number **6909 007 1063**



RMA 443 C
36 V • 21.0 kg^①

Powerful and manoeuvrable cordless lawn mower for larger areas of lawn. Adjustable comfort handlebar for comfortable work. Central cut-height adjustment, automatic eco mode, and flow-optimised blades ensure longer battery life. Robust polymer housing, folding 55 litre grass collection box with fill level display, cutting width 41 cm / 16". For more information on features and technical details, see page 214. **Working area covered with recommended AP 200 battery is up to 360 m².**

RMA 443 C excluding battery and charger
Order number **6338 011 1405**

Recommended set
RMA 443 C with AP 200 and AL 101



RMA 2 RV
36 V • 23.0 kg^①

Lightweight and easy-to-manoevrable mulch mower with a 46 cm / 18" cutting width for medium-sized areas of lawn. Cut-height adjustment by axle, quick-fix quick-release tensioner and folding handlebar. Electric Vario wheel drive for comfortable work. The maximum working speed can be adjusted using a lever on the handlebar, with six levels available. For more information on features and technical details, see page 214. **Working area covered with recommended AP 300 S battery is up to 630 m².**

RMA 2 RV excluding battery and charger
Order number **6357 011 1410**

Recommended set
RMA 2 RV with AP 300 S and AL 301

Ⓜ Subject to product registration and annual servicing

C = Comfort version
P = Performance
R = Mulch mower
V = Vario drive

① Weight excluding battery

② Explanation of symbols on page 448

HLA 6636 V • 3.8 kg^①

Lightweight cordless long-reach hedge trimmer for pruning hedges and shrubs as well as plants close to the ground. The cutter bar can be adjusted through 115° without the use of tools for head-height, side, and ground-level cutting. Double-sided double-edged cutting blade for a clean cutting pattern. Constant blade stroke and work progress under load. Loop handle, infinitely variable speed control, and intuitive control handle. Transport length with cutter bar folded up 125 cm; total length 205 cm. For more information on features and technical details, see page 138. **Working time with recommended AP 200 battery is up to 144 minutes.**



ACCESSORIES:
PROTECTIVE FOOT



See page 55

HLA 66 excluding battery and charger
Order number **4859 011 2910**

Recommended set

HLA 66 with AP 200 and AL 101

HLA 8636 V • 4.8 kg^①

Cordless long-reach hedge trimmer with significant range for professional use. Particularly well-suited for pruning tall hedges and shrubs as well as cutting back plants close to the ground. Ergonomic work due to a stable square-cut telescopic shaft. Both the shaft length and cutter bar can be adjusted tool-free. The cutter bar can be pivoted through 115° for head-height, side, and ground-level cutting. Double-sided double-edged cutting blade for a clean cutting pattern, infinitely variable speed control, and intuitive control handle. Transport length with cutter bar folded up 180 cm; total length 260–330 cm. For more information on features and technical details, see page 138. **Working time with recommended AP 200 battery is up to 144 minutes.**



ACCESSORIES:
PROTECTIVE FOOT



See page 55

HLA 86 excluding battery and charger
Order number **4859 011 2930**

Recommended set

HLA 86 with AP 200 and AL 301

HTA 6636 V • 1.05 kW^② • 3.3 kg^③ / 3.6 kg^④

Very lightweight and quiet yet powerful cordless pole pruner for grounds, garden and orchard maintenance. Fitted with 1/4" P - PM3 saw chain for low vibration and a clean, precise cut. Lightweight power head for easy manoeuvrability and good balance. Side-mounted chain tensioning and captive nut on the sprocket cover. With branch hook to assist removal of cuttings. Rigid shaft – not extendable. Total length 240 cm. For more information on features and technical details, see page 98. **Working time with recommended AP 200 battery is up to 42 minutes.**



ACCESSORIES:
PROTECTIVE FOOT



See page 55

HTA 66 excluding battery and charger^⑤
Order number **LA03 200 0004**

Recommended set

HTA 66 with AP 200 and AL 101

HTA 8636 V • 1.05 kW^② • 4.6 kg^③ / 5.0 kg^④

Powerful cordless pole pruner for use in tree maintenance, orchards and local authorities. Quiet and low-vibration. For pruning trees, removing dead wood and breakage from storms, and for cutting back fruit trees. 1/4" P - PM3 saw chain, lightweight and compact power head with sturdy branch hook for easy removal of loose cuttings from the tree. Rigid shaft to help with guidance and a clean and precise cut. Rapid length adjustment with quick release mechanism. Total length 270–390 cm. Total length 270–390 cm. For more information on features and technical details, see page 98. **Working time with recommended AP 200 battery is up to 42 minutes.**



ACCESSORIES:
PROTECTIVE FOOT



See page 55

HTA 86 excluding battery and charger^⑤
Order number **LA03 200 0002**

Recommended set

HTA 86 with AP 200 and AL 500

**TSA 230**^⑥36 V • 3.9 kg^⑦

Quick, convenient and simple to use cut-off machine with 230 mm / 9" cutting wheel for wet cutting. Particularly useful for roof tiles and metalwork. Easy to control, light weight yet powerful. Suitable for indoor and outdoor use, up to 70 mm cutting depth, water connection with on/off valve and hose coupling. Tool free spindle lock, maintenance free belt drive. For more information on features and technical details, see page 164. **Working time with recommended AP 300 S battery is up to 22 minutes.**

TSA 230 excluding battery and charger
Order number **4864 011 6600**

Recommended set

TSA 230 with AP 300 S and AL 500

ACCESSORIES:
HIP BELT WITH HOLSTER



See page 55

**SGA 85**36 V • 17.0 l • 6.2 kg^⑧

Comfortable cordless sprayer for use with disinfectants, herbicides, pesticides, fungicides and fertilisers in horticulture, agriculture, as well as in orchards and vegetable cultivation. Particularly effective thanks to a powerful membrane pump with 6 bar of operating pressure. Adjustable nozzle from hollow-cone to full jet, infinitely variable pressure adjustment by means of a rotary control during operation, large filler opening to make it easy to fill the tank, bracket for safe lance storage during work breaks. Ergonomic carrying system with adjustable chest strap for very comfortable work. Additional hip belt as well as various nozzles are available as accessories for a range of uses and applications. For more information on features and technical details, see page 282. **Working time with recommended AP 200 battery is up to 1,000 minutes.**

SGA 85 excluding battery and charger
Order number **4854 011 7000**

Recommended set

SGA 85 with AP 200 and AL 301

**KGA 770**36 V • Container capacity 50 l • Sweep width 77 cm • 16.0 kg^⑨

Cordless sweeping machine for large areas both indoors and outdoors. STIHL MultiClean PLUS sweeping system, 8-fold central height adjustment, lateral guide roller, transport handle, stores upright to save space, ergonomically shaped 2-fold height-adjustable push bar. Easy and effortless to push due to the cordless operation of the circular brushes and power sweep. This enables thorough cleaning of edges and corners, even when the machine is stationary. The low-wear nylon bristles come with a four-year STIHL durability warranty. For more information on features and technical details, see page 309. **Working time with recommended AP 200 battery is up to 168 minutes.**

KGA 770 excluding battery and charger
Order number **4860 011 4703**

Recommended set

KGA 770 with AP 200 and AL 101

**NEW COMING SOON PS 3000**

3.7 kW • 20.0 kg

Portable power station for use with wired devices such as power washers, chargers, site lighting and much more. Quiet and emission free alternative to a petrol generator. High 2.1 kWh energy content for long working times, 3.7 kW output for high continuous power. Dustproof and splashproof in accordance with IP 54. Lightweight and compact design, sturdy frame for secure positioning on various surfaces. 230 V socket outlet, charge-level indicator, safety fuse, automatic boost for peak load. Charging time less than 3 hours.

Dimensions: W 420 x L 210 x H 420
Order number **GA02 011 8004**

① Weight excluding battery

② Further comparison values for petrol-driven pole pruners are available on page 98

③ Weight excluding battery, guide bar and saw chain

④ Weight excluding battery, including guide bar and saw chain

⑤ Including guide bar and saw chain

⑥ Explanation of symbols on page 448

⑦ Explanation of quality marks on page 455

⑧ Weight excluding battery and content

⑨ Delivery includes composite resin cutting wheel

⑩ Weight excluding battery and cutting wheel for structural and stainless steel

STIHL NOISE REDUCTION SYSTEM

This reduces disruptive frequencies and noise peaks at the turbine input to such an extent that uniformly low noise emissions are achieved all around the power tool - i.e. from 360° - and a comfortable sound level is achieved for people in the vicinity.



NEW - AVAILABLE FROM SPRING 2023
BGA 300
 POWER UP. SOUND DOWN.

The first backpack cordless blower from STIHL for professional applications in noise-sensitive areas. Ideal for efficient cleaning of large areas, even with wet and heavy leaves, thanks to high blowing power and air speed. Especially quiet when in use thanks to unique STIHL Noise Reduction System. Optimal energy management thanks to variable adjustment of the blowing power via four pre-defined power levels (Level 1-3/Boost) on the control handle. Total flexibility thanks to rapid adjustment of blower tube length and handle position. Ergonomic weight distribution thanks to carrying system with hip belt and the centre of gravity of the AR L backpack battery, located close to the body. AR L backpack battery not included in scope of delivery. Mounting point for the STIHL 2 A Smart Connector on the power tool housing. For more information on features and technical details, see page 302.



26 N
Blowing power^①

86 m/s
Air speed

MAX. 94 dB(A)
Volume^②

36 V · 7.4 kg^③



BGA 300 excluding battery and charger
 Order number **BA03 011 5900**

Recommended set
BGA 300 AR 3000 L and AL 500

① Combination of air speed and air throughput
 ② K-factor according to Dir. 2006/42/EC = 2,0 dB(A)
 ③ Weight excluding battery

④ Further comparison values for petrol-driven chainsaws are available on page 94
 ⑤ Weight excluding battery, guide bar and saw chain
 ⑥ Weight excluding battery, including guide bar and saw chain

STRONG CUTTING PERFORMANCE
 thanks to the .325" RS Pro saw chain and Light O4 guide bar

3.0 kW
 power tool output with the AP 500 S powerhouse

EASY TO USE
 thanks to intuitive operation and notification cockpit with LED display

SMART CONNECTIVITY
 digital fleet management through retrofitting with the Smart Connector 2 A

UP TO 30 m/s
 chain speed



MSA 300
 OUR MOST POWERFUL PROFESSIONAL CORDLESS CHAINSAW

The first cordless chainsaw for professional applications. High performance and with three available operating modes to enable optimum work across a huge range of applications such as felling, pruning, and cutting to length. STIHL .325" RS Pro saw chain and Light O4 guide bar for especially strong cutting performance. Highly ergonomic in use even during longer periods of work, thanks to a narrow, nimble design, optimal balance and the STIHL anti-vibration system. Easy, convenient handling thanks to intuitive operation and notification cockpit with LED display and control handle with potentiometer function for infinitely variable speed control. Integrated cooling air filter, captive nut on the sprocket cover. Fitted as standard with an oil sensor and LED display for active notification when the oil level is low. Mounting point for the STIHL Smart Connector 2 A on the power tool housing. For more information on features and technical details, see page 96.

Note: You can only use all the functionalities of the MSA 300 with the STIHL AP 500 S battery. When used with other STIHL batteries the effectiveness of all functions cannot be guaranteed, nor the maximum possible sawing performance.



36 V · 3.0 kW^④ · 4.5^⑤ / 5.4 kg^⑥

MSA 300 excluding battery and charger ^⑦	
Bar length	35 cm / 14"
Order number	MA02 200 0001
Bar length	40 cm / 16"
Order number	MA02 200 0004
Bar length	45 cm / 18"
Order number	MA02 200 0007

Recommended set
MSA 300 with AP 500 S and AL 500^⑧

Bar length	40 cm / 16"
Cut Kit 10	2 x RS Pro saw chain / 1 x Light O4 guide bar 40 cm / 16"
Order number	3003 000 9901

ALWAYS THE IDEAL OPERATING PROGRAM

For efficient use of the MSA 300, you can choose from three operating modes depending on the application:



Eco mode:
 maximum battery life for care of young stands, chain speed 20 m/s



All-round mode:
 precise control for felling and cutting to length at maximum performance, chain speed 24 m/s.



Delimiting mode:
 delimit with quick acceleration and max. chain speed of 30 m/s.


⑦ Including guide bar and saw chain
 ⑧ Explanation of symbols on page 448



HTA 135

36 V • 1.5 kW^①
6.8^② / 7.2 kg^③



 The most powerful STIHL cordless pole pruner. Quiet and low-vibration. For professional use in tree maintenance, orchards and local authorities. For professional use in tree maintenance, orchards and local authorities. For pruning trees, removing dead wood and breakage from storms, and for cutting back fruit trees. 3/8" P - PM3 saw chain, lightweight magnesium gearhead, sturdy branch hook for easy removal of loose cuttings from the tree. Particularly rigid-in-guidance professional telescopic shaft with rapid adjustment for precise biting characteristics and a precise cut. Mounting point for the STIHL Smart Connector 2 A on the power tool housing. Total length 285-405 cm. For more information on features and technical details, see page 114. **Working time with recommended AP 300 S battery is up to 45 minutes.**



HTA 135 excluding battery and charger^④
Order number LA01 200 0000

Recommended set
HTA 135 with AP 300 S and AL 500

RELATED KOMBITOOLS:



HL-KM 145°
LONG-REACH HEDGE TRIMMER

RG-KM
ROTARY CUTTING HEAD

HLA 135

36 V • 5.6 kg^⑤



The most powerful cordless long-reach hedge trimmer in the STIHL range for professional use in noise-sensitive areas. For cutting shrubs and bushes as well as plants near the ground, and the whole spectrum from trimming to pruning. The cutter bar can be adjusted through 145° without the use of tools for head-height, side, and ground-level cutting. Double-sided double-edged cutting blade for a clean cutting pattern. Intuitive control handle with an LED display. Mounting point for the STIHL Smart Connector 2 A on the power tool housing. Total length 249 cm. For more information on features and technical details, see page 138. **Working time with recommended AP 200 battery is up to 64 minutes.**



HLA 135 excluding battery and charger
Order number HA04 200 0001

Recommended set
HLA 135 with AP 200 and AL 500

ACCESSORIES:
PROTECTIVE FOOT



See page 55



KMA 135 R

36 V • 3.4 kg^⑥



Robust and powerful cordless KombiEngine with an AP battery slot inside the power tool. For working in noise-sensitive environments. Versatile thanks to the wide range of STIHL KombiTools available. Single-handed multi-function handle with speed control and LED display, loop handle with barrier bar, air filter for a long service life. Mounting point for the STIHL Smart Connector 2 A on the power tool housing. The KMA 135 R cannot be used with the FSB-KM brushcutter. For more information on features and technical details, see page 148.

KMA 135 R excluding battery and charger
Order number FA02 011 6800


Recommended set
KMA 135 R with AP 300 S and AL 500

FSA 135 R

36 V • 4.3 kg^⑦



Robust and powerful cordless brushcutter with an AP battery slot in the power tool. For mowing grass and scrub in noise sensitive settings. Max. cutting circle diameter 420 mm with AutoCut C 26-2 head. Ergonomic control handle with three level speed pre-selection and LED display as well as infinitely variable speed control, loop handle, single shoulder harness, universal guard, air filter for long service life. Versatile use due to wide range of STIHL cutting tools. Supplied with AutoCut C 26-2 mowing head. Mounting point for the STIHL Smart Connector 2 A on the power tool housing. For more information on features and technical details, see page 252. **Working time with recommended AP 300 S battery is up to 45 minutes.**



FSA 135 R excluding battery and charger
Order number FA01 200 0003

Recommended set
FSA 135 with AP 300 S and AL 500

Replacement round mowing line ● 2.4 mm / 41 m
Order number 0000 930 2339



PREPARED FOR STIHL CONNECTED

Our powerful MSA 300, BGA 300, HSA 130 R, HSA 130 T, FSA 135, FSA 135 R, KMA 135 R, HTA 135, HLA 135 and RGA 140 professional cordless power tools include a designated position in their housing for the Smart Connector 2 A. Once installed and linked with STIHL connected, the Smart Connector 2 A collects relevant operating and power tool data and transmits it to the STIHL connected App or the STIHL connected Hub and from there to the STIHL Cloud. The data is then available for analysis and further use in the STIHL connected App and in the STIHL connected Portal. In addition, with the touch of a button you can view notifications concerning the respective power tool, e.g. about maintenance that is due, on an LED display on the Smart Connector 2 A.


① Ear protection must be worn when using the BG-KM blower
② Weight excluding battery, cutting tool and guard
③ Weight excluding battery, including blade and guard

FSA 135

36 V • 4.9 kg^⑧



Robust and powerful cordless brushcutter with an AP battery slot in the power tool. For mowing grass and scrub in noise sensitive settings. Cutting circle diameter 260 mm with grass-cutting blade. Ergonomic control handle with three-level speed pre-selection and LED display as well as infinitely variable speed control, ergonomic bike handle, double shoulder harness, universal deflector, air filter for long service life. Versatile use due to wide range of STIHL cutting tools. Supplied with GrassCut 260-2 blade. Mounting point for the STIHL Smart Connector 2 A on the power tool housing. For more information on features and technical details, see page 252. **Working time with recommended AP 300 S battery is up to 100 minutes.**




FSA 135 excluding battery and charger
Order number FA01 200 0001

Recommended set
FSA 135 with AP 300 S and AL 500

RGA 140

36 V • 6.4 kg^⑨



 Powerful cordless brushcutter with reciprocating cutting blades for low-spin removal of weeds and grass from a range of surfaces such as gravel, asphalt and paved areas. AP battery slot in the power tool, ergonomic control handle with three speed levels, infinitely variable speed control, ergonomic bike handle, double shoulder harness and air filter for long service life. The robust cutting blades can be sharpened and periodically rotated for even wear. Mounting point for the STIHL Smart Connector 2 A on the power tool housing. For more information on features and technical details, see page 252. **Working time with recommended AP 300 S battery is up to 100 minutes.**



RGA 140 excluding battery and charger
Order number FA02 200 0006

Recommended set
RGA 140 with AP 300 S and AL 500

④ Further comparison values for petrol-driven pole pruners are available on page 98
⑤ Weight excluding battery, guide bar and saw chain, including protective foot
⑥ Weight excluding battery, including guide bar, saw chain and protective foot

⑦ Including guide bar, saw chain and protective foot
⑧ Weight excluding battery
⑨ Explanation of symbols on page 448
⑩ Explanation of quality marks on page 459



AP AND AR L BATTERIES

POWERHOUSES FOR ANY CHALLENGE

POWERFUL BATTERY FOR PROFESSIONALS

The AP 500 S is not only the most powerful AP battery from STIHL, but also features power laminate technology which means it has double the number of charging cycles of a typical STIHL AP system battery with cylindrical cells. With approximately 253 charging cycles per year (253 working days, excluding weekends and bank holidays in UK) the battery will last close to 10 years without the typical capacity loss of the battery cells.

It has an integrated Bluetooth® interface for STIHL connected, so just like our AR L backpack batteries, it can be linked to the STIHL connected system and managed like a power tool.

This allows you to see the charge status via the STIHL connected App and monitor its daily usage



CHARGING ON THE GO

The new PS 3000 portable power station can fully re-charge up to 5 AP 500 S batteries.



AP BATTERIES

- ✓ POWERFUL LITHIUM-ION BATTERIES
- ✓ LOW WEIGHT
- ✓ CAN BE USED IN THE RAIN
- ✓ CHARGE STATUS DISPLAY VIA 4 GREEN LED LIGHTS
- ✓ EASY INTEGRATION INTO STIHL CONNECTED VIA BLUETOOTH® INTERFACE ON THE AP 300 S AND AP 500 S



FOR MORE INFORMATION ON EFFICIENT ENERGY MANAGEMENT WITH STIHL CONNECTED AND OUR INNOVATIVE CHARGING SOLUTIONS

SEE FROM **PAGE 60**



AP 500 S



AP 200 **AP 300** **AP 300 S**

Suitable for all power tools with a battery slot and for cordless power tools with socket in conjunction with the AP holster including connecting cable, the battery belt with harness or the AP carrying system.

AP 200 187 Wh battery power^①, 1.3 kg
Order number **4850 400 6560**

AP 300 227 Wh battery power^①, 1.8 kg
Order number **4850 400 6570**

With Bluetooth® interface for integration into STIHL connected

NEW ^② **AP 300 S** 281 Wh battery power^①, 1.8 kg
Order number **4850 400 6585**

AP 500 S 337 Wh battery power^①, 2.0 kg
Order number **EA01 400 6500**



AR L BATTERIES

- ✓ ROBUST LITHIUM-ION BATTERIES WITH A VERY HIGH POWER CAPACITY FOR LONG RUNNING TIMES.
- ✓ EASILY INTEGRATED INTO STIHL CONNECTED VIA INTEGRATED BLUETOOTH® INTERFACE
- ✓ CHARGE-LEVEL INDICATOR VIA 6 GREEN LED LIGHTS
- ✓ CAN BE USED IN THE RAIN
- ✓ COMFORTABLE CARRYING SYSTEM AS AN ACCESSORY

Can be contacted directly with BGA 300 and RMA 765 V. Also suitable for cordless power tools with socket in conjunction with the AR L carrying system and the AR L connecting cable as well as for power tools with a battery slot in conjunction with the AP Adapter.

AR 2000 L excluding connecting cable AR L, adapter and carrying system AR L, 1.015 Wh battery power^①, 7.4 kg^③
Order number **4871 400 6510**

Set AR 2000 L including connecting cable AR L and AP adapter (excluding carrying system AR L), 1.015 Wh battery power^①
Order number **4871 200 0000**

AR 3000 L excluding connecting cable AR L, adapter and carrying system AR L, 1.520 Wh battery power^①, 9.5 kg^③
Order number **4871 400 6520**

Set AR 3000 L including connecting cable AR L and AP adapter (excluding carrying system AR L), 1.520 Wh battery power^①
Order number **4871 200 0001**

^② Available from Spring 2023



AL 101 STANDARD CHARGER

230 V. Compatible with STIHL AK and AP batteries. With charge-level indicator (LED). Cable tie with Velcro tape. Wall-mounting possible.

Order number **4850 430 2524**



AL QUICK CHARGERS

230 V. For shorter charging times for STIHL AK, AP and AR L batteries. Device for wall attachment and cable winding in the casing base. With operating mode indicator via LED and active battery cooling.

NEW AL 301
Order number **EA09 430 5504**

AL 500
Order number **4850 430 5704**



AL 301-4 MULTIPLE BATTERY CHARGER

230 V. Multiple battery charger for charging of up to 4 AP batteries or AR L batteries with an AR L connecting cable and AP adapter. AL 301-4 charges batteries one-by-one. Once the first battery has fully charged, the second battery begins charging and so on. Cannot be used with AK batteries. Can be secured either to the wall or on a shelf, or permanently installed in a vehicle. Energy supply via an external feed. With operating mode indicator via LED and active battery cooling. AR L connecting cable and AP adapter for charging AR L backpack batteries not included in the scope of delivery. For charging times see table on page 58.

Order number **EA04 430 5504**

[!] Only while stocks last!

^① Power capacity according to the specifications of the cell manufacturer.
The actual power capacity available during operation is lower, to increase service life
^② Weight excluding carrying system
^③ Explanation of symbols on page 448



FOR THE AP SYSTEM TOOLS THAT RECOMMEND AN AR L BATTERY

AR 2000 L SET

Order number 4871 200 0000

OR

AR 3000 L SET

Order number 4871 200 0001

AR L

CARRYING SYSTEM

Order number 4871 490 0400

AR 2000 L

BACKPACK BATTERY SET

OR

AR 3000 L

BACKPACK BATTERY SET



AR L CARRYING SYSTEM

Carrying system for AR 2000 L and AR 3000 L. With 3-setting length adjustable shoulder straps for individual size adjustment, and flexible hip belt for ergonomic working. Power is transferred to the tool via the connecting cable (not included) or for tools with a battery slot, an AP adapter (not included). Cannot be used with ADA 700.



Order number 4871 490 0400

AP CARRYING SYSTEM

Convenient, lightweight carrying system for up to two AP batteries. Can be used in combination with an AP holster with a connecting cable - as an alternative to AR L backpack batteries. Suitable for tools with a socket and tools with a battery slot.



Order number 4850 490 0400

AR L BATTERY CONNECTING CABLE

For power supply when charging AR L batteries and when operating battery-powered tools. Cable length 180 cm.



Order number 4871 440 2000

AP HOLSTER WITH CONNECTING CABLE

Makes it possible to transfer energy between a STIHL AP battery and a tool with a socket. Can be combined with the carrying system and the battery belt with harness. With integrated electronics for overload switching with acoustic signals. Cable length 120 cm.



Order number 4850 440 5101



BATTERY BELT WITH HARNESS

Sturdy and ergonomically shaped belt with comfortable harness for weight distribution across hips and shoulders. Reduced total weight in the hand, as the battery in the AP holster with connecting cable is worn on the belt. Power is supplied by combining with additional accessories, such as the AP holster with connecting cable for tools with a socket, and additionally with an AP adapter for tools with a battery slot. Not suitable for use with the BGA 200 comfort carrying system.

Order number 4850 490 0500

ACCESSORIES: BAG FOR BATTERY BELT

Can be used to easily carry another AP battery or accessories such as safety glasses, gloves or resin remover spray. Attaches to the battery belt, AR backpack battery or AR L carrying system.



Order number 4850 491 0101

ACCESSORIES: AP ADAPTER

For power transfer between a STIHL AP battery, in combination with an AP holster and connecting cable, or with a STIHL AR L battery and a power tool with a battery slot, and for charging in combination with AL 301, AL 500, or AL 301-4.



Order number 4850 440 0505

ACCESSORIES: WEIGHT KITS FOR AP ADAPTER

To be attached to the AP adapter to improve the tool balance, e.g. for FSA 90, approx. 500 g.



Order number 4850 007 1001



COMFORT CARRYING SYSTEM

The comfort carrying system enables the BGA 200 to be used in different ways - either hand-held or hooked into a slot on the side of the user's body. These two modes can be switched between easily and incredibly rapidly, making your work so much easier - particularly during longer periods of use. The comfort carrying system can only be used in combination with a carrying system for AR L backpack batteries. It cannot be used with the battery belt or the AP carrying system. AR L batteries and the carrying system for AR L batteries are not included in the scope of delivery.

For BGA 200

Order number BA01 490 0400

HIP BELT WITH HOLSTER

Makes it easier to carry the SGA 85 cordless sprayer when full. During breaks at work, the lance of the SGA 85 can be secured in the holster of the hip belt.



For SGA 85

Order number 4854 710 9100

SUPPORT CUSHION SET

Support cushion with belt adapter for securing the support cushion to the battery belt with harness on the AP carrying system or the AR L carrying system.



For BGA 100, KMA 130 R, KMA 135 R, FSA 130, FSA 130 R, FSA 135, FSA 135 R and RGA 140

Order number 0000 007 1045

PROTECTIVE FEET

For protecting the power tool and battery from direct contact with the ground.



For HTA 66, HTA 86, HLA 66 and HLA 86

Order number 4857 007 1001

For protecting the power tool and battery from direct contact with the ground. Included with the HTA 135 as standard.



For HLA 135, HTA 135 and KMA 135 R

Order number LA01 007 1002

NEW – AVAILABLE FROM SPRING 2023
BATTERY BOX (SYSTAINER³ SYSTEM)

For safe storage and easy, compact transport of batteries, chargers and other accessories. Compatible with Systainer systems. Systainer³ system boxes are stackable. T-Loc makes it possible to access a single box within a stack.



Battery box M

Battery box S (similar to figure)
 With trays for four AP batteries or two AP batteries and one AL charger.
 W 39.6 x L 29.6 x H 13 cm
 Order number **0000 882 9703**

Battery box M
 With trays for six AP batteries and one AL charger.
 W 39.6 x L 29.6 x H 23 cm
 Order number **0000 882 9704**

Battery box L (similar to figure)
 With base cushion, e.g. for one AR L battery and a carrying system or for AP batteries.
 W 39.6 x L 29.6 x H 43 cm
 Order number **0000 882 9705**

ONLY WHILE STOCKS LAST!
BATTERY BOX (L-BOXX SYSTEM)

For safe storage and easy, compact transport of batteries, chargers and other accessories. Compatible with the Sortimo L-BOXX and Sortimo Globelyst in-vehicle systems. L-BOXX system boxes are stackable and clip into each other.



Battery box M

Battery box S (similar to figure)
 With trays for four AP batteries or two AP batteries and one AL charger.
 W 45 x L 37.4 x H 17 cm
 Order number **0000 882 9700**

Battery box M
 With anti-slip mat, e.g. for AP or AR L batteries and charger AL as well as further accessories
 W 45 x L 37.4 x H 27 cm
 Order number **0000 882 9701**

Battery box L (similar to figure)
 With anti-slip mat, e.g. for AP or AR L batteries and charger AL as well as further accessories
 W 45 x L 37.4 x H 37 cm
 Order number **0000 882 9702**

BATTERY CARRY BAG

Easy-to-carry, lightweight, hard-wearing bag for clean storage of STIHL cordless tools accessories, e.g. for a battery with a charger.



Order number **0000 881 0520**

CARRY BAG

Perfect for transporting and storing the tool together with the FS-KM or HL-KM KombiTools.
Suitable for KMA 130 R, KMA 135 R, HSA 50, HSA 60, HSA 100, HLA 56, BGA 86, BGA 100 and all KombiEngines with a loop handle.



Order number **0000 881 0507**

BATTERY CARRIER

For safely transporting up to six AP batteries. AP batteries not included in the scope of delivery.



Order number **4850 490 0600**

DOUBLE BATTERY SLOT ADAPTER

Double battery slot adapter for use of two AP batteries. AP batteries not included in the scope of delivery.



ADA 700 for RMA 765 V
 Order number **6909 400 9401**

PLUG COVER

For battery-powered tools with a socket. Protects against dust and dirt during longer periods of storage.



For HSA 130 R/T, KMA 130, FSA 130, BGA 100 and BGA 200
 Order number **4850 432 2301**

COVER FOR AP SYSTEM BATTERY SLOT

For covering the battery slot on battery-powered tools in the STIHL AP System. Protects against dust and dirt during longer periods of storage.



Order number **4850 602 0900**

POWER TOOLS WITH A SOCKET
ENERGY SUPPLY AND CARRYING SYSTEMS



BATTERY POWER SUPPLY

<p>AP 200 AP 300 NEW AP 300 S AP 500 S</p>	<p>AR 2000 L AR 3000 L</p>	<p>For charging the battery</p> <p>AR 2000 L AR 3000 L</p>
<p>AP holster with connecting cable</p>	<p>Connecting cable for AR L batteries</p>	<p>Connecting cable for AR L batteries</p>
		<p>Adapter AP</p>

CARRYING SYSTEMS



ATTACHMENT OPTIONS



! Only while stocks last!
 © Available from Spring 2023
 © The comfort carrying system for BGA 200 can only be used with AR L carrying system. Its not combinable with the battery belt with harness or AP carrying system.





BATTERY POWER ^① (Wh)	187	227	281	337	1,015	1,520
CAPACITY BATTERY CHARGING TIMES: 80%/100% (min)						
AL 101	150/200	190/250	230/300	280/355	-	-
AL 301	NEW 40/55	50/75	55/80	70/90	220/290	330/430
AL 301-4	40/55	50/75	55/80	70/90	220/290	330/430
AL 500	30/45	25/30	30/45	40/55	110/150	170/220
WORKING TIME PER BATTERY CHARGE^② (up to ... min)						
MSA 160 C-B	NEW 42	50	62	74	195	300
MSA 200 C-B	NEW 35	40	50	60	175	260
MSA 220 C-B	NEW 32	37	40	48	220	310
MSA 300	-	-	-	20 - 44 ^④	-	-
MSA 161 T	42	50	62	74	195	300
MSA 220 T / MSA 220 TC-O	16	25	29	34	109	174
HSA 66 !	144	180	223	268 ^⑤	715	1,040
HSA 86 !	144	180	223	268 ^⑤	715	1,040
HSA 100	NEW 150	180	225	270	730	1,100
HSA 130 R / HSA 130 T	108 - 84 ^⑥	135 - 105 ^⑥	167 - 130 ^⑥	200 - 155 ^⑥	690 - 565 ^⑥	985 - 800 ^⑥
FSA 86 R with nylon mowing head / with PolyCut	35 / 60	42 / 70	52 / 85	62 / 102	185 / 300	280 / 450
FSA 90 R with nylon mowing head	24	30	37	44	130	195
FSA 90 with grass-cutting blade	36	45	56	67	195	290
FSA 135 R with nylon mowing head	28 - 17 ^⑦	36 - 19 ^⑦	45 - 25 ^⑦	54 - 30 ^⑦	160 - 90 ^⑦	220 - 130 ^⑦
FSA 130 ! / FSA 135 with grass-cutting blade	50 - 30 ^⑦	70 - 40 ^⑦	100 - 50 ^{⑦⑧}	120 - 60 ^⑦	310 - 160 ^{⑦⑧}	430 - 240 ^⑦
RGA 140	50 - 30 ^⑦	70 - 40 ^⑦	100 - 50 ^⑦	120 - 60 ^⑦	310 - 160 ^⑦	430 - 240 ^⑦
BGA 86	17	21	26	31	90	140
BGA 100	66 - 12 ^⑨	83 - 16 ^⑨	103 - 20 ^⑨	123 - 24 ^⑨	320 - 65 ^⑨	510 - 95 ^⑨
BGA 200	49 - 7 ^⑨	78 - 12 ^⑨	95 - 14 ^⑨	114 - 17 ^⑨	315 - 53 ^⑨	500 - 85 ^⑨
BGA 300	NEW -	-	-	-	97 - 48 ^⑨	140 - 61 ^⑨
HTA 66	42	55	68	82	195	300
HTA 86	42	55	68	82	195	300
HTA 135	22	35	45	54	160	240
HLA 66	144	180	223	268	715	1,040
HLA 86	144	180	223	268	715	1,040
HLA 135	64	77	95	114	345	520
SGA 85	1,000	-	-	-	-	-
KMA 130 R ! / KMA 135 R with FS-KM, nylon mowing head ^⑩	28 - 14 ^⑦	36 - 17 ^⑦	45 - 22 ^{⑦⑧}	54 - 26 ^⑦	160 - 80 ^{⑦⑧}	200 - 115 ^⑦
KMA 130 R ! / KMA 135 R with FS-KM, grass-cutting blade ^⑩	50 - 30 ^⑦	70 - 40 ^⑦	100 - 50 ^{⑦⑧}	120 - 60 ^⑦	310 - 160 ^{⑦⑧}	430 - 240 ^⑦
TSA 230	14	18	22	26	80	125
KGA 770	168	210	260	312	-	-
RANGE PER BATTERY CHARGE^② (up to ... m²)						
RMA 253	250	300	370	450	-	-
RMA 443 C	360	440	540	650	-	-
RMA 443 VC	420	510	620	740	-	-
RMA 448 VC	330	400	500	600	-	-
RMA 765 V	-	330 ^⑪	400 ^⑪	480 ^⑪	2,050	3,100
RMA 2 RV	420	510	630	760	-	-

■ Recommended battery
■ Reduced tool performance
- Not recommended

! Only while stocks last!

^① Power capacity according to the specifications of the cell manufacturer. The actual power capacity available during operation is lower, to increase service life
^② The battery working times and area specifications for each battery charge are estimates and may vary depending on how the tool is used and what is being cut

^③ Working times in combination with other KombiTools are available on page 145
^④ Only recommended when using the AP holster
^⑤ Level 1 - level 3 / 4
^⑥ Level 1 - level 3 / boost

^⑦ Recommended battery for FSA 135
^⑧ Recommended battery for FSA 130
^⑨ Recommended battery for KMA 135 R
^⑩ Recommended battery for KMA 130 R

^⑪ Working time per battery charge varies depending on the selected operating mode
^⑫ Available from Spring 2023
^⑬ Range indicated from a single fully charged battery in ADA 700



MANAGE YOUR WORKING DAY MORE EFFICIENTLY WITH STIHL CONNECTED



With STIHL connected, we have created a digital solution that will enable you organise your tools in a smart, efficient manner. Whether you run a small business or manage a large fleet of tools - with STIHL connected, you can save yourself time and stress every day thanks to the optimal interaction of the system components and applications.

CONNECT YOUR TOOLS

The starting point for STIHL connected is making sure all of your tools are connected. You can either use the Smart Connector or the Smart Connector 2 A, designed for selected STIHL professional cordless power tools. Once you've attached the connector, it'll collect relevant operating data and transmit it to the STIHL connected app via Bluetooth®.



BATTERIES WITH INTEGRATED CONNECTIVITY

The backpack AR L batteries as well as the new AP 300 S and AP 500 S can be integrated and managed in STIHL connected in the same way as a power tool, thanks to their Bluetooth® interface.

STIHL CONNECTED APP

With the STIHL connected App, you can maintain an overview of your tools on-the-go at all times. The app also transmits data about your connected tools and batteries to the STIHL cloud.



For more information on STIHL Smart Connectors and the STIHL Smart Connector 2 A GO TO **PAGE 351**




STIHL CLOUD

The STIHL cloud is a central STIHL connected storage location and allows you to access your tool information from anywhere. The incoming tool data is subject to strict data protection regulations, and is treated confidentially and stored securely.

STIHL CONNECTED PORTAL

All tool and operating data stored is then available to you in the STIHL connected Portal, ready for your evaluation, detailed analysis and to assist the efficient planning of your activities.



DIGITAL FLEET MANAGEMENT WITH STIHL CONNECTED

EVERYTHING AT A GLANCE WHILE YOU'RE ON THE GO WITH THE STIHL CONNECTED APP

MAINTAIN AN OVERVIEW

Maintain a full overview of your power tools when on the move and also access detailed information such as daily operational time or the total runtime for each tool.

TRACK TOOL LOCATIONS

You can even check the last known locations of your tools and always know which tools are nearby thanks to the practical Near-by function. This function enables you to quickly see if a power tool is missing after an off-site job.



NOTHING IMPORTANT IS FORGOTTEN

You'll be informed of any upcoming maintenance becoming due, and can make appointments directly with your STIHL dealer via the app.

REDUCE DOWNTIME

The app offers full transparency about the operability of your tools.

MOVE AWAY FROM INEFFICIENT PAPER SYSTEMS

You can add images and notes, e.g. relating to a maintenance notification, directly in the app.


DATA-BASED PLANNING AND ORGANISATION WITH THE STIHL CONNECTED PORTAL

EFFICIENT DEPLOYMENT PLANNING

Easy evaluation of runtimes and operability means you benefit from full clarity when planning your activities.

OPTIMISED FLEET SIZE

Thanks to the information available, you can plan the utilisation of all your power tools based on actual facts, thereby optimising your fleet size.



TEAM MANAGEMENT

You can organise your employees and tools into teams and centrally manage their roles and rights in the Portal.

IMPROVED TOOL UTILISATION

Based on the speed information available, you can analyse the utilisation of your tools which are connected to a Smart Connector 2 A and take targeted measures, for example extending the battery life.

EFFICIENT ENERGY MANAGEMENT WITH STIHL CONNECTED

TRACKING

In addition to the last known geolocation of a battery, you can also use the practical Near-by function in the STIHL connected App to check which batteries are within Bluetooth® range, ensuring that you never leave a battery behind at a job site again.



ANALYSIS

The recording of operational runtime enables you to view and analyse the operating hours for each battery in the STIHL connected App or the STIHL connected Portal.

TEAM ALLOCATION

You can also assign batteries to specific work teams for efficient planning of activities.

IDENTIFICATION

For easy pairing, batteries can transmit their serial number to the STIHL connected App.

AVAILABLE DATA IN DETAIL



DATA AVAILABLE		NEW AP 300 S	AP 500 S	AR 2000 L	AR 3000 L
ANALYSIS					
ENERGY CONSUMPTION	Indicates how much energy the battery has already consumed	✓	✗	✗	✗
RUNTIME PER DAY	Indicates how many hours a battery has been operational for on a specific day.	✓	✓	✓	✓
TRACKING AND IDENTIFICATION					
LAST KNOWN GEOLOCATION	The geolocation of a battery can be transmitted to STIHL connected via the STIHL connected app	✓	✓	✓	✓
NEAR-BY FUNCTION	The Near-by function shows all batteries within Bluetooth® range in the STIHL connected app.	✓	✓	✓	✓
LED IDENTIFICATION	The LED display of the battery can be activated via STIHL connected so it flashes to identify the battery.	✓	✗	✗	✗
CUSTOMISATION					
TEAM ALLOCATION	Batteries can be allocated to specific work teams.	✓	✓	✓	✓
BATTERY STATUS DATA					
CHARGING CYCLES	Shows how often a battery has already been charged.	✓	✓	✗	✗
CHARGING STATE	Shows the remaining charge level of a battery.	✓	✗	✗	✗
HEALTH STATUS	Shows how much of the original energy capacity can still be used.	✓	✓	✗	✗

Ⓜ Available from Spring 2023



INNOVATIVE CHARGING SOLUTIONS

IN THE WORKSHOP OR ON THE MOVE -
MAKE SURE YOU'RE ALWAYS FULLY CHARGED



NEW - COMING SOON PS 3000 PORTABLE POWER STATION

STIHL's first portable power station lets you use electric tools such as a pressure washer, or charge your STIHL batteries whilst you're off the grid.

- ✔ Maximum mobility and flexibility
- ✔ Virtually silent
- ✔ Emissions-free
- ✔ Dustproof and splashproof in accordance with IP 54
- ✔ Compact, lightweight design
- ✔ For a wide range of applications

Order number **GA02 011 8004**



➔ Further information about the PS 3000 portable power station is available **page 47**.



AP 200



AP 300



NEW[Ⓢ]
AP 300 S C



AP 500 S C



AR 2000 L C



AR 3000 L C



BATTERY POWER [Ⓢ] (Wh)	187	227	281	337	1,015	1,520
CAPACITY BATTERY CHARGING TIMES: 80%/100% (min)						
AL 101	150/200	190/250	230/300	280/355	-	-
AL 301 NEW	40/55	50/75	55/80	70/90	220/290	330/430
AL 301-4	40/55	50/75	55/80	70/90	220/290	330/430
AL 500	30/45	25/30	30/45	40/55	110/150	170/220



AL 301-4 MULTIPLE BATTERY CHARGER

Our multiple battery charger means you can charge up to four STIHL AP batteries one-by-one. When the first battery has fully charged, the second battery will begin charging and so on.

- ✔ Easily secures to the wall of your workshop or integrated permanently into your work vehicle
- ✔ Displays the individual charging status at the touch of a button
- ✔ Can also be used for backpack AR L batteries (AP adapter and AR L connecting cable required)
- ✔ Charger can be mounted side-by-side or kept loose

Order number **EA04 430 5504**



➔ You can find further information about the AL 301-4 multiple battery charger on **page 53**.



① Power capacity according to the specifications of the cell manufacturer. The actual power capacity available during operation is lower, to increase service life
② Available from Spring 2023





SAWING AND CUTTING



CHAINSAWS



POLE PRUNERS



CUTTING ATTACHMENTS



HEDGE TRIMMERS



LONG-REACH
HEDGE TRIMMERS



KOMBISYSTEM



MULTISYSTEM



CONCRETE CUTTERS



CUT-OFF MACHINES



2023 PRICING

For up to date pricing, download the STIHL app from Google Play or the App Store or visit www.stihl.co.uk





POWERFUL CHAINSAWS TO MASTER EVERY TASK.

Chainsaws for domestic users	71	Electric chainsaws	87
Chainsaws for land owners, agriculture and horticulture	74	Accessories and parts for chainsaws	88
Chainsaws for forestry work	76	Pole pruners, accessories and parts	90
Chainsaw with carbide saw chains	82	Saw chains	103
Arborist chainsaws	83	Guide bars	110
Emergency services saws	86	Tools for maintaining cutting attachments	116

CHAINSAWS IN DETAIL



TECHNOLOGY

- 01 AIR FILTER SYSTEM WITH AIR ROUTING**
Compared with conventional air filter systems, the service life of the filter is significantly increased.
- 02 HD2 FILTER**
This air filter keeps even the finest dust away from the engine, ensuring a particularly long service life. Thanks to its special material, the filter can easily be washed clean, using STIHL VarioClean and warm water, for example.
- 03 STIHL M-TRONIC**
 For a cold start, the STIHL M-Tronic only needs one start position on the master control lever. After starting, you can immediately power up to full speed. The amount of fuel required is precisely calculated by the system and supplied as needed. For hot starting position 1 is used.
- 04 CONTROLLED-DELIVERY OIL PUMP**
The controlled-delivery oil pump allows the user to select just the right amount of oil for the job at hand.
- 05 STIHL INJECTION**
 Electronically controlled fuel injection for the best power-to weight ratio, compact design, and optimum engine performance. Operation is easier than ever. The combi-lever has been completely removed - just press "Stop" to switch the tool off.

CONVENIENCE

- 06 DECOMPRESSION VALVE**
Reduces the starting power needed, making it easier to start the chainsaw.
- 07 STIHL ELASTOSTART**
This special shock absorber grip with damper ensures jerk-free starting without load peaks.
- 08 TOOL-FREE FUEL CAP**
Special caps to open and close the tank cap quickly, easily and without tools.
- 09 STIHL ERGOSTART**
A spring between the starter cord reel and crankshaft relieves the strain when starting, meaning that excessive pulling on the cord is no longer needed. The result is a convenient starting procedure with practically no effort.
- 10 STIHL QUICK CHAIN TENSIONING**
With STIHL Quick Chain Tensioning, it's easy to adjust the saw chain without the need for a tool - just release the sprocket cover and turn the adjusting wheel to set the optimum tension.


Please note that not all products include the features presented here. Only the most important features are described on this page. For further explanations and information, see from page 448 or online at stihl.co.uk.

B = STIHL Quick Chain Tensioning
C = Comfort version

© Exterior design of guide bars are subject to change throughout 2023

CHAINSAWS FOR DOMESTIC USERS

- For domestic users and carpentry
- Excellent for cutting firewood
- For garden maintenance, felling small trees and building with wood

 For up to date pricing, please download the STIHL app or visit www.stihl.co.uk



WHILE STOCKS LAST!
MSA 120 C-B
36 V • 0.85 kW[ⓐ] • 2.3[ⓑ] / 2.7[ⓒ]



Lightweight cordless chainsaw for cutting firewood and garden maintenance. Soft handle, quick and tool-free chain change process with STIHL Quick Chain Tensioning, QuickStop Super chain brake, oil tank with transparent viewing window, high cutting performance and low vibration with a slim 1/4" P - PM3 saw chain. **Working time with recommended AK 20 battery is up to 40 minutes.**

MSA 120 C-B excluding battery and charger[ⓐ]
Bar length **30 cm / 12"**
Order number **1254 011 5870**

Set MSA 120 C-B with AK 20 and AL 101[ⓐ]
Bar length **30 cm / 12"**
Order number **1254 011 5883**

MSA 120 C-B with 2 x AK 20 and AL 101[ⓐ]
Bar length **30 cm / 12"**
Order number **1254 200 0022**

Cut Kit 6 **2 x PM3 saw chain / 1 x Rollomatic E Mini guide bar 30 cm/12"**
Order number **3005 000 9904**

WHILE STOCKS LAST!
MSA 140 C-B[ⓐ]

36 V • 1.1 kW[ⓐ] • 2.2[ⓑ] / 2.7[ⓒ]



All the features of the MSA 120 C-B plus 25% improved cutting performance. **Working time with recommended AK 30 battery is up to 45 minutes.**

MSA 140 C-B excluding battery and charger[ⓐ]
Bar length **30 cm / 12"**
Order number **1254 011 5840**

Set MSA 140 C-B with AK 30 and AL 101[ⓐ]
Bar length **30 cm / 12"**
Order number **1254 011 5853**

MSA 140 C-B with 2 x AK 30 and AL 101[ⓐ]
Bar length **30 cm / 12"**
Order number **1254 200 0014**

Cut Kit 6 **2 x PM3 saw chain / 1 x Rollomatic E Mini guide bar 30 cm/12"**
Order number **3005 000 9904**

ⓐ Further comparison values for petrol-driven chainsaws are available on page 94
ⓑ Weight excluding battery, guide bar and saw chain
ⓒ Weight excluding battery, including guide bar and saw chain
ⓓ Including guide bar and saw chain



NEW - AVAILABLE FROM SPRING 2023
MSA 60 C-B
36 V • 0.9 kW[ⓐ] • 2.5[ⓑ] / 2.9 kg[ⓒ]



Lightweight cordless chainsaw for cutting firewood and garden maintenance. Optimally balanced design. Soft handle with new Ergo lever for extra comfort during use, potentiometer, quick and tool-free chain change process with STIHL Quick Chain Tensioning, QuickStop Super chain brake, oil tank with transparent viewing window, high cutting performance and low vibration with a slim 1/4" P - PM3 saw chain. **Working time with recommended AK 20 battery is up to 40 minutes.**

MSA 60 C-B excluding battery and charger[ⓐ]
Bar length **30 cm / 12"**
Order number **MA04 011 5800**

Set MSA 60 C-B with AK 20 and AL 101[ⓐ]
Bar length **30 cm / 12"**
Order number **MA04 011 5809**

Set MSA 60 C-B with 2 x AK 20 and AL 101[ⓐ]
Bar length **30 cm / 12"**
Order number **MA04 200 0000**

Cut Kit 6 **2 x PM3 saw chain / 1 x Rollomatic E Mini guide bar 30 cm/12"**
Order number **3005 000 9904**

NEW - AVAILABLE FROM SPRING 2023
MSA 70 C-B[ⓐ]

36 V • 1.1 kW[ⓐ] • 2.5[ⓑ] / 2.9 kg[ⓒ]



All the features of the MSA 60 plus 25% improved cutting performance. **Working time with recommended AK 30 battery is up to 45 minutes.**

MSA 70 C-B excluding battery and charger[ⓐ]
Bar length **30 cm / 12"**
Order number **MA04 011 5816**

Set MSA 70 C-B with AK 30 and AL 101[ⓐ]
Bar length **30 cm / 12"**
Order number **MA04 011 5825**

Set MSA 70 C-B with 2x AK 30 and AL 101[ⓐ]
Bar length **30 cm / 12"**
Order number **MA04 200 0001**

Cut Kit 6 **2 x PM3 saw chain / 1 x Rollomatic E Mini guide bar 30 cm/12"**
Order number **3005 000 9904**

ⓐ Explanation of symbols on page 448
ⓑ Product not pictured, design is similar to the MSA 120
ⓒ Product not pictured, design is similar to the MSA 70

A set is a single box including the tool, battery and charger.



**MS 170****30.1 cm³ • 1.2 kW / 1.6 hp • 4.1 kg[Ⓞ]**

Suitable for cutting firewood and garden maintenance. Easy to use controls, 3/8" P - PMM3 saw chain, economical STIHL 2-MIX engine.

Bar length **30 cm / 12"**
Order number **1130 200 0299**

Cut Kit 2 **2 x PMM3 saw chain / 1 x Rollomatic E Mini guide bar 30 cm/12"**
Order number **3005 000 9900**

**MS 180****31.8 cm³ • 1.4 kW / 1.9 hp • 4.1 kg[Ⓞ]**

Suitable for cutting firewood and property maintenance. More powerful model with 14" bar for cutting thicker logs and branches. Side-mounted chain tensioning, 3/8" P - PM3 saw chain, economical 2-MIX engine.

Bar length **35 cm / 14"**
Order number **1130 200 0368**

Cut Kit 4 **2 x PM3 saw chain / 1 x Rollomatic E guide bar 35 cm/14"**
Order number **3005 000 9902**

**MS 181****31.8 cm³ • 1.5 kW / 2.0 hp • 4.3 kg[Ⓞ]**

Great for cutting firewood and felling small trees. Side-mounted chain tensioning, long-life air filter system prevents the air filter from prematurely clogging, 3/8" P - PM3 saw chain, economical STIHL 2-MIX engine. Metal bumper spikes easily and precisely guide the saw into the cut.

Bar length **35 cm / 14"**
Order number **1139 200 0150**

Bar length **40 cm / 16"**
Order number **1139 200 0151**

Cut Kit 5 **2 x PM3 saw chain / 1 x Rollomatic E guide bar 40 cm/16"**
Order number **3005 000 9903**

MS 171**31.8 cm³ • 1.3 kW / 1.8 hp • 4.3 kg[Ⓞ]**

Suitable for garden maintenance and cutting firewood. Side-mounted chain tensioning, air filter system with routing prevents the air filter from prematurely clogging, 3/8" P - PMM3 saw chain, economical STIHL 2-MIX engine.

Bar length **30 cm / 12"**
Order number **1139 200 0177**

Bar length **35 cm / 14"**
Order number **1139 200 0427**

Cut Kit 2 **2 x PMM3 saw chain / 1 x Rollomatic E Mini guide bar 30 cm/12"**
Order number **3005 000 9900**

**MS 151 C-E****23.6 cm³ • 1.1 kW / 1.5 hp • 2.8 kg[Ⓞ]**

Very lightweight chainsaw, ergonomic and effortless to use. Suitable for pruning, snedding, hedge-laying and cutting smaller limbs. Reliable and easy starting thanks to the primer bulb and STIHL ErgoStart, easy to control 1/4" P - PM3 saw chain for smooth and efficient cutting performance. Featuring a 2-MIX engine for improved cutting performance. Also excellent for intricate woodwork when combined with a carving bar.

Bar length **25 cm / 10"**
Order number **1146 200 0054**

Bar length **30 cm / 12"**
Order number **1146 200 0055**

Cut Kit 6 **2 x PM3 saw chain / 1 x Rollomatic E Mini guide bar 30 cm/12"**
Order number **3005 000 9904**

**MS 181 C-BE****31.8 cm³ • 1.5 kW / 2.0 hp • 4.6 kg[Ⓞ]**

All the features of the MS 181 plus STIHL ErgoStart, Quick Chain Tensioning and primer bulb.

Bar length **35 cm / 14"**
Order number **1139 200 0153**

Bar length **40 cm / 16"**
Order number **1139 200 0154**

Cut Kit 5 **2 x PM3 saw chain / 1 x Rollomatic E guide bar 40 cm/16"**
Order number **3005 000 9903**

**MS 211****35.2 cm³ • 1.7 kW / 2.3 hp • 4.3 kg[Ⓞ]**

Suitable for cutting firewood, property maintenance and felling small trees. Side-mounted chain tensioning, fuel-efficient STIHL 2-MIX engine, switch between summer and winter mode for optimal running performance in all conditions, 3/8" P - PM3 saw chain for good cutting performance.

Bar length **35 cm / 14"**
Order number **1139 200 0247**

Bar length **40 cm / 16"**
Order number **1139 200 0248**

Cut Kit 4 **2 x PM3 saw chain / 1 x Rollomatic E guide bar 35 cm/14"**
Order number **3005 000 9902**

Cut Kit 5 **2 x PM3 saw chain / 1 x Rollomatic E guide bar 40 cm/16"**
Order number **3005 000 9903**

**MS 231****42.6 cm³ • 2.0 kW / 2.7 hp • 4.8 kg[Ⓞ]**

Great for cutting firewood, property maintenance and felling small trees. Side-mounted chain tensioning, long-life air filter system for long cleaning intervals, tool-free filler caps for safe and easy refuelling, 3/8" P - PM3 saw chain, economical STIHL 2-MIX engine.

Bar length **35 cm / 14"**
Order number **1143 200 0217**

Bar length **40 cm / 16"**
Order number **1143 200 0358**

Cut Kit 4 **2 x PM3 saw chain / 1 x Rollomatic E guide bar 35 cm/14"**
Order number **3005 000 9902**

Cut Kit 5 **2 x PM3 saw chain / 1 x Rollomatic E guide bar 40 cm/16"**
Order number **3005 000 9903**

**MS 251****45.6 cm³ • 2.2 kW / 3.0 hp • 4.8 kg[Ⓞ]**

Suitable for grounds maintenance and felling small to medium trees. Side-mounted chain tensioning, rugged and durable .325" RM saw chain, larger bar lengths available for cutting thicker tree trunks, economical STIHL 2-MIX engine.

Bar length **40 cm / 16"**
Order number **1143 200 0240**

Bar length **45 cm / 18"**
Order number **1143 200 0239**

**MS 211 C-BE****35.2 cm³ • 1.7 kW / 2.3 hp • 4.6 kg[Ⓞ]****STIHL ERGOSTART**

All the features of the MS 211 plus STIHL ErgoStart, Quick Chain Tensioning and primer bulb.

Bar length **35 cm / 14"**
Order number **1139 200 0249**

Bar length **40 cm / 16"**
Order number **1139 200 0250**

Cut Kit 4 **2 x PM3 saw chain / 1 x Rollomatic E guide bar 35 cm/14"**
Order number **3005 000 9902**

Cut Kit 5 **2 x PM3 saw chain / 1 x Rollomatic E guide bar 40 cm/16"**
Order number **3005 000 9903**

**MS 231 C-BE****42.6 cm³ • 2.0 kW / 2.7 hp • 5.1 kg[Ⓞ]****STIHL ERGOSTART**

All the features of the MS 231 plus STIHL ErgoStart, Quick Chain Tensioning and primer bulb.

Bar length **35 cm / 14"**
Order number **1143 200 0219**

Bar length **40 cm / 16"**
Order number **1143 200 0359**

Cut Kit 4 **2 x PM3 saw chain / 1 x Rollomatic E guide bar 35 cm/14"**
Order number **3005 000 9902**

Cut Kit 5 **2 x PM3 saw chain / 1 x Rollomatic E guide bar 40 cm/16"**
Order number **3005 000 9903**

**MS 251 C-BE****45.6 cm³ • 2.2 kW / 3.0 hp • 5.1 kg[Ⓞ]****STIHL ERGOSTART**

All the features of the MS 251 plus STIHL ErgoStart, Quick Chain Tensioning and primer bulb.

Bar length **40 cm / 16"**
Order number **1143 200 0247**

Bar length **45 cm / 18"**
Order number **1143 200 0248**

CHAINSAWS FOR LAND OWNERS, AGRICULTURE AND HORTICULTURE

- For land owners and large gardens
- For farmers and landscapers
- For landscape maintenance and cutting firewood and timber

For up to date pricing, please download the STIHL app or visit www.stihl.co.uk



NEW - AVAILABLE FROM SPRING 2023

MSA 160 C-B

36 V • 1.5 kW[ⓐ] • 3.1[ⓑ] / 3.5 kg[ⓐ]



Robust cordless chainsaw for versatile woodworking tasks in noise-sensitive areas. Easy and comfortable to use. 1/4" P - PM3 saw chain for excellent cutting performance and precise cutting, ergonomic control handle with potentiometer function for infinitely variable speed control, STIHL quick chain tensioning, transparent oil tank with tool-free cap.

Working time with recommended AP 300 S battery is up to 62 minutes.

MSA 160 C-B excluding battery and charger[ⓐ]

Bar length 30 cm / 12"
Order number MA03 200 0004

Recommended set

MSA 160 C-B with AP 300 S and AL 101

Cut Kit 6 2 x PM3 saw chain / 1 x Rollomatic E Mini guide bar 30 cm / 12"
Order number 3005 000 9904



NEW - AVAILABLE FROM SPRING 2023

MSA 200 C-B

36 V • 1.8 kW[ⓐ] • 3.1[ⓑ] / 3.5 kg[ⓐ]



Powerful cordless chainsaw with 20% more cutting performance than the MSA 160 C-B. Ideal for versatile woodworking tasks in noise-sensitive areas. 1/4" P - PM3 saw chain for rapid progress as you work and clean cutting, ergonomic control lever with potentiometer function for infinitely variable speed control, STIHL Quick Chain Tensioning and transparent oil tank with tool-free cap. Sturdy metal bumper spikes for precise guidance of the chainsaw on the wood. **Working time with recommended AP 300 S battery is up to 50 minutes.**

MSA 200 C-B excluding battery and charger[ⓐ]

Bar length 35 cm / 14"
Order number MA03 200 0010

Recommended set

MSA 200 C-B with AP 300 S and AL 301

Cut Kit 7 2 x PM3 saw chain / 1 x Rollomatic E Mini guide bar 35 cm / 14"
Order number 3005 000 9905

For up to date pricing, please download the STIHL app or visit www.stihl.co.uk

ⓐ Exterior design of guide bar are subject to change throughout 2023



NEW - AVAILABLE FROM SPRING 2023

MSA 220 C-B

36 V • 2.1 kW[ⓐ] • 3.1[ⓑ] / 3.6 kg[ⓐ]



Robust, powerful cordless chainsaw for felling, pruning, cutting to length or building with wood. With STIHL 3/8" P - PS3 Pro saw chain for 10% more cutting performance than 3/8" PS, optimised energy efficiency and a 10% increase in the number of cuts per battery charge. Easy, convenient operation, ergonomic control lever with potentiometer function for infinitely variable speed control, STIHL Quick Chain Tensioning and transparent oil tank with tool-free cap. Sturdy metal bumper spikes for reliable and precise guidance of the chainsaw on wood. **Working time with recommended AP 300 S battery is up to 40 minutes.**

MSA 220 C-B excluding battery and charger[ⓐ]

Bar length 35 cm / 14"
Order number MA03 200 0020

Recommended set

MSA 220 C-B with AP 300 S and AL 500



MS 271

50.2 cm³ • 2.6 kW / 3.5 hp • 5.6 kg[ⓐ]



Suitable for harvesting firewood and landscaping use. Economical STIHL 2-MIX engine, long-life air filter system, tool-free filler caps for safe and easy refuelling, fast service access thanks to one-piece engine cover. Features a Light O4 guide bar as well as the .325" - RM3 Pro saw chain for improved cutting performance.

Bar length 40 cm / 16"
Order number 1141 200 0645

Bar length 45 cm / 18"
Order number 1141 200 0660

B = STIHL Quick Chain Tensioning
C = Comfort version

ⓐ Further comparison values for petrol-driven chainsaws are available on page 94

ⓑ Weight excluding battery, guide bar and saw chain

ⓒ Weight excluding battery, including guide bar and saw chain



MS 291

55.5 cm³ • 2.8 kW / 3.8 hp • 5.6 kg[ⓐ]



Great for harvesting firewood and agricultural use. Economical STIHL 2-MIX engine long-life air filter system, tool-free filler caps for safe and easy refuelling, .325" - RM saw chain for great cutting performance.

Bar length 40 cm / 16"
Order number 1141 200 0698

Bar length 45 cm / 18"
Order number 1141 200 0336



MS 391

64.1 cm³ • 3.3 kW / 4.5 hp • 6.2 kg[ⓐ]



Excellent for felling and sawing firewood and heavier agricultural use. High torque engine for excellent cutting performance. Long-life air filter system, economical STIHL 2-MIX engine, 3/8" - RM saw chain, decompression valve for effortless starting.

Bar length 45 cm / 18"
Order number 1140 200 0731

Bar length 50 cm / 20"
Order number 1140 200 0741

ⓐ Including guide bar and saw chain

ⓑ Weight excluding fuel, guide bar and saw chain

ⓒ Explanation of symbols on page 448

ⓓ Explanation of quality marks on page 455



CHAINSAWS FOR FORESTRY WORK

- Powerful and responsive
- Designed to overcome any professional challenge
- For all forestry work: felling, delimiting and cutting to length
- High performance, low weight and superb comfort and convenience
- Many models are fitted with STIHL M-Tronic as standard

For up to date pricing, please download the STIHL app or visit www.stihl.co.uk



AP 500 S

POWERFUL BATTERY FOR PROFESSIONALS



The AP 500 S is not only the most powerful AP battery from STIHL, but also features power laminate technology which means it has double the number of charging cycles of a typical STIHL AP system battery with cylindrical cells. With approximately 253 charging cycles per year (253 working days, excluding weekends and bank holidays in UK) the battery will last close to 10 years without the typical capacity loss of the battery cells. It has an integrated Bluetooth® interface for STIHL connected, so just like our AR L backpack batteries, it can be linked to the STIHL connected system® and managed like a power tool. This allows you to see the charge status via the STIHL connected App and monitor its daily usage.

337 Wh battery power^①, 2.0 kg
Order number **EA01 400 6500**



PROFESSIONAL TIP

The MSA 300 features intuitive controls and a bright LED display. Three speed settings limit the chain speed to 20, 24 or 30 m/s, meaning the user can maximise battery life when completing less intensive tasks such as snedding or brushing. Status of the chain brake and temperature warnings are also displayed in red. Finally, the positioning of the Smart Connector 2 A allows the user to quickly press the status button and find out if any maintenance tasks are due.

MSA 300

OUR MOST POWERFUL PROFESSIONAL CORDLESS CHAINSAW



PREPARED FOR SMART CONNECTOR 2 A



36 V • 3.0 kW^① • 4.5^② / 5.4 kg^③

MSA 300 excluding battery and charger^④
Bar length 35 cm / 14"
Order number MA02 200 0001

Bar length **40 cm / 16"**
Order number **MA02 200 0004**

Bar length 45 cm / 18"
Order number MA02 200 0007

Cut Kit 10 **2 x RS Pro saw chain / 1 x Light O4 guide bar 40 cm / 16"**
Order number **3003 000 9901**

STIHL's most powerful cordless chainsaw, designed for demanding professional use. Designed to be used with the AP 500 S battery. Three available operating modes enable optimum battery efficiency across a range of applications such as felling, delimiting and cutting to length. Highly ergonomic and comfortable to use over longer periods of work thanks to a compact, balanced design and the STIHL anti-vibration system. LED display allows for intuitive operation, giving the user notifications on oil level, chain brake position and power setting. Mounting point for the STIHL Smart Connector 2 A on the power tool housing. Other features include integrated cooling air filters, captive nut on the sprocket cover, an adjustable oil pump and .325" - RS PRO saw chain for excellent cutting performance.



PROFESSIONAL TIP

The fleece filter used in the MSA 300 guarantees consistent performance – even in extreme conditions. Its extraordinarily fine-pored filter material keeps even very fine dust and dirt away from the power electronics and electric motor. To clean it, remove the fleece filter and spray it with STIHL Varioclean, briefly leaving it to work before rinsing out with warm water and letting the filter dry. Then it is ready to use again.

➔ Our Varioclean special cleaner can be found on page 361.



① Further comparison values for petrol-driven chainsaws are available on page 94
② Weight excluding battery, guide bar and saw chain
③ Weight excluding battery, including guide bar and saw chain

④ Including guide bar and saw chain
⑤ Explanation of symbols on page 448
⑥ More information on STIHL connected is available from page 348

⑦ Power capacity according to the specifications of the cell manufacturer. The actual power capacity available during operation is lower, to increase service life





MS 201 C-M

35.2 cm³ • 1.8 kW / 2.4 hp • 4.0 kg^①



The lightest professional chainsaw from STIHL, ideal for delimiting. STIHL M-Tronic fitted as standard, ensuring optimum engine performance at all times, easy starting with just one start position. Captive nut on the sprocket cover, 3/8" P - PS saw chain for very high cutting performance.

Bar length 30 cm / 12"^②
Order number 1145 200 0278

Bar length 35 cm / 14"^②
Order number 1145 200 0263

Cut Kit 8 2 x PS3 saw chain / 1 x Rollomatic E guide bar 35 cm / 14"
Order number 3005 000 9906



MS 241 C-M

42.6 cm³ • 2.3 kW / 3.1 hp • 4.5 kg^①



Well suited to light forestry and snedding work, with powerful engine performance and a low weight. STIHL M-Tronic fitted as standard, long-life air filter system with HD2 filter requires only occasional cleaning, captive nut on the sprocket cover, economical STIHL 2-MIX engine, .325" - RS saw chain for high cutting performance.

Bar length 35 cm / 14"
Order number 1143 200 0364

Bar length 40 cm / 16"
Order number 1143 200 0273



PROFESSIONAL TIP

The HD2 filter used in professional petrol chainsaw models guarantees consistent performance - even in extreme conditions. Its extraordinarily fine-pored filter material keeps even very fine dust and dirt away from the engine. To clean it, remove the HD2 filter and spray it with STIHL Varioclean, briefly leaving it to work before rinsing out with warm water and letting the filter dry. Then it will be ready to use again. Video instructions are available at blog.stihl.co.uk.



MS 261 C-M

50.2 cm³ • 3.0 kW / 4.1 hp • 4.9 kg^①



Great for forestry work and harvesting small to medium sized stands. STIHL M-Tronic fitted as standard to ensure optimum engine performance at all times, easy to start thanks to return to start position system, long-life air filter system with HD2 filter requires only occasional cleaning, captive nuts on the sprocket cover. With a Light O4 guide bar as well as the .325" - RS Pro saw chain for improved cutting performance. The high performance .325" saw chain provides up to 20% more cutting performance compared to its predecessor (.325" RS) due to the narrower kerf.

Bar length 35 cm / 14"
Order number 1141 200 0646

Bar length 40 cm / 16"
Order number 1141 200 0647

Bar length 45 cm / 18"
Order number 1141 200 0652

Cut Kit 10 2 x RS Pro saw chain / 1 x Light O4 guide bar 40 cm / 16"
Order number 3003 000 9901

Additional versions:

MS 261 C-M VW 35 cm / 14" 1141 200 0650
40 cm / 16" 1141 200 0651


① Weight excluding fuel, guide bar and saw chain
② Including lightweight guide bar
③ Explanation of quality marks on page 455

HEXA UPGRADE KITS

FOR EASILY RETROFITTING YOUR STIHL CHAINSAW TO THE HEXA CUTTING SYSTEM

Each kit contains:

- 2 x Hexa saw chain
- 1 x Hexa file (5.2 x 200 mm)
- 1 x wooden handle for the Hexa file



Order number

Use for

Bar length (cm / inches)

Saw chain pitch

Drive link thickness (mm)

2 x saw chain

HEXA UPGRADE KITS

UPGRADE KIT	Order number	Use for	Bar length (cm / inches)	Saw chain pitch	Drive link thickness (mm)	2 x saw chain
UPGRADE KIT 2	3132 007 4700	MS 362, MS 400, MS 462, MS 500i	40 / 16	3/8"	1.6	3132 000 0060
UPGRADE KIT 3	3132 007 4701	MS 362, MS 400, MS 462, MS 500i	45 / 18	3/8"	1.6	3132 000 0066
UPGRADE KIT 4	3132 007 4702	MS 362, MS 400, MS 462, MS 500i, MS 661	50 / 20	3/8"	1.6	3132 000 0072
UPGRADE KIT 5	3132 007 4703	MS 362, MS 400, MS 462, MS 500i, MS 661	63 / 25	3/8"	1.6	3132 000 0084



MS 362 C-M

59.0 cm³ • 3.5 kW / 4.8 hp • 5.6 kg^①



Great for working in medium density stands. Long-life air filter system with HD2 filter for an excellent filtering effect, STIHL M-Tronic for optimum engine performance at all times, easy starting thanks to one start position and stop button function, 3/8" - RS saw chain, captive nuts on the sprocket cover for quick and easy chain replacement.

Bar length 40 cm / 16"
Order number 1140 200 0717

Bar length 45 cm / 18"
Order number 1140 200 0490

Bar length 50 cm / 20"
Order number 1140 200 0492



PAGE 101

HEXA SAW CHAIN

For retrofitting your STIHL chainsaw to the Hexa professional cutting system, exclusive to STIHL. With +10% cutting performance due to a narrower kerf, the Hexa chain stays sharper for longer, is quicker and easier to sharpen and has a longer service life when compared to other STIHL saw chains. Find out more on page 101.



HEXA UPGRADE KITS

FOR EASILY RETROFITTING YOUR STIHL CHAINSAW TO THE HEXA CUTTING SYSTEM

Each kit contains:

- 2 x Hexa saw chain
- 1 x Hexa file (5.2 x 200 mm)
- 1 x wooden handle for the Hexa file



Order number

Use for

Bar length (cm / inches)

Saw chain pitch

Drive link thickness (mm)

2 x saw chain

HEXA UPGRADE KITS							
UPGRADE KIT 2	3132 007 4700	MS 362, MS 400, MS 462, MS 500i	40 / 16	3/8"	1.6	3132 000 0060	
UPGRADE KIT 3	3132 007 4701	MS 362, MS 400, MS 462, MS 500i	45 / 18	3/8"	1.6	3132 000 0066	
UPGRADE KIT 4	3132 007 4702	MS 362, MS 400, MS 462, MS 500i, MS 661	50 / 20	3/8"	1.6	3132 000 0072	
UPGRADE KIT 5	3132 007 4703	MS 362, MS 400, MS 462, MS 500i, MS 661	63 / 25	3/8"	1.6	3132 000 0084	



MS 400 C-M

66.8 cm³ • 4.0 kW / 5.4 hp • 5.8 kg^①

20" WITH ES LIGHT BAR

The world's first chainsaw to feature a magnesium piston, for a fantastic power-to-weight ratio and fast acceleration. With excellent cutting performance for professional use in forests. Ideal for felling, delimiting, and preparation of wood in medium-density stands. Fitted with a 3/8" - RS saw chain for high cutting performance. Long-life air filter system with HD2 filter for excellent filtering effect. Easy and reliable starting thanks to a single start position and stop-button function, STIHL M-Tronic for consistently high engine performance. Captive nuts on the sprocket cover; tool-free fuel caps for easy and safe filling with fuels and lubricants.

Bar length 40 cm / 16"
Order number 1140 200 0520

Bar length 45 cm / 18"
Order number 1140 200 0521

Bar length 50 cm / 20"^②
Order number 1140 200 0471



MS 462 C-M

72.2 cm³ • 4.4 kW / 6.0 hp • 6.0 kg^①

20" & 25" WITH ES LIGHT BAR

The lightest high performance saw in the 70cc class. Extraordinarily easy to manoeuvre, with outstanding acceleration. For felling and pruning in medium and high-density stands. Fitted with a 3/8" - RS saw chain for high cutting performance. Fitted with STIHL M-Tronic as standard; air filter system with HD2 filter with very good filtering. Captive nuts on the sprocket cover make it easy to change the chain; tool-free fuel caps for easy and safe filling with fuels and lubricants; economical STIHL 2-MIX engine.

Bar length 45 cm / 18"
Order number 1142 200 0012

Bar length 50 cm / 20"^②
Order number 1142 200 0028

Bar length 63 cm / 25"^②
Order number 1142 200 0094



PROFESSIONAL TIP

STIHL Injection allows the MS 500i to achieve the best power-to-weight ratio and a compact design. The built-in sensors and engine mapping give optimum engine performance and acceleration at all times under all use conditions.



MS 500i

79.2 cm³ • 5.0 kW / 6.8 hp • 6.2 kg^①

20" & 25" WITH ES LIGHT BAR

The first chainsaw with STIHL electronically controlled fuel injection. The best power-to-weight ratio on the market. Ideal for heavy wood harvesting and preparation thanks to its lightweight concept and excellent acceleration. Fitted with a 3/8" - RS saw chain for high cutting performance. Optimised bumper spikes, HD2 filter with very good filtering effect, captive nut on the sprocket cover and tool-free filter lid, controlled-delivery, high-performance oil pump, tool-free fuel cap for easy and safe filling of fuels and lubricants.

Bar length 50 cm / 20"^②
Order number 1147 200 0000

Bar length 63 cm / 25"^②
Order number 1147 200 0001

Additional versions:
MS 500i W 63 cm / 25"^② 1147 200 0004



MS 661 C-M

91.1 cm³ • 5.4 kW / 7.3 hp • 7.4 kg^①

28" WITH ES LIGHT BAR

The competition chainsaw used in the STIHL TIMBERSPORTS® series. Large timber saw for the toughest jobs in forestry. Fitted with a 3/8" - RS saw chain for high cutting performance. STIHL M-Tronic guarantees optimum engine performance at all times, easy to start thanks to return to start position system, high performance oil pump for high and controlled flow rate, HD2 filter, economical STIHL 2-MIX engine.

Bar length 71 cm / 28"^②
Order number 1144 200 0319

Bar length 90 cm / 36"^②
Order number 1144 200 0324



MS 881

121.6 cm³ • 6.4 kW / 8.7 hp • 9.9 kg^①

The most powerful production chainsaw in the world! Its extremely high performance makes it ideal for professional felling and processing large trees. STIHL 2-MIX engine for high cutting performance and engine power, coupled with efficient fuel usage. Fitted with a .404" - RS saw chain for exceptionally powerful cutting performance. The stop-button function means the chainsaw is ready to start at any time once warm, and the HD2 filter ensures a long filter service life. Captive nuts on the sprocket cover make it easy to change the chain; tool-free fuel caps for easy and safe filling with fuels and lubricants.

Bar length 75 cm / 30"^②
Order number 1124 200 0199

Bar length 90 cm / 36"^②
Order number 1124 200 0200

Bar length 105 cm / 41"^②
Order number 1124 200 0206



CHAINSAW WITH CARBIDE SAW CHAINS

- Carbide-tipped saw chains that stay sharp up to ten times longer
- Particularly well-suited to working with dirty wood

£ For up to date pricing, please download the STIHL app or visit www.stihl.co.uk



MS 211 C-BE WITH DURO 3 SAW CHAIN

35.2 cm³ • 1.7 kW / 2.3 hp • 4.6 kg^①

STIHL ERGOSTART

Suitable for cutting firewood, property maintenance and felling small trees. ErgoStart and quick chain tensioning. Side-mounted chain tensioning, fuel efficient STIHL 2-MIX engine, switch between summer and winter mode for optimal running performance in all conditions, 3/8" P - PD3 carbide saw chain for longer lasting cutting performance.

Bar length	35 cm / 14" ^②
Order number	1139 200 0251

Bar length	40 cm / 16" ^②
Order number	1139 200 0252



PAGE 106

DURO 3 SAW CHAINS

The Duro name stands for our carbide saw chains. This chain has been designed for cutting dirty wood, and can stay sharp up to ten times longer than conventional saw chains, even with occasional ground contact.

C = Comfort version
B = STIHL Quick Chain Tensioning
E = STIHL ErgoStart
T = Top handle

① Weight excluding fuel, guide bar and saw chain
② Including lightweight guide bar

ARBORIST CHAINSAWS

- Lightweight special chainsaws for trained arborists
- For cutting branches and crown reduction
- With precise handling
- Optimum ergonomics
- Cordless chainsaw for use in noise-sensitive areas

£ For up to date pricing, please download the STIHL app or visit www.stihl.co.uk



APIL
SYSTEM

AP 200



MSA 161 T

36 V • 1.25 kW^③ • 2.1^④ / 2.5 kg^⑤



Very lightweight and compact, professional cordless arborist chainsaw for tree maintenance^⑥. The smooth and extremely efficient 1/4" P - PM3 saw chain coupled with a powerful EC motor produces high performance throughout the entire cut. Includes captive nuts on the sprocket cover. **Working time with recommended AP 200 battery is up to 42 minutes.**

MSA 161 T excluding battery and charger^⑥

Bar length	25 cm / 10"
Order number	7009 200 0082

Bar length	30 cm / 12"
Order number	7009 200 0081

Recommended set

MSA 161 T with AP 200 and AL 301



PAGE 405

ADVANCE X-CLIMB + ADVANCE PROCOM EAR DEFENDERS SET

Whether you are in the trees or on the ground, communicate comfortably and efficiently with the ADVANCE X-CLIMB and ADVANCE ProCOM ear defenders set.



③ Further comparison values for petrol-driven chainsaws are available on page 94

④ Weight excluding battery, guide bar and saw chain

⑤ Weight excluding battery, including guide bar and saw chain

⑥ Specially designed for working among tree branches; should only be used by trained arborists

⑦ Including guide bar and saw chain

⑧ Explanation of symbols on page 448

⑨ Explanation of quality marks on page 455





MSA 220 T

36 V • 2.1 kW^① • 2.7^② / 3.3 kg^③



Professional cordless arborist saw[Ⓞ] for removing larger branches, crown correction, or removing dead wood. Electronic trigger system with an unlock button for simple saw activation. LED display on the top handle for information on the operating status of the chainsaw as well as the chain break position. Easy-to-clean air filter for long service life and optimum engine cooling, 3/8" P - PS3 saw chain for excellent cutting performance, side-mounted chain tensioning, tool-free oil tank cap, captive nut on the sprocket cover. **Working time with recommended AP 300 S battery is up to 29 minutes.**

MSA 220 T excluding battery and charger[Ⓞ]

Bar length 30 cm / 12"
Order number 7009 200 0098

Bar length 35 cm / 14"
Order number 7009 200 0099

Recommended set

MSA 220 T with AP 300 S and AL 500[Ⓞ]

Bar length 35 cm / 14"

Cut Kit 8 2 x PS3 saw chain / 1 x Rollomatic E guide bar 35 cm / 14"
Order number 3005 000 9906

BUMPER SPIKES

Large metal bumper spikes for coarse-barked wood.



For MSA 220 T / MSA 220 TC-O

Order number MA01 664 0500



ACTIVE NOTIFICATION WHEN THE OIL LEVEL IS LOW

The MSA 220 TC-O is the first STIHL cordless chainsaw with an integrated oil sensor display. If the chain lubricant is low, the LED in the operator cockpit for the saws will light up in red and actively notify the user of the low level. When there is sufficient oil in the system, the LED stays off. Our recommended SynthPlus, BioPlus and ForestPlus chain lubricants can be found on page 357.



MSA 220 TC-O

36 V • 2.1 kW^① • 2.7^② / 3.3 kg^③



Professional cordless arborist saw[Ⓞ] for stripping pieces of trunk, crown correction or removing dead wood. Electronic operating system with an unlock button for simple saw activation. Operator cockpit with 180° LED display for information on the operating status of the chainsaw as well as the engaged chain brake. Fitted as standard with an oil sensor and LED display for active user notification of when the oil level is low. Easy-clean air filter for long service life and optimum engine cooling, 3/8" P-PS3 saw chain for excellent cutting performance, side-mounted chain tensioning, tool-free oil tank cap, and captive nut on the sprocket cover. **Working time with recommended AP 300 S battery is up to 29 minutes.**

MSA 220 TC-O excluding battery and charger[Ⓞ]

Bar length 30 cm / 12"
Order number 7009 200 0096

Bar length 35 cm / 14"
Order number 7009 200 0097

Recommended set

MSA 220 TC-O with AP 300 S and AL 500[Ⓞ]

Bar length 35 cm / 14"

NEW AP 300 S BATTERY

Very powerful Lithium-Ion batteries with charge-level indicator (four LEDs).



281 Wh battery power, 1.8 kg
Order number 4850 400 6585



MS 151 TC-E

23.6 cm³ • 1.1 kW / 1.5 hp • 2.6 kg^①



STIHL's lightest arborist saw[Ⓞ]. Ideal for a wide range of tree maintenance tasks such as removal of dead wood, crown maintenance, and removal of trunk and branch shoots. Manual fuel pump and STIHL ErgoStart guarantee easy starting. Fitted with a 1/4" P - PM3 saw chain as standard, for a precise cut. STIHL 2-MIX engine for high cutting performance.

Bar length 25 cm / 10"
Order number 1146 200 0072

Bar length 30 cm / 12"
Order number 1146 200 0073



MS 201 TC-M

35.2 cm³ • 1.8 kW / 2.4 hp • 3.7 kg^①



STIHL's most powerful petrol arborist saw[Ⓞ]. M-Tronic for optimum engine performance right from the word go, captive nut on the sprocket cover, lightweight guide bar reduces the total weight. Fitted with a 3/8" P - PS3 saw chain for high cutting performance.

Bar length 30 cm / 12"
Order number 7009 200 0083

Bar length 35 cm / 14"
Order number 7009 200 0084

Cut Kit 8 2 x PS3 saw chain / 1 x Rollomatic E guide bar 35 cm / 14"
Order number 3005 000 9906



MS 194 T

31.8 cm³ • 1.4 kW / 1.9 hp • 3.3 kg^①

STIHL's versatile arborist saw[Ⓞ]. For a range of tasks such as crown maintenance, dead wood removal, and removal of trunk and branch shoots. Fitted with a 1/4" P - PM3 saw chain for a precise cut. High cutting performance due to the STIHL 2-MIX engine.

Bar length 30 cm / 12"
Order number 7009 200 0085

Bar length 35 cm / 14"
Order number 7009 200 0086



PATENT EP 2031043[Ⓞ]

MOTOMIX FUEL MIXTURE



Ready-mixed fuel (1:50) for all STIHL 2-stroke engines. For a full description, see page 355.

11 Order number 7009 874 0103

51 Order number 7009 874 0100

551 Order number 7009 871 0347

2001 Order number 7009 871 0348



For up to date pricing, please download the STIHL app or visit www.stihl.co.uk

C = Comfort version
E = STIHL ErgoStart
M = STIHL M-Tronic

Ⓞ = Oil sensor
T = Top handle

Ⓞ Exterior design of guide bar are subject to change throughout 2023

① Further comparison values for petrol-driven chainsaw are available on page 94
② Weight excluding battery, guide bar and saw chain
③ Weight excluding battery, including guide bar and saw chain
④ Specially designed for working among tree branches; should only be used by trained arborists

Ⓞ Weight excluding fuel, guide bar and saw chain
Ⓞ Including lightweight guide bar and saw chain
Ⓞ Explanation of symbols on page 448
Ⓞ Explanation of quality marks on page 455
Ⓞ Patented in several European countries



EMERGENCY SERVICES SAWS

- For emergency operations and fire-fighting
- Special saw chain with carbide alloy plating

For up to date pricing, please download the STIHL app or visit www.stihl.co.uk



MS 462 C-M R

72.2 cm³ • 4.4 kW / 6.0 hp • 6.5 kg^①

For emergency operations and fire-fighting. Quick-release tensioner for easy securing of the cut-depth limiter, STIHL M-Tronic for optimum engine performance at all times, long-life air filter system with HD2 filter with excellent filtering effect. Large starter grip and decompression valve for safe and easy starting, $\frac{3}{8}$ " - RDR special saw chain plated with impact-resistant carbide plates.

Bar length **50 cm / 20"**
Order number **1142 200 0025**

EMERGENCY SERVICES SAW ACCESSORIES



STIHL Rollomatic ES (STIHL Ematic Super) guide bar with replaceable bar nose

Bar length **50 cm / 20"**
Order number **3003 002 9421**

$\frac{3}{8}$ " - Rapid Duro R (special saw chain)

Bar length **50 cm / 20"**
Order number **3944 000 0072**



Cutting depth limiter

Order number **3003 650 6502**

'D' shaped starter handle

Order number **1128 195 3401**



ULTRASONIC safety goggles (clear)

Order number **0000 884 0359**



PROFESSIONAL TIP

Unlike ordinary chainsaws, special emergency services saws are usually used for plunge cutting, which means the front bar nose is inserted into the cutting material. The cut-depth limiter enables you to precisely define the desired cutting depth.

For up to date pricing, please download the STIHL app or visit www.stihl.co.uk

R = Emergency services saws

ELECTRIC CHAINSAWS

- For domestic users
- Powerful electric motor with high cutting performance
- Practical features
- Switches on and off at the push of a button

For up to date pricing, please download the STIHL app or visit www.stihl.co.uk



MSE 141

230 V • 1.4 kW • 3.6 kg^②

Highly manoeuvrable, lightweight chainsaw with good cutting performance. Well balanced for effortless work, side-mounted chain tensioning for securing and easily tensioning the chain, QuickStop Super chain brake, $\frac{3}{8}$ " P - PMM3 saw chain, oil tank with transparent viewing window, and overload protection.

Bar length **30 cm / 12"**
Order number **1208 200 0307**



PAGE **408**

FUNCTION SENSOTOUCH YOUR SMART WORK GLOVE

Your smartphone or tablet is a constant companion even when you're working with a saw. The FUNCTION SensoTouch glove makes it easy to operate all your screens, without having to remove a glove.



① Weight excluding fuel, guide bar and saw chain

② Weight excluding cable and chain oil, including guide bar and saw chain



ACCESSORIES AND PARTS FOR CHAINSAWS

- For maintenance and inspection
- For making work easier
- Scabbards suitable for various bar lengths
- Carry bag or chainsaw case for easy transportation
- Tools and sawhorses

£ For up to date pricing, please download the STIHL app or visit www.stihl.co.uk

CHAINSAW SERVICE KITS



STIHL's chainsaw service kits contain everything needed to carry a routine service on the engine of a STIHL chainsaw. Keeping on top of the maintenance of your tools helps it to maintain optimum performance and the reliability expected of the tool. There is a QR code on the box which can be scanned with a smartphone camera app to take you to how to video's on how to change each component.

Each service kit comes with the following:

- 1 x Air filter
- 1 x Spark plug
- 1 x Fuel filter

Service Kit 4 for MS 881
Order number **1124 007 4102**

NEW Service Kit 6 for MS 170[Ⓞ], MS 180[Ⓞ] non 2-MIX
Order number **1130 007 4100**

Service Kit 8 for MS 193, MS 194
Order number **1137 007 4100**

Service Kit 9 for MS 171, MS 181, MS 211
Order number **1139 007 4100**

Service Kit 11 for MS 261, MS 362[Ⓞ] (machine number 177610358 - 183603946; > 296984305)
Order number **1140 007 4101**

Service Kit 12 for MS 241, MS 362[Ⓞ] (machine number > 183717483), MS 400
Order number **1140 007 4102**

Service Kit 13 for MS 271, MS 291, MS 311[Ⓞ] (machine number > 177198332; > 296246447), MS 391[Ⓞ] (machine number > 177197832; > 295938026)
Order number **1140 007 4103**

Service Kit 14 for MS 462
Order number **1142 007 4101**

Service Kit 15 for MS 231, MS 251
Order number **1143 007 4100**

Service Kit 16 for MS 661
Order number **1144 007 4101**

Service Kit 17 for MS 500i
Order number **1147 007 4101**

NEW Service Kit 45 for MS 170[Ⓞ], MS 180[Ⓞ] 2-MIX
Order number **1130 007 4103**

WOODEN SAWHORSE



Lightweight design.
For cutting firewood with ease, max. load 70 kg.

Order number **0000 881 4602**

£ For up to date pricing, please download the STIHL app or visit www.stihl.co.uk

COMBINATION SOCKET TOOL



For tensioning the chain and changing the chain, bar and spark plug.

Socket width 19[Ⓞ]
Order number **1119 890 3405**

Socket width 19 and 16[Ⓞ]
Order number **0000 890 3400**

Socket width 19 and 13[Ⓞ]
Order number **1129 890 3401**

Socket width 16 and 13[Ⓞ]
Order number **0000 890 3402**

CHAINSAW BAG



For tidy storage and transport of chainsaws with bar lengths up to 45 cm / 18".

For chainsaws with bar length up to 45 cm / 18"
Order number **0000 881 0508**

SCABBARDS FOR ARBORIST SAWS



Snaps firmly into place on the sprocket cover. Covers the stop claws.
For MS 151 TC-E, MS 194 T, MS 201 TC-M and MSA 220 T

Up to 35 cm / 14" bar length
Order number **0000 792 9160**

Up to 40 cm / 16" bar length
Order number **0000 792 9161**

MULTI-FUNCTION TOOL



Practical, multi-function quality tool in a sturdy plastic case. 3.5 mm flat-blade screwdriver for carburettor adjustment and cleaning grooves, Torx® TX 27 screwdriver, nylon pouch with belt loop.

Socket width 19 and 13[Ⓞ]
Order number **0000 881 5501**

Socket width 19 and 16[Ⓞ]
Order number **0000 881 5502**

CHAINSAW CASE



For storage and transport of all cordless and petrol-driven chainsaws with bar lengths up to 45 cm / 18" (not suitable for the following chainsaws: MS 462, MS 500i, MS 661 C-M, MS 880 and MS 881).

For chainsaws with bar length up to 45 cm / 18"
Order number **0000 900 4008**

SCABBARD EXTENSION



For extending the scabbard cover on guide bars larger than 90 cm / 35".

30 cm / 12" long extension
Order number **0000 792 9140**



FUELS AND LUBRICANTS, HAND TOOLS AND FORESTRY ACCESSORIES

SEE FROM PAGE 352



Bar attachment: 3005[Ⓞ] Mini for guide bars with a groove width of 1.1 mm

Bar attachment: 3005[Ⓞ] for guide bars with a groove width of 1.3 mm

Bar attachment: 3003[Ⓞ] for guide bars with a groove width of 1.6 mm

Bar attachment: 3002[Ⓞ] for guide bars with a groove width of 1.6 mm

Bar attachment: 3006[Ⓞ] for GS 461

SCABBARDS

up to 25 cm / 10"	0000 792 9170		
up to 35 cm / 14"	0000 792 9171	0000 792 9172	
up to 37 cm / 15"			0000 792 9174
up to 45 cm / 18"		0000 792 9173	0000 792 9175
up to 55 cm / 22"			0000 792 9176[Ⓞ]
up to 63 cm / 25"			0000 792 9177 0000 792 9177
up to 75 cm / 30"			0000 792 9178 0000 792 9178
up to 90 cm / 36"			0000 792 9179 0000 792 9179

Ⓞ From MS 261 up
 Ⓞ From MS 271, MS 291 and MS 391
 Ⓞ From MS 170, MS 171, MS 180, MS 181, MS 194, MS 211, MS 231, MS 241, MS 251
 Ⓞ From MS 151 and MS 201
 Ⓞ Order numbers for guide bars, for more details consult the overview from page 110

Ⓞ Also for 3005 000 4721-50 cm / 20"
 Ⓞ From 2015
 Ⓞ From 2016
 Ⓞ From 2018
 Ⓞ From 2014



POLE PRUNERS, ACCESSORIES AND PARTS

- Available as a petrol-driven or cordless power tool
- For thinning out shrubs
- For cutting tall fruit trees
- Range of up to five metres
- Harnesses for effortless working

For up to date pricing, please download the STIHL app or visit www.stihl.co.uk



HTA 50

36 V • 0.8 kW^① • 3.6^② / 3.9 kg^③

Lightweight cordless pole pruner with high cutting performance for tree maintenance work in large gardens. 1/4" P - PM3 saw chain and side-mounted chain tensioning. With branch hook for easy removal of cuttings from the tree, semi-transparent oil tank, ergonomic control unit and detachable shaft for easy transport and space-saving storage. Total length 280 cm. **Working time with recommended AK 20 battery is up to 45 minutes.**

HTA 50 excluding battery and charger^④
Bar length 25 cm / 10"
Order number LA02 011 6400

Recommended set
HTA 50 with AK 20 and AL 101^⑤

HTA 50 with 2 x AK 20 and AL 101^⑤
Order number LA02 200 0012



HTA 66

36 V • 1.05 kW^① • 3.3 kg^② / 3.6 kg^③

Very lightweight and quiet yet powerful cordless pole pruner for grounds, garden and orchard maintenance. Fitted with 1/4" P - PM3 saw chain for low vibration and a clean, precise cut. Lightweight power head for easy manoeuvrability and good balance. Side-mounted chain tensioning and captive nut on the sprocket cover. With branch hook to assist removal of cuttings. Rigid shaft - not extendable. Total length 240 cm. **Working time with recommended AP 200 battery is up to 42 minutes.**

HTA 66 excluding battery and charger^④
Bar length 30 cm / 12"
Order number LA03 200 0004

Recommended set
HTA 66 with AP 200 and AL 101



For up to date pricing, please download the STIHL app or visit www.stihl.co.uk

A set is a single box including the tool, battery and charger. The tool with 2 batteries and charger will come in separate boxes.

HTA 86

36 V • 1.05 kW^① • 4.6^② / 5.0 kg^③

Powerful cordless pole pruner for use in tree maintenance, orchards and local authorities. Quiet and low-vibration. For pruning trees, removing dead wood and breakage from storms, and for cutting back fruit trees. 1/4" P - PM3 saw chain, lightweight and compact power head with sturdy branch hook for easy removal of loose cuttings from the tree. Rigid shaft to help with guidance and a clean and precise cut. Rapid length adjustment with quick release mechanism. Total length 270 - 390 cm. **Working time with recommended AP 200 battery is up to 42 minutes.**

HTA 86 excluding battery and charger^④
Bar length 30 cm / 12"
Order number LA03 200 0002

Recommended set
HTA 86 with AP 200 and AL 500




HTA 135

36 V • 1.5 kW^① • 6.8^② / 7.2 kg^③

The most powerful STIHL cordless pole pruner. Quiet and low-vibration. For professional use in tree maintenance, orchards and local authorities. For professional use in tree maintenance, orchards and local authorities. For pruning trees, removing dead wood and breakage from storms, and for cutting back fruit trees. 3/8" P - PM3 saw chain, lightweight magnesium gearhead, sturdy branch hook for easy removal of loose cuttings from the tree. Particularly rigid-in-guidance professional telescopic shaft with rapid adjustment for precise biting characteristics and a precise cut. Mounting point for the STIHL Smart Connector 2 A on the power tool housing. Total length 285 - 405 cm. **Working time with recommended AP 300 S battery is up to 45 minutes.**

HTA 135 excluding battery and charger^④
Bar length 30 cm / 12"
Order number LA01 200 0000

Recommended set
HTA 135 with AP 300 S and AL 500



- ① Further comparison values for petrol-driven pole pruners are available on page 98
- ② Weight excluding battery, guide bar and saw chain
- ③ Weight excluding battery, including guide bar and saw chain
- ④ With guide bar and saw chain
- ⑤ Weight excluding battery, guide bar and saw chain, including protective foot

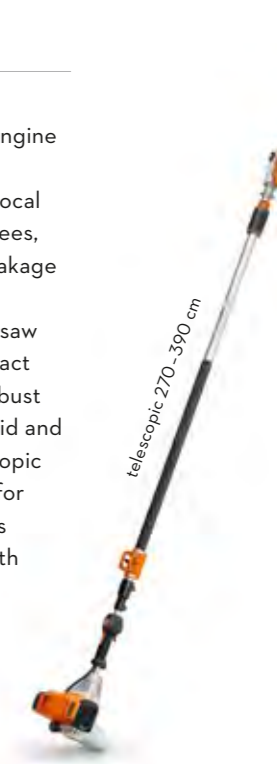
HT 105

31.4 cm³ • 1.05 kW / 1.4 hp • 7.9 kg^①

Powerful petrol-driven pole pruner with STIHL 4-MIX[®] engine for professional work in tree maintenance, orchards and local authorities. For delimiting trees, removing dead wood or breakage from storms, and for cutting back fruit trees. 1/4" P - PM3 saw chain, lightweight and compact transmission with cast-on robust branch hook. Particularly rigid and guidable professional telescopic shaft with rapid adjustment for precise biting characteristics and a precise cut. Total length 270 - 390 cm.

Bar length 30 cm / 12"
Order number 4182 200 0194

Cut Kit 6 2 x PM3 saw chain / 1 x Rollomatic E Mini guide bar 30 cm / 12"
Order number 3005 000 9904

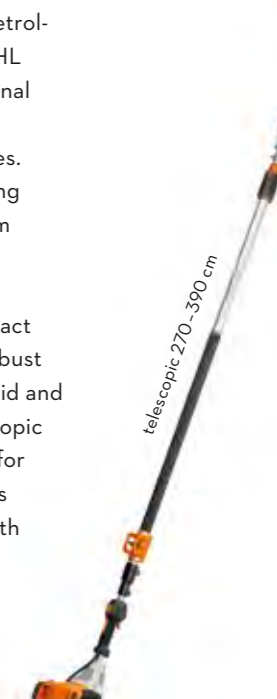


HT 135

36.3 cm³ • 1.4 kW / 1.9 hp • 7.9 kg^①

The most powerful STIHL petrol-driven pole pruner with STIHL 4-MIX[®] engine for professional work in tree maintenance, orchards and local authorities. For delimiting trees, removing dead wood or breakage from storms, and for cutting back fruit trees. 1/4" P - PM3 saw chain, lightweight and compact transmission with cast-on robust branch hook. Particularly rigid and guidable professional telescopic shaft with rapid adjustment for precise biting characteristics and a precise cut. Total length 270 - 390 cm.

Bar length 30 cm / 12"
Order number 4182 200 0198



- ① Weight excluding battery, including guide bar, saw chain and protective foot
- ② Including guide bar, saw chain and protective foot
- ③ Weight excluding fuel, guide bar and saw chain
- ④ Explanation of symbols on page 448
- ⑤ Explanation of quality marks on page 455



NEW
MS CARE & CLEAN KIT

Cleaning and maintenance kit for STIHL chainsaws. For effective and gentle cleaning of surfaces, sprocket covers, cylinder fins, guide bars, oil holes, and HD2 air filters.

- 1 x VarioClean Eco, 150 ml
- 1 x Cleaning brush with groove cleaner



Order number **0782 516 8606**

NEW
MS CARE & CLEAN KIT PLUS

- 1 x VarioClean Eco, 500 ml
- 1 x Cleaning brush with groove cleaner
- 1 x Microfibre washbag for HD2 filter



Order number **0782 516 8607**

PERFECT FOR CLEANING YOUR CHAINSAW

If you're a forestry professional, your chainsaw is your best friend – so why not keep it performing at its best! The MS Care & Clean Kit is the perfect companion for cleaning the intricate parts of your chainsaw, including the air filter, guide bar, sprocket cover and cylinder fins. The kit comes with our new VarioClean ECO, a versatile cleaner that's made up from ingredients of natural origin and a spray bottle that is made from recycled material. It's ideal for clearing dirt from the surface of your saw, as well as cleaning the air filter and cutting attachments. A cleaning brush is also included which is handy for getting to those difficult to clean areas, such as the oil pickup hole and the bar grooves. And for those that want a little bit more, there's also the MS Care & Clean Kit PLUS, which comes with a larger bottle of VarioClean ECO, a cleaning brush and an additional microfibre washbag for cleaning the HD2 filter in your washing machine!



POLE PRUNER SERVICE KITS

STIHL's pole pruner service kits contain everything needed to carry a routine service on the engine of a STIHL pole pruner. Keeping on top of the maintenance of your tools helps it to maintain optimum performance and the reliability expected of the tool. There is a QR code on the box which can be scanned with a smartphone camera app to take you to how to video's on how to change each component.



Each service kit comes with the following:

- 1 x Air filter
- 1 x Spark plug
- 1 x Fuel filter

Service Kit 30 for HT 102, HT 103, HT 105
(Also suitable for FS 89, FS 91, FS 111, KM 91, KM 111)
Order number **4180 007 4102**

Service Kit 31 for HT 130, HT 131, HT 133, HT 135
(Also suitable for BT 131, FR 131, FS 131, FS 311, KM 131)
Order number **4180 007 4103**



HTA SHAFT EXTENSION

Simple 50 cm / 20" shaft extension. Made from aluminium. Weight: 465 g.

For HTA 50
Order number **LA02 820 5000**

ANGLED GEARHEAD

For sawing and pruning at an angle with the pole pruner.



For HT 135 and HTA 135
Order number **4182 640 0200**

BRACKET FOR PROFESSIONAL TELESCOPIC SHAFT

For outstanding ergonomic design in combination with a shoulder strap or the RTS harness. The tool is easy to attach and quick to release. Included with the HT 135 and HTA 135 as standard.



For HT 105, HT 135, HTA 86, HLA 86 and HTA 135
Order number **0000 790 8600**

RTS HARNESS

For prolonged use. Can be adjusted to the user's size, and enables effortless and ergonomic work.



Pole pruners:
HT 105, HT 135, HTA 66,
HTA 86, HTA 135

KombiEngines with HT-KM or HL-KM attachment:
KM 56 RC-E, KM 94 RC-E, KM 111 R, KM 131 R

Long-reach hedge trimmers:
HL 92 C-E, HL 94 C-E, HLA 66,
HLA 86, HLA 135, HLE 71

Cannot be used with:
KMA 130 R, KMA 135 R, HL 92 KC-E.

Order number **0000 790 4400**

PROTECTIVE FEET

For protecting the power tool and battery from direct contact with the ground.



For HTA 66, HTA 86, HLA 66 and HLA 86
Order number **4857 007 1001**

For protecting the power tool and battery from direct contact with the ground. Included with the HTA 135 as standard.



For HLA 135, HTA 135 and KMA 135 R
Order number **LA01 007 1002**

For protecting the power tool and battery from direct contact with the ground.



For HLA 56 and HTA 50
Order number **HA01 007 1000**

MOTOMIX FUEL MIXTURE



PATENT EP 2031043[®]

Ready-mixed fuel (1:50) for all STIHL 2-stroke engines. For a full description, see page 355.

11
Order number **7009 874 0103**

51
Order number **7009 874 0100**



£ For up to date pricing, please download the STIHL app or visit www.stihl.co.uk

① MS Clean & Care Kit PLUS pictured
② Explanation of quality marks on page 455
③ Patented in several European countries



Order number	Bar length [Ⓞ] (cm / inches)	Displacement (cm ³)	Power output (kW / hp)	Power consumption (kW)	Rated voltage (V)	Weight (kg)	Weight-to-power ratio (kg / kW)	Sound pressure level [Ⓞ] (dB(A))	Sound power level [Ⓞ] (dB(A))	Vibration level left / right [Ⓞ] (m/s ²)	STIHL engine (2-MIX / 4-MIX [Ⓞ]) / STIHL cordless power system	Saw chain pitch	STIHL Oilomatic saw chain type [Ⓞ]	Lightweight guide bar	Side-mounted chain tensioning	STIHL Quick Chain Tensioning	Manual fuel pump	STIHL ElastoStart	STIHL ErgoStart	Air filter system with routing	HD2 filter	Tool-free fuel cap	Overload protection	Soft handle	
CHAINSAWS FOR DOMESTIC USERS																									
MSA 60 C-B	NEW [Ⓞ]	MA04 011 5800	30/12*	-	0.7 [Ⓞ] / -	0.9	36	2.5 [Ⓞ] / 2.9 [Ⓞ]	-	83	94	3.4 / 3.2	AK System	1/4" P	PM3	-	-	•	-	-	-	-	•	•	•
Set MSA 60 C-B with AK 20 + AL 101	NEW [Ⓞ]	MA04 011 5809	30/12*	-	0.7 [Ⓞ] / -	0.9	36	3.7 [Ⓞ] / 4.1 [Ⓞ]	-	83	94	3.4 / 3.2	AK System	1/4" P	PM3	-	-	•	-	-	-	-	•	•	•
Set MSA 60 C-B with 2 × AK 20 + AL 101	NEW [Ⓞ]	MA04 200 0000	30/12*	-	0.7 [Ⓞ] / -	0.9	36	3.7 [Ⓞ] / 4.1 [Ⓞ]	-	83	94	3.4 / 3.2	AK System	1/4" P	PM3	-	-	•	-	-	-	-	•	•	•
MSA 70 C-B	NEW [Ⓞ]	MA04 011 5816	30/12*	-	0.9 [Ⓞ] / -	1.1	36	2.5 [Ⓞ] / 2.9 [Ⓞ]	-	83	94	4.3 / 4.8	AK System	1/4" P	PM3	-	-	•	-	-	-	-	•	•	•
Set MSA 70 C-B with AK 30 + AL 101	NEW [Ⓞ]	MA04 011 5825	30/12*	-	0.9 [Ⓞ] / -	1.1	36	3.8 [Ⓞ] / 4.2 [Ⓞ]	-	83	94	4.3 / 4.8	AK System	1/4" P	PM3	-	-	•	-	-	-	-	•	•	•
Set MSA 70 C-B with 2 × AK 30 + AL 101	NEW [Ⓞ]	MA04 200 0001	30/12*	-	0.9 [Ⓞ] / -	1.1	36	3.8 [Ⓞ] / 4.2 [Ⓞ]	-	83	94	4.3 / 4.8	AK System	1/4" P	PM3	-	-	•	-	-	-	-	•	•	•
MSA 120 C-B	!	1254 011 5870	30/12	-	0.8 [Ⓞ] / -	0.85	36	2.3 [Ⓞ] / 2.7 [Ⓞ]	-	83	94	3.4 / 3.2	AK System	1/4" P	PM3	-	-	•	-	-	-	-	•	•	•
Set MSA 120 C-B with AK 20 + AL 101	!	1254 011 5883	30/12	-	0.8 [Ⓞ] / -	0.85	36	3.5 [Ⓞ] / 3.9 [Ⓞ]	-	83	94	3.4 / 3.2	AK System	1/4" P	PM3	-	-	•	-	-	-	-	•	•	•
MSA 120 C-B with 2 × AK 20 + AL 101	!	1254 200 0022	30/12	-	0.8 [Ⓞ] / -	0.85	36	3.5 [Ⓞ] / 3.9 [Ⓞ]	-	83	94	3.4 / 3.2	AK System	1/4" P	PM3	-	-	•	-	-	-	-	•	•	•
MSA 140 C-B	!	1254 011 5840	30/12	-	0.9 [Ⓞ] / -	1.1	36	2.2 [Ⓞ] / 2.7 [Ⓞ]	-	83	94	4.3 / 4.8	AK System	1/4" P	PM3	-	-	•	-	-	-	-	•	•	•
Set MSA 140 C-B with AK 30 + AL 101	!	1254 011 5853	30/12	-	0.9 [Ⓞ] / -	1.1	36	3.4 [Ⓞ] / 4.0 [Ⓞ]	-	83	94	4.3 / 4.8	AK System	1/4" P	PM3	-	-	•	-	-	-	-	•	•	•
MSA 140 C-B with 2 × AK 30 + AL 101	!	1254 200 0014	30/12	-	0.9 [Ⓞ] / -	1.1	36	3.4 [Ⓞ] / 4.0 [Ⓞ]	-	83	94	4.3 / 4.8	AK System	1/4" P	PM3	-	-	•	-	-	-	-	•	•	•
MS 170		1130 200 0299	30/12	30.1	1.2 / 1.6	-	-	4.1 [Ⓞ]	3.4	100	111	6.9 / 6.4	2-MIX	3/8" P	PMM3 [Ⓞ]	○	-	○	-	○	-	-	-	-	-
MS 171		1139 200 0177 1139 200 0427	30/12 35/14	31.8	1.3 / 1.8	-	-	4.3 [Ⓞ]	3.3	99	112	4.0 / 4.5	2-MIX	3/8" P	PMM3 [Ⓞ]	○	•	○	-	○	-	•	-	•	-
MS 180		1130 200 0368	35/14	31.8	1.4 / 1.9	-	-	4.1 [Ⓞ]	3.0	100	112	6.6 / 7.8	2-MIX	3/8" P	PM3	○	•	○	-	○	-	-	-	-	-
MS 181		1139 200 0150 1139 200 0151	35/14 40/16	31.8	1.5 / 2.0	-	-	4.3 [Ⓞ]	2.9	100	112	3.5 / 3.0	2-MIX	3/8" P	PM3	○	•	○	-	○	-	•	-	•	-
MS 181 C-BE		1139 200 0153 1139 200 0154	35/14 40/16	31.8	1.5 / 2.0	-	-	4.6 [Ⓞ]	3.1	100	112	3.5 / 3.0	2-MIX	3/8" P	PM3	○	-	•	•	-	•	•	-	•	-
MS 211		1139 200 0247 1139 200 0248	35/14 40/16	35.2	1.7 / 2.3	-	-	4.3 [Ⓞ]	2.5	100	113	3.5 / 3.5	2-MIX	3/8" P	PM3	○	•	○	-	○	-	•	-	•	-
MS 211 C-BE		1139 200 0249 1139 200 0250	35/14 40/16	35.2	1.7 / 2.3	-	-	4.6 [Ⓞ]	2.7	100	113	3.5 / 3.5	2-MIX	3/8" P	PM3	○	-	•	•	-	•	•	-	•	-
MS 231		1143 200 0217 1143 200 0358	35/14 40/16	42.6	2.0 / 2.7	-	-	4.8 [Ⓞ]	2.4	103	114	3.9 / 3.9	2-MIX	3/8" P	PM3	○	•	○	-	○	-	•	○	•	-
MS 231 C-BE		1143 200 0219 1143 200 0359	35/14 40/16	42.6	2.0 / 2.7	-	-	5.1 [Ⓞ]	2.6	103	114	3.9 / 3.9	2-MIX	3/8" P	PM3	○	-	•	•	-	•	•	○	•	-
MS 251		1143 200 0240 1143 200 0239	40/16 45/18	45.6	2.2 / 3.0	-	-	4.8 [Ⓞ]	2.2	103	114	3.9 / 3.9	2-MIX	.325"	RM	○	•	○	-	○	-	•	○	•	-
MS 251 C-BE		1143 200 0247 1143 200 0248	40/16 45/18	45.6	2.2 / 3.0	-	-	5.1 [Ⓞ]	2.4	103	114	3.9 / 3.9	2-MIX	.325"	RM	○	-	•	•	-	•	•	○	•	-
MS 151 C-E		1146 200 0054 1146 200 0055	25/10 30/12	23.6	1.1 / 1.5	-	-	2.8 [Ⓞ]	2.5	96	110	4.9 / 4.9	2-MIX	1/4" P	PM3	•	•	-	•	-	•	-	•	-	-

For up to date pricing, please download the STIHL app or visit www.stihl.co.uk

A set is a single box including the tool, battery and charger. The tool with 2 batteries and charger will come in separate boxes.

! Only while stocks last!

- As standard
- Retrofittable (accessory)
- B = STIHL Quick Chain Tensioning
- C = Comfort version
- E = STIHL ErgoStart

Ⓞ The actual bar length is shorter than the bar length stated. Other available cutting attachments are detailed from page 110

- Ⓞ K-factor according to Dir. 2006 / 42 / EC = 2.0 dB(A)
- Ⓞ K-factor according to Dir. 2006 / 42 / EC = 2 m/s²
- Ⓞ A detailed explanation of the STIHL saw chain types can be found from page 103
- Ⓞ Mechanical output as a comparative value for petrol-driven chainsaws
- Ⓞ Weight excluding battery, guide bar and saw chain
- Ⓞ Weight excluding battery, including guide bar and saw chain

- Ⓞ Weight including battery, excluding guide bar, saw chain and charger
- Ⓞ Weight including battery, with guide bar and saw chain, excluding charger
- Ⓞ Weight excluding fuel, guide bar and saw chain
- Ⓞ Narrow cutting attachment
- Ⓞ Available from spring 2023
- * Exterior design of guide bars are subject to change throughout 2023



Order number		Bar length [Ⓞ] (cm/inches)	Displacement (cm³)	Power output (kW/hp)	Power consumption (kW)	Rated voltage (V)	Weight (kg)	Weight-to-power ratio (kg/kW)	Sound pressure level [Ⓞ] (dB(A))	Sound power level [Ⓞ] (dB(A))	Vibration level left/right [Ⓞ] (m/s²)	STIHL engine (2-MIX / 4-MIX [®]) / STIHL cordless power system	Saw chain pitch	STIHL Oilomatic saw chain type [Ⓞ]	Lightweight guide bar	Controlled-delivery oil pump	Side-mounted chain tensioning	STIHL Quick Chain Tensioning	Manual fuel pump	Decompression valve	STIHL ElastoStart	Air filter system with routing	HD2 filter	Electrically heated handles	Electric carburettor heating	STIHL M-Tronic	STIHL Injection	Tool-free fuel cap	Overload protection	Soft handle	STIHL Smart Connector 2 A	
CHAINSAWS FOR LAND OWNERS, AGRICULTURE AND HORTICULTURE																																
MSA 160 C-B	NEW[Ⓞ] MA03 200 0004	30/12*	-	1.2 [Ⓞ] / -	1.5	36	3,1 [Ⓞ] / 3,5 [Ⓞ]	-	84	95	2.7 / 2.9	AP System	1/4" P	PM3	-	-	-	•	-	-	-	-	-	-	-	-	-	-	-	-	-	-
MSA 200 C-B	NEW[Ⓞ] MA03 200 0010	35/14*	-	1.4 [Ⓞ] / -	1.8	36	3,1 [Ⓞ] / 3,5 [Ⓞ]	-	84	95	4.6 / 3.9	AP System	1/4" P	PM3	-	-	-	•	-	-	-	-	-	-	-	-	-	-	-	-	-	-
MSA 220 C-B	NEW[Ⓞ] MA03 200 0020	35/14*	-	1.7 [Ⓞ] / -	2.1	36	3,1 [Ⓞ] / 3,6 [Ⓞ]	-	89	100	4.8 / 3.6	AP System	3/8" P	PS3 Pro	-	-	-	•	-	-	-	-	-	-	-	-	-	-	-	-	-	-
MS 271	1141 200 0645 1141 200 0660	40/16 45/18	50.2	2.6 / 3.5	-	-	5.6 [Ⓞ]	2.2	103	115	4.5 / 4.5	2-MIX	.325"	RM3 Pro	•	-	•	-	-	-	○	•	○	-	-	-	-	-	-	-	-	-
MS 291	1141 200 0698 1141 200 0336	40/16 45/18	55.5	2.8 / 3.8	-	-	5.6 [Ⓞ]	2.0	103	116	4.5 / 4.5	2-MIX	.325"	RM	○	-	•	-	-	-	○	•	○	-	-	-	-	-	-	-	-	-
MS 391	1140 200 0731 1140 200 0741	45/18 50/20	64.1	3.3 / 4.5	-	-	6.2 [Ⓞ]	1.9	105	117	4.0 / 4.0	2-MIX	3/8"	RM	-	•	•	-	-	•	○	•	○	-	-	-	-	-	-	-	-	-
CHAINSAWS FOR FORESTRY WORK																																
MSA 300	MA02 200 0001 MA02 200 0004 MA02 200 0007	35/14 40/16 45/18	-	2.5 [Ⓞ] / -	3.0	36	5.4 [Ⓞ]	-	93	104	2.6 / 2.8	AP System	.325"	RS Pro	•	•	•	-	-	-	-	-	-	-	-	-	-	-	-	-	-	-
MS 201 C-M	1145 200 0278 1145 200 0263	30/12 35/14	35.2	1.8 / 2.4	-	-	4.0 [Ⓞ]	2.2	99	112	3.3 / 3.3	2-MIX	3/8" P	PS3	•	•	•	-	-	-	•	-	-	-	-	•	-	•	-	-	-	-
MS 241 C-M	1143 200 0364 1143 200 0273	35/14 40/16	42.6	2.3 / 3.1	-	-	4.5 [Ⓞ]	2.0	103	115	2.9 / 2.9	2-MIX	.325"	RS	○	•	•	-	-	•	•	•	•	-	-	•	-	•	-	-	-	-
MS 261 C-M	1141 200 0646 1141 200 0647 1141 200 0652	35/14 40/16 45/18	50.2	3.0 / 4.1	-	-	4.9 [Ⓞ]	1.6	105	116	3.5 / 3.5	2-MIX	.325"	RS Pro	•	•	•	-	-	•	•	•	•	-	-	•	-	•	-	-	-	-
MS 261 C-M VW	1141 200 0650 1141 200 0651	35 / 14 40/16	50.2	3.0 / 4.1	-	-	5.1 [Ⓞ]	1.7	105	116	3.5 / 3.5	2-MIX	.325"	RS Pro	•	•	•	-	-	•	•	•	•	•	•	•	•	-	•	-	-	-
MS 362 C-M	1140 200 0717 1140 200 0490 1140 200 0492	40/16 45/18 50/20	59.0	3.5 / 4.8	-	-	5.6 [Ⓞ]	1.6	106	117	3.5 / 3.5	2-MIX	3/8"	RS	-	•	•	-	-	•	•	•	•	-	-	•	-	•	-	-	-	-
MS 400 C-M	1140 200 0520 1140 200 0521 1140 200 0471	40/16 45/18 50/20	66.8	4.0 / 5.4	-	-	5.8 [Ⓞ]	1.5	107	118	3.5 / 3.5	2-MIX	3/8"	RS RS RS	- • •	• • •	- - -	- - -	• • •	• • •	• • •	• • •	- - -	- - -	• • •	- - -	• • •	- - -	- - -	- - -		
MS 462 C-M	1142 200 0012 1142 200 0028 1142 200 0094	45/18 50/20 63/25	72.2	4.4 / 6.0	-	-	6.0 [Ⓞ]	1.4	108	119	4.8 / 3.6	2-MIX	3/8"	RS RS RS	- • •	• • •	- - -	- - -	• • •	• • •	• • •	• • •	- - -	- - -	• • •	- - -	• • •	- - -	- - -	- - -		
MS 500i	1147 200 0000 1147 200 0001	50/20 63/25	79.2	5.0 / 6.8	-	-	6.2 [Ⓞ]	1.2	106	119	4.2 / 4.0	2-MIX	3/8"	RS	•	•	•	-	•	•	•	-	•	-	-	•	•	-	-	-	-	-
MS 500i W	1147 200 0004	63/25	79.2	5.0 / 6.8	-	-	6.3 [Ⓞ]	1.3	106	119	4.2 / 4.0	2-MIX	3/8"	RS	•	•	•	-	•	•	•	-	•	•	-	•	•	-	-	-	-	-
MS 661 C-M	1144 200 0319 1144 200 0324	71/28 90/36	91.1	5.4 / 7.3	-	-	7.4 [Ⓞ]	1.4	105	118	6.9 / 5.6	2-MIX	3/8"	RS	•	•	•	-	-	•	•	-	•	-	-	•	-	•	-	-	-	-
MS 881	1124 200 0199 1124 200 0200 1124 200 0206	75/30 90/36 105/41	121.6	6.4 / 8.7	-	-	9.9 [Ⓞ]	1.5	106	118	8.9 / 8.9	2-MIX	.404"	RS	-	•	•	-	-	•	•	-	•	-	-	-	-	•	-	-	-	-

For up to date pricing, please download the STIHL app or visit www.stihl.co.uk

- As standard
- Retrofittable (accessory)
- B = STIHL Quick Chain Tensioning
- C = Comfort version
- E = STIHL ErgoStart

- i = STIHL Injection
- M = STIHL M-Tronic
- V = Electric carburettor heating
- W = Electrically heated handles

- Ⓞ The actual bar length is shorter than the bar length stated. Other available cutting attachments are detailed from page 110
- Ⓞ K-factor according to Dir. 2006 / 42 / EC = 2.0 dB(A)
- Ⓞ K-factor according to Dir. 2006 / 42 / EC = 2 m/s²

- Ⓞ A detailed explanation of the STIHL saw chain types can be found from page 103
- Ⓞ Mechanical output as a comparative value for petrol-driven chainsaws
- Ⓞ Weight excluding battery, guide bar and saw chain
- Ⓞ Weight excluding battery, including guide bar and saw chain

- Ⓞ Weight excluding fuel, guide bar and saw chain
- Ⓞ Available from spring 2023
- * Exterior design of guide bars are subject to change throughout 2023



Order number	Bar length ^① (cm/inches)	Displacement (cm³)	Power output (kW/hp)	Power consumption (kW)	Rated voltage (V)	Weight (kg)	Weight-to-power ratio (kg/kW)	Sound pressure level ^② (dB(A))	Sound power level ^③ (dB(A))	Vibration level left/right ^④ (m/s²)	STIHL engine (2-MIX/4-MIX®)/STIHL cordless power system	Cable length (m)	Saw chain pitch	STIHL Oilomatic saw chain type ^⑤	Total length including cutting attachment (cm)	Lightweight guide bar	Controlled-delivery oil pump	Side-mounted chain tensioning	STIHL Quick Chain Tensioning	Manual fuel pump	Decompression valve	STIHL ElastoStart	STIHL ErgoStart	Air filter system with routing	HD2 filter	STIHL M-Tronic	Tool-free fuel cap	Overload protection	Soft handle	Automatic decompression	STIHL Smart Connector 2 A
CHAINSAW WITH CARBIDE SAW CHAIN																															
MS 211 C-BE	1139 200 0251 1139 200 0252	35/14 40/16	35.2	1.7/2.3	-	4.6 ^⑥	2.5	100	113	3.5/3.5	2-MIX	-	3/8" P	PD3	-	○	-	-	●	-	-	-	●	●	-	-	●	-	-	-	-
ARBORIST SAWS																															
MSA 161 T	7009 200 0082 7009 200 0081	25/10 30/12	-	1.0 ^⑦ /-	1.25	36	2.1 ^⑧ /2.5 ^⑧	-	83	94	2.1/2.2	AP System	-	1/4" P	PM3	-	-	-	●	-	-	-	-	-	-	-	●	●	●	-	-
MSA 220 T	7009 200 0098 7009 200 0099	30/12* 35/14*	-	1.7 ^⑦ /-	2.1	36	2.7 ^⑧ /3.3 ^⑧	-	94	104	3.4/3.0	AP System	-	3/8" P	PS3	-	●	●	●	-	-	-	-	-	-	-	●	●	●	-	-
MSA 220 TC-O	7009 200 0096 7009 200 0097	30/12 35/14	-	1.7 ^⑦ /-	2.1	36	2.7 ^⑧ /3.3 ^⑧	-	94	104	3.4/3.0	AP System	-	3/8" P	PS3	-	●	●	●	-	-	-	-	-	-	-	●	●	●	-	-
MS 151 TC-E	1146 200 0072 1146 200 0073	25/10 30/12	23.6	1.1/1.5	-	-	2.6 ^⑥	2.4	96	109	4.9/4.9	2-MIX	-	1/4" P	PM3	-	-	-	●	-	●	-	●	-	-	●	-	-	-	-	-
MS 194 T	7009 200 0085 7009 200 0086	30/12 35/14	31.8	1.4/1.9	-	-	3.3 ^⑥	2.4	100	112	3.6/3.6	2-MIX	-	1/4" P	PM3	-	-	-	●	-	●	-	●	-	-	●	-	-	-	-	-
MS 201 TC-M	7009 200 0083 7009 200 0084	30/12 35/14	35.2	1.8/2.4	-	-	3.7 ^⑥	2.1	100	113	3.5/3.1	2-MIX	-	3/8" P	PS3	-	○	●	●	-	-	●	-	-	●	●	-	-	-	-	-
EMERGENCY SERVICES SAW																															
MS 462 C-M R	1142 200 0025	50/20	72.2	4.4/6.0	-	-	6.5 ^⑥	1.5	108	119	3.3/2.7	2-MIX	-	3/8"	RDR	-	-	●	●	-	-	●	-	●	●	●	●	-	-	-	-
ELECTRIC CHAINSAW																															
MSE 141 C	1208 200 0307	30/12	-	-	1.4	230	3.6 ^⑥	-	90	101	3.3/4.2	-	3.0	3/8" P	PMM3 ^⑨	-	○	-	●	-	-	-	-	-	-	-	-	●	-	-	-
POLE PRUNERS																															
HTA 50	LA02 011 6400	25/10	-	0.57 ^⑦ /-	0.8	36	3.6 ^⑧ /3.9 ^⑧	-	78	94	0.5/1.0	AK System	-	1/4" P	PM3	280	-	-	●	-	-	-	-	-	-	-	●	-	-	-	-
HTA 50 with 2 x AK 20 and AL 101	LA02 200 0012	25/10	-	0.57 ^⑦ /-	0.8	36	4.8 ^⑧ /5.1 ^⑧	-	78	94	0.5/1.0	AK System	-	1/4" P	PM3	280	-	-	●	-	-	-	-	-	-	-	●	-	-	-	-
HTA 66	LA03 200 0004	25/10	-	0.74 ^⑦ /-	1.05	36	3.3 ^⑧ /3.6 ^⑧	-	78	93	1.0/1.0	AP System	-	1/4" P	PM3	240	-	-	●	-	-	-	-	-	-	-	●	●	●	-	-
HTA 86	LA03 200 0002	30/12	-	0.74 ^⑦ /-	1.05	36	4.6 ^⑧ /5.0 ^⑧	-	77	93	1.0/1.0	AP System	-	1/4" P	PM3	270-390	-	-	●	-	-	-	-	-	-	-	●	●	●	-	-
HTA 135	LA01 200 0000	30/12	-	2.1 ^⑦ /-	1.5	36	6.8 ^⑧ /7.2 ^⑧	-	84	96	4.3/5.1	AP System	-	3/8" P	PMM3	285-405	-	-	●	-	-	-	-	-	-	-	●	●	●	-	○
HT 105	4182 200 0194	30/12	31.4	1.05/1.4	-	-	7.9 ^⑥	-	92	108	5.0/5.5	4-MIX®	-	1/4" P	PM3	270-390	-	-	●	-	●	-	-	-	-	●	-	-	●	-	
HT 135	4182 200 0198	30/12	36.3	1.4/1.9	-	-	7.9 ^⑥	-	92	109	4.3/4.8	4-MIX®	-	1/4" P	PM3	270-390	-	-	●	-	●	-	-	-	-	●	-	-	●	-	

For up to date pricing, please download the STIHL app or visit www.stihl.co.uk

A set is a single box including the tool, battery and charger. The tool with 2 batteries and charger will come in separate boxes.

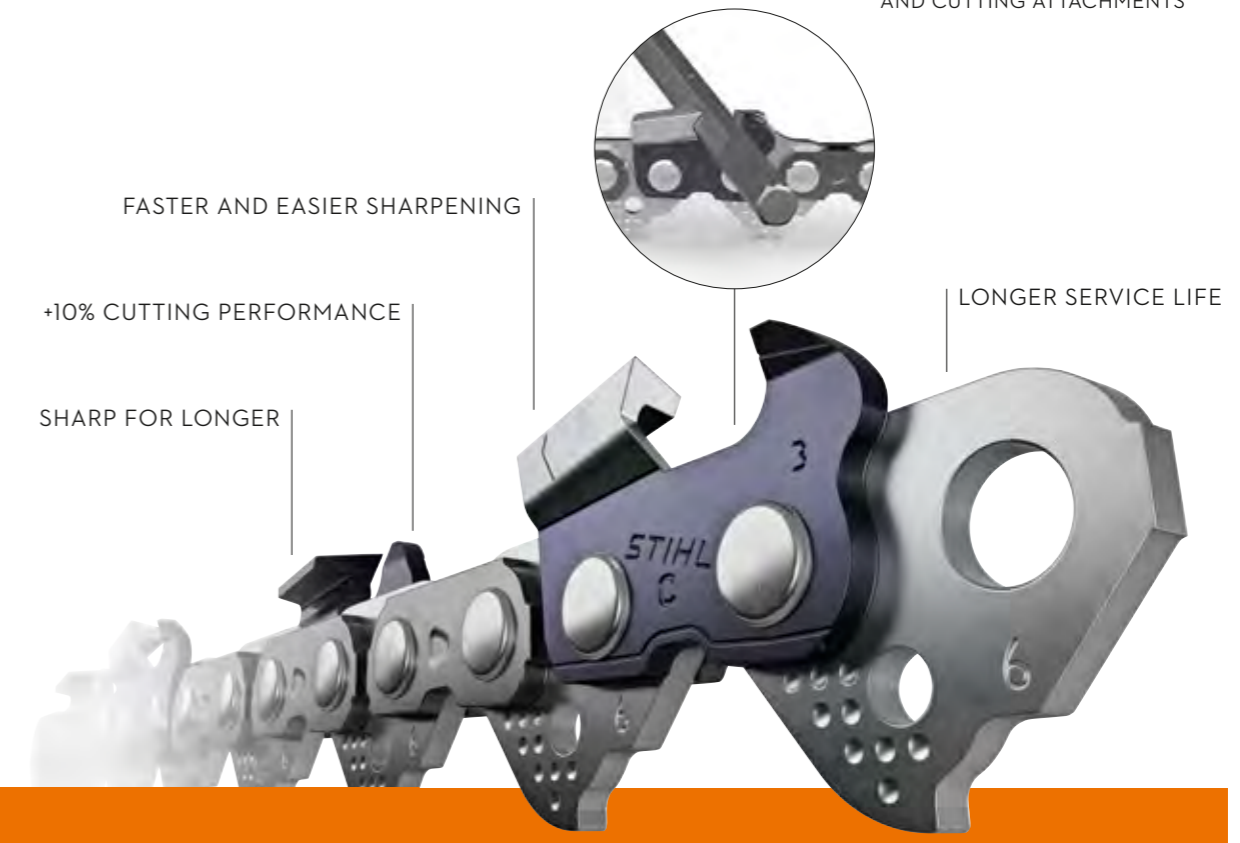
B = STIHL Quick Chain Tensioning
C = Comfort version
E = STIHL ErgoStart
M = STIHL M-Tronic
O = Oil sensor
R = Emergency services saws
T = Top handle

① The actual bar length is shorter than the bar length stated. Other available cutting attachments are detailed from page 110
② K-factor according to Dir. 2006/42/EC = 2.0 dB(A)
③ K-factor according to Dir. 2006/42/EC = 2 m/s²
④ A detailed explanation of the STIHL saw chain types can be found from page 103

⑤ Mechanical output as a comparative value for petrol-driven chainsaws
⑥ Weight excluding battery, guide bar and saw chain
⑦ Weight excluding battery, including guide bar and saw chain
⑧ Weight excluding fuel, guide bar and saw chain
⑨ Weight excluding cable and chain oil, including guide bar and saw chain
⑩ Weight including battery, excluding guide bar and saw chain, excluding charger

⑪ Weight including battery, with guide bar and saw chain, excluding charger
⑫ Weight excluding battery, guide bar and saw chain, including protective foot
⑬ Weight excluding battery, including guide bar and saw chain, including protective foot
⑭ Narrow cutting attachment
* Exterior design of guide bars are subject to change throughout 2023





HEXA SAW CHAIN + HEXA FILE

THE PROFESSIONAL CUTTING SYSTEM EXCLUSIVE TO STIHL

Consisting of the Hexa saw chain and Hexa file, the patented Rapid Hexa cutting system sets new standards for chain performance, service life and ease of sharpening. Designed with professionals in mind, Hexa is available in 1.6mm $\frac{3}{8}$ " pitch and is compatible with all professional petrol models from the MS 362 - MS 661. The profile and geometry of the cutting teeth and file are perfectly coordinated to each other, enabling straightforward and rapid sharpening with an almost perfect result. Compared with other saw chains such as the $\frac{3}{8}$ " RS, Hexa chains need re-sharpening much less frequently due to a more stable cutting edge, resulting in a longer service life and reduced downtime. Try the STIHL Hexa cutting system today and see for yourself!



Video instructions on how to sharpen the Hexa saw chain are available at: stihl.com/hexa

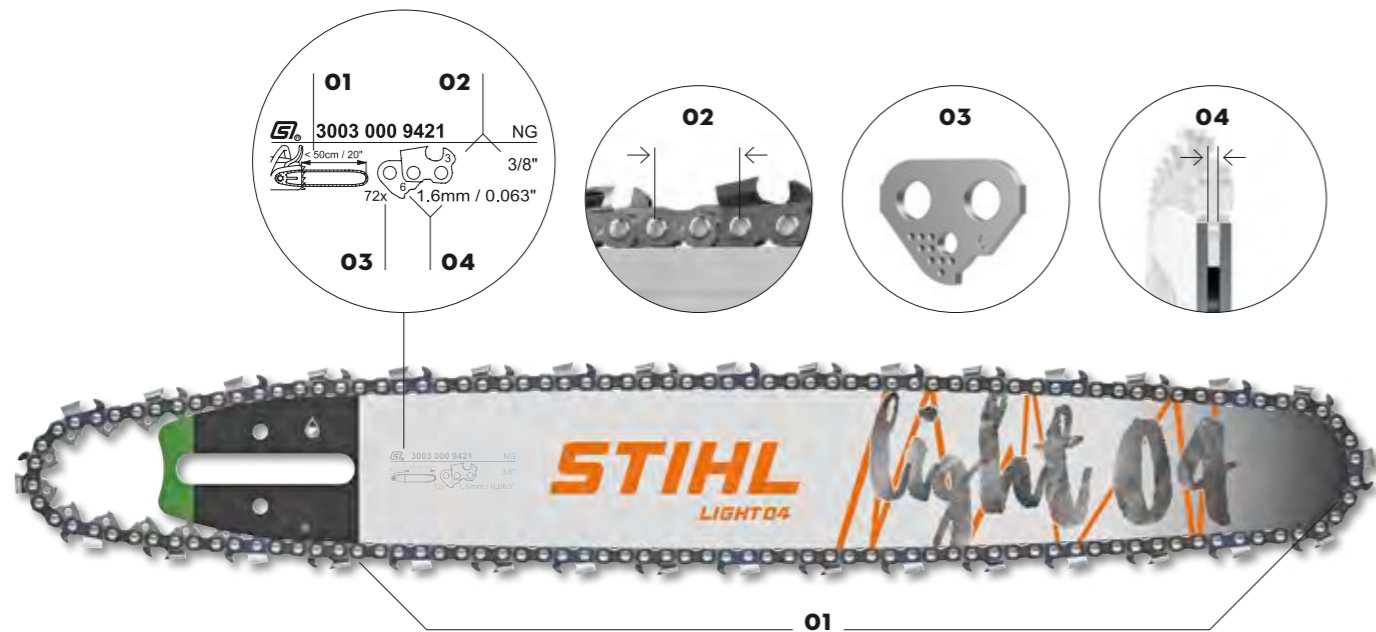
MAXIMUM CUTTING PERFORMANCE. MADE BY STIHL.

Felling, delimiting, thinning out, processing; whatever you plan to use your chainsaw or pole pruner for, you'll be well equipped for any task with the wide range of STIHL saw chains and guide bars.

- ✓ **+10% CUTTING PERFORMANCE**
 Due to the narrower kerf, Rapid Hexa saw chain gives a 10% improvement in cutting performance compared with Rapid Super saw chain - for maximum output during felling work.
- ✓ **QUICKER AND EASIER SHARPENING**
 The optimum fit of the Hexa cutting tooth and Hexa file also makes sharpening much quicker and easier than with a round file. The ideal sharpening angles are achieved every time the chain is sharpened.
- ✓ **SHARP FOR LONGER**
 The hexagonal file sits perfectly in the profile of the cutting tooth, meaning it's easier to achieve a high quality finish that stays sharper for longer.
- ✓ **LONGER SERVICE LIFE**
 As Rapid Hexa saw chain needs sharpening less often, its service life is longer as a result.

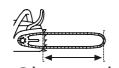


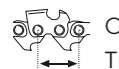
CUTTING ATTACHMENTS IN DETAIL





FINDING THE RIGHT SAW CHAIN FOR YOU

To find the right saw chain for your intended purpose, and to ensure that the chainsaw, bar and chain fit together, you need some information. The service field on the bar will provide you with the following four values:

01  **BAR LENGTH**
Choose the right bar length depending on your intended use.

02  **CHAIN PITCH**
The chain pitch specifies the determined distance between the rivets. The pitches of the chain, bar and chainsaw must be coordinated with one another.

03  **NUMBER OF DRIVE LINKS**
The number of drive links determines the length of the chain. Only the drive links are counted here, the blade teeth are not included.

04  **GROOVE WIDTH / DRIVE LINK THICKNESS**
The chain is guided around the bar by means of the drive links. The groove width of the guide bar must match the drive link thickness.

Select the right chain type for your intended use. The chain type is determined by the shape of the blade tooth. The following chain types are available:



Detailed information is available from page 103.

You can use the available information to determine the 11-digit order number for your preferred saw chain:

A 4-DIGIT PART ORDER NUMBER
Depending on the chain type, chain pitch and groove width/drive link thickness. These can be found from page 103.

B + 000

C + 00 + required number of drive links
The number of drive links required depends on the bar length and can be found on the bar or on page 112. The number of drive links determines the length of the chain. If the number of drive links goes into triple digits, the second zero should not be used. This results in an 11-digit order number.

3670 000 0056

A | B | C

SAW CHAINS

- Swiss precision from our STIHL factory in Wil, Switzerland
- Outstanding cutting performance and operational reliability
- Galvanised teeth made from special steel and hardened rivets
- Perfectly matched to the guide bar and chainsaw

MICRO SAW CHAINS

- ✓ GOOD CUTTING PERFORMANCE
- ✓ IDEAL FOR CUTTING FIREWOOD
- ✓ EASY TO SHARPEN CORRECTLY

SUPER SAW CHAINS

- ✓ EXCELLENT CUTTING PERFORMANCE
- ✓ SUITED TO PROFESSIONAL USE
- ✓ LONG LASTING

HEXA SAW CHAINS

- ✓ AN IMPROVEMENT OF UP TO 10% IN CUTTING PERFORMANCE COMPARED TO 3/8" RS
- ✓ EASY TO SHARPEN
- ✓ STAYS SHARP FOR LONGER

DURO 3 SAW CHAINS

- ✓ LOW KICKBACK AND LOW VIBRATION THANKS TO HUMPED DRIVE LINKS (3)
- ✓ FOR VERY DEMANDING APPLICATIONS
- ✓ STAYS SHARP UP TO 10X LONGER THAN CONVENTIONAL SAW CHAINS

MICRO

Micro saw chains are reliable and comfortable to use. The half-chiselled tooth chain offers a high-quality cut with minimum vibration, and can be easily sharpened. This means it is a good choice for occasional users and agricultural applications.

PICCO MICRO MINI 3 (PMM3) SAW CHAIN



Excellent value, low-vibration saw chain. Robust, resilient, low kickback, high cutting performance thanks to its very narrow kerf. Features on chainsaws such as MS 170, MS 171 and MSE 141.

	1/4" P	1/4"	3/8" P▲	3/8" P	.325"	3/8"	.404"
1.1 mm (0.43")	-	-	3610	-	-	-	-

PICCO MICRO 3 (PM3) SAW CHAIN



A STIHL exclusive: 3/8" Picco Micro 3 (PM3) saw chain, specially designed for light and compact chainsaws. Low kickback, low vibration, high cutting quality, highly convenient to use. 1/4" variant in a very flat and narrow design, small chain pitch, ideal for pole pruners and saws with low output, drive link thickness 1.1 and 1.3 mm. The 1.1 mm thickness is used on machines such as GTA 26, some domestic cordless chainsaws and our lighter arborist chainsaws. 1.3 mm thickness chains are fitted to models such as MS 180, MS 181, MS 211 and MS 231.

	1/4" P	1/4"	3/8" P▲	3/8" P	.325"	3/8"	.404"
1.1 mm (0.43")	3670	-	-	-	-	-	-
1.3 mm (0.50")	-	-	-	3636	-	-	-

RAPID MICRO SPECIAL (RMS) CARVING CHAIN



Ideal for wood carvers and arborists. Low vibration, very good cutting performance, shortened cutter top plate means it is not necessary to apply pressure when piercing, capable of a noticeably better plunge cutting speed compared to conventional 1/4" saw chains.

	1/4" P	1/4"	3/8" P▲	3/8" P	.325"	3/8"	.404"
1.3 mm (0.50")	-	3661	-	-	-	-	-

RAPID MICRO (RM) SAW CHAIN



Comfort saw chain. Low vibration, smooth cutting characteristics, low chatter, efficient cutting performance. With 1.6 mm drive link thickness, RM saw chain is fitted to saws such as MS 251 and MS 291 in .325" version, whilst MS 391 uses 3/8" version.

	1/4" P	1/4"	3/8" P▲	3/8" P	.325"	3/8"	.404"
1.3 mm (0.50")	-	3660	-	-	3684	3650 [Ⓞ]	-
1.5 mm (0.58") [Ⓞ]	-	-	-	-	3685 [Ⓞ]	3651 [Ⓞ]	-
1.6 mm (0.63")	-	-	-	-	3686	3652	3668

RAPID MICRO 3 (RM3) SAW CHAIN



A low kickback version of the RM saw chain with humped drive links. A comfort saw chain with low vibration, soft-cutting characteristics, low chatter and efficient cutting performance. The MS 271 uses the 3695 RM3 PRO saw chain.

	1/4" P	1/4"	3/8" P▲	3/8" P	.325"	3/8"	.404"
1.3 mm (0.50")	-	-	-	-	3687	3695 [Ⓞ]	-
1.6 mm (0.63")	-	-	-	-	3689	3664	-

SUPER

Super saw chains feature the highest cutting performance of all STIHL saw chains. This is achieved through the full-chisel tooth and low cutting resistance, making Super saw chains ideal for professional forestry and harvesting wood.

PICCO SUPER (PS) SAW CHAIN



Apart from the 3/8" PS3 chain, it's the only Picco full chisel tooth chain on the market. Ideal for professional forestry. Excellent biting characteristics, low vibration, very quiet operation, high piercing and cutting performance, very clean cutting surface.

	1/4" P	1/4"	3/8" P▲	3/8" P	.325"	3/8"	.404"
1.3 mm (0.50")	-	-	-	3617	-	-	-

PICCO SUPER 3 (PS3) SAW CHAIN



The world's first ever 3/8" low-profile full chisel tooth chain. Low feed forces make this the ideal saw chain for arborists. Excellent biting characteristics, low kickback, low vibration, very quiet operation, high cutting performance, very clean cutting surface. Fitted to the MS 201 C-M, MS 201 TC-M and MSA 220.

	1/4" P	1/4"	3/8" P▲	3/8" P	.325"	3/8"	.404"
1.3 mm (0.50")	-	-	-	3616	-	-	-

NEW PICCO SUPER 3 PRO



New PS3 Pro chain with narrow kerf offers a cutting performance of up to 20% compared to PS3 chain.

	1/4" P	1/4"	3/8" P▲	3/8" P	.325"	3/8"	.404"
1.1 mm (0.43")	-	-	-	3699	-	-	-

RAPID SUPER PRO (RS PRO) SAW CHAIN



High-performance saw chain in the .325" chain pitch and 1.3 mm drive link thickness is suitable for felling, delimiting, sawing firewood, and maintaining young stands. Its narrower saw kerf enables the .325" Pro to achieve up to 20% better cutting performance in comparison with the previous .325" saw chains in this drive link thickness. Fitted to MS 261 C-M and MSA 300 14", 16", 18" with Light O4 bar.

	1/4" P	1/4"	3/8" P▲	3/8" P	.325"	3/8"	.404"
1.3 mm (0.50")	-	-	-	-	3690	-	-

RAPID SUPER (RS) SAW CHAIN



High performance saw chain for professional applications. Low vibration levels, smooth cutting behaviour, low chatter and extremely high cutting and boring performance. In 1.6mm .325" version this is fitted to MS 241 and some older versions of MS 262 C-M (13" and 15"). In 3/8" version this is fitted on MS 362 C-M to MS 661 C-M. In .404" version this is fitted to MS 881.

	1/4" P	1/4"	3/8" P▲	3/8" P	.325"	3/8"	.404"
1.3 mm (0.50")	-	-	-	-	3637 [Ⓞ]	3623 [Ⓞ]	-
1.5 mm (0.58") [Ⓞ]	-	-	-	-	3638 [Ⓞ]	3622 [Ⓞ]	-
1.6 mm (0.63")	-	-	-	-	3639 [Ⓞ]	3621 [Ⓞ]	3946 [Ⓞ]

RAPID SUPER 3 (RS3) SAW CHAIN



Low kickback version of RS saw chain with humped drive links. High-performance saw chain with high piercing and cutting performance.

	1/4" P	1/4"	3/8" P▲	3/8" P	.325"	3/8"	.404"
1.3 mm (0.50")	-	-	-	-	-	3624	-
1.6 mm (0.63")	-	-	-	-	-	3626	-

3/8" P▲ PMM3: Picco Micro Mini 3 (narrow cutting attachment)

Ⓞ Chains for saws from other manufacturers
Ⓞ Reel
Ⓞ RM3 PRO

Ⓞ MS 241 and MS 261 C-M (13 & 15")
Ⓞ MS 362 C-M to 661 C-M
Ⓞ MS 881





DURO

Duro saw chains are extremely robust and low-wear. Their carbide plating means that the chains stay sharp for up to ten times longer than traditional chains, and means that a Duro chain is great for cutting dirty wood. The chainsaw that is already equipped with Duro saw chains can be found on page 82.

PICCO DURO 3 (PD3) SAW CHAIN



Carbide-tipped low-profile saw chain. It stays sharp for up to ten times longer than conventional saw chains without resharpening. Extremely robust and durable, low kickback and vibration levels. Fitted to MS 211 C-BE PD3 variant.

	1/4" P	1/4"	3/8" P▲	3/8" P	.325"	3/8"	.404"
1.3 mm (0.50")	-	-	-	3612	-	-	-

Cutting firewood/
grounds maintenance
Agriculture / the
construction industry
and horticulture
Forestry
Tree maintenance

STIHL OILOMATIC SAW CHAINS										
	++	-	-	++	○	-	+	++	+	
PICCO MICRO MINI 3 (PMM3)	++	-	-	++	○	-	+	++	+	Available in 3/8" P▲
PICCO MICRO 3 (PM3)	++	-	-	++	○	-	++	++	++	Available in 1/4" P & 3/8" P
PICCO SUPER (PS)	○	○	++	-	-	-	-	-	-	Available in 3/8" P
PICCO SUPER 3 (PS3)	○	○	++	++	-	-	-	○	-	Available in 3/8" P
PICCO SUPER 3 PRO (PS3 PRO)	○	○	++	++	-	-	-	○	-	Available in 3/8" P
RAPID MICRO SPECIAL (RMS)	-	+	-	+	++	-	-	+	-	Available in 1/4"
RAPID MICRO (RM)	-	++	++	-	-	-	-	-	-	Available in 1/4", .325", 3/8" & .404"
RAPID MICRO 3 (RM3)	○	++	++	-	-	-	-	-	-	Available in .325" & 3/8"
RAPID MICRO 3 PRO (RM3 PRO)	○	++	++	-	-	-	-	-	-	Available in .325"
RAPID SUPER (RS)	○	+	++	-	-	-	-	-	-	Available in .325", 3/8" & .404"
RAPID SUPER PRO (RS PRO)	○	+	++	-	-	-	-	-	-	Available in .325"
RAPID SUPER 3 (RS3)	-	++	++	-	-	-	-	++	-	Available in 3/8"
RAPID HEXA (RH)	-	-	++	-	-	-	-	-	-	Available in 3/8"
PICCO DURO 3 (PD3)	++	++	○	+	-	-	-	++	-	Available in 3/8" P
RAPID DURO 3 (RD3)	++	++	○	++	-	-	-	++	-	Available in .325" & 3/8"
RAPID DURO R (RDR)	-	-	-	-	-	++	-	-	-	Available in 3/8"

○ Suitable + Recommended
- Less suitable ++ Highly recommended

RAPID DURO 3 (RD3) SAW CHAIN



Perfect for gardening and landscaping. Low kickback and vibration levels. Stays sharp up to ten times longer than a standard saw chain without resharpening. Offers excellent cutting performance, even when working under extreme conditions.

	1/4" P	1/4"	3/8" P▲	3/8" P	.325"	3/8"	.404"
1.5 mm (0.58")	-	-	-	-	-	3682	-
1.6 mm (0.63")	-	-	-	-	3667	3683	-

RAPID DURO R (RDR) SAW CHAIN



Special saw chain for the toughest jobs, suitable for use by fire services, emergency services and technical assistance teams (e.g. wood with nails, composite material and bullet-proof glass). Cutting teeth with all-over plating made from impact-resistant carbide plates. Fitted to MS 462 R version.

	1/4" P	1/4"	3/8" P▲	3/8" P	.325"	3/8"	.404"
1.6 mm (0.63")	-	-	-	-	-	3944	-

Chain pitch (inches)

Carving
Emergency services
Cordless chainsaws
Electric chainsaws
Pole pruners



RAPID HEXA

HEXA SAW CHAIN



Hexa saw chains feature a patented tooth design, that leads to 10% better cutting performance compared to RS chain. Easy to sharpen and stays sharper for longer due to the intuitive hexagonal file and improved tooth geometry. Ideal saw chain for professional forestry and harvesting wood.

	1/4" P	1/4"	3/8" P▲	3/8" P	.325"	3/8"	.404"
1.6 mm (0.63")	-	-	-	-	-	3132	-

Order number

HEXA UPGRADE KITS

FOR EASILY RETROFITTING YOUR STIHL CHAINSAW TO THE HEXA CUTTING SYSTEM



Each kit contains:

- 2 x Hexa saw chain
- 1 x Hexa file (5.2 x 200 mm)
- 1 x wooden handle for the Hexa file

Use for

Bar length (cm / inches)⓪

Saw chain pitch

Drive link thickness (mm)

2 x saw chain

HEXA UPGRADE KITS							
UPGRADE KIT	Order number	Compatible saws	Bar length (cm / inches)	Saw chain pitch	Drive link thickness (mm)	2 x saw chain	
UPGRADE KIT 2	3132 007 4700	MS 362, MS 400, MS 462, MS 500i	40 / 16	3/8"	1.6	3132 000 0060	
UPGRADE KIT 3	3132 007 4701	MS 362, MS 400, MS 462, MS 500i	45 / 18	3/8"	1.6	3132 000 0066	
UPGRADE KIT 4	3132 007 4702	MS 362, MS 400, MS 462, MS 500i, MS 661	50 / 20	3/8"	1.6	3132 000 0072	
UPGRADE KIT 5	3132 007 4703	MS 362, MS 400, MS 462, MS 500i, MS 661	63 / 25	3/8"	1.6	3132 000 0084	

HEXA SAW CHAINS

CHAINSAWS AND PRUNERS	Bar length ^⓪ (cm / inches)	Chain pitch (inches)	Drive link thickness / groove width (mm)	Rapid Hexa (RH)	Rollomatic E	Rollomatic ES	Rollomatic ES light	No. of nose sprocket teeth
				Order number	Order number	Order number	Order number	
MS 362, MS 400, MS 462, MS 500i	40 / 16	3/8"	1.6	3132 000 0060	3003 000 5213	-	-	11
	45 / 18	3/8"	1.6	3132 000 0066	3003 000 5217	-	-	11
MS 362, MS 400, MS 462, MS 500i, MS 661	50 / 20	3/8"	1.6	3132 000 0072	3003 000 5221	3003 000 9421	3003 000 2021	11
	63 / 25	3/8"	1.6	3132 000 0084	3003 000 5231	3003 000 9431	3003 000 2031	11
MS 500i, MS 661	71 / 28	3/8"	1.6	3132 000 0091	-	-	3003 000 2038	11
	75 / 30	3/8"	1.6	3132 000 0098	-	3003 000 6041	-	13
MS 661	90 / 36	3/8"	1.6	3132 000 0114	-	3003 000 6053	-	13

⓪ Depending on the type of chainsaw, the stated bar length may not equal the actual bar length



SPECIAL SAW CHAIN APPLICATIONS

You'll always find the right saw chain for your application at STIHL. We offer saw chains that are tailored to specific applications for special areas of use. The guide bars to match are also available from STIHL.



CARVING

Special saw chain for wood carvers. Minimum vibration, very good cutting performance, shortened cutter top plate means it is not necessary to apply pressure when plunging, capable of a noticeably better piercing speed compared to conventional 1/4" saw chains.



Pitch (inches)

Carving, 30 cm / 12"

		SAW CHAIN	GUIDE BAR
MS 151, MSA 60, MSA 70, MSA 120, MSA 140, MSA 160, MSA 200	1/4" P	3670 000 0064	3005 000 3105
MS 170, MS 171, MS 180, MS 181, MS 193, MS 194, MS 201, MS 211, MS 231, MS 241, MS 251	1/4"	3661 000 0064	3005 000 3205



EMERGENCY SERVICES (RDR)

Special saw chain for the toughest jobs, suitable for use by fire services, emergency services and technical assistance teams (e.g. for wood with nails, composite material and bulletproof glass). Blade teeth with all-over plating made from impact-resistant carbide plates.



Pitch (inches)

Rollomatic ES, 50 cm / 20"

		SAW CHAIN	GUIDE BAR
MS 462 C-M R	3/8"	3944 000 0072	3003 002 9421



ALWAYS READY FOR USE WITH THE STIHL CUT KITS

STIHL Cut Kits are model specific sets (see table below), each consisting of two saw chains and one guide bar in a conveniently labelled box. STIHL saw chains and guide bars are synonymous with quality, precision and versatility in a wide range of applications - but like any cutting tool, they are wearing parts and even the best saw chain becomes blunt over time. Guide bars are also prone to wear as guide rails become worn. Be fully ready for work at all times by having a spare guide bar and chains to hand, then sharpen and maintain your cutting attachments at a convenient time for you. This can be done via your local STIHL dealer, or with our wide range of sharpening accessories listed from page 116.



Order number	Use for	Bar length (cm / inches)	Saw chain pitch	Drive link thickness (mm)	STIHL Oilomatic saw chain type	2 x saw chain	1 x guide bar
CUT KIT 1	GTA 26	10 / 4	1/4" P	1.1	PM3	3670 000 0028	3007 003 0101
CUT KIT 2	MS 170, MS 171	30 / 12	3/8" P	1.1	PMM3 [Ⓞ]	3610 000 0044	3005 000 3905
CUT KIT 4	MS 180, MS 181, MS 211, MS 231	35 / 14	3/8" P	1.3	PM3	3636 000 0050	3005 000 4809
CUT KIT 5	MS 181, MS 211, MS 231	40 / 16	3/8" P	1.3	PM3	3636 000 0055	3005 000 4813
CUT KIT 6	MSA 60, MSA 70, MSA 120, MSA 140, MSA 160, MS 151, HTA 66, HTA 86, HT 105, HT 135	30 / 12	1/4" P	1.1	PM3	3670 000 0064	3005 008 3405
CUT KIT 7	MSA 200	35 / 14	1/4" P	1.1	PM3	3670 000 0072	3005 008 3409
CUT KIT 8	MSA 220 [Ⓞ] , MSA 220 T, MS 201, MS 201 T	35 / 14	3/8" P	1.3	PS3	3616 000 0050	3005 000 4809
CUT KIT 10	MS 261, MSA 300	40 / 16	.325"	1.3	RS Pro	3690 000 0067	3003 000 3313

£ For up to date pricing, please download the STIHL app or visit www.stihl.co.uk

Ⓞ These chains may require a new sprocket - check with your STIHL Approved dealer for more information
Ⓞ Narrow cutting attachment

Ⓞ Cut kit 8 contains cutting attachment for MSA 220 with wider saw chain, standard up to end of 2022. The latest 2023 version of MSA 220 comes with thinner gauge saw chain for faster cutting performance which is not yet available as a cut kit.



GUIDE BARS

- Suitable for a range of jobs from harvesting wood and carving, through to cutting firewood
- Constructed from high quality, highly resistant chrome molybdenum steel
- Optimal transfer of engine power to cutting performance
- Rollomatic E guide bars with maintenance-free sprocket nose
- Duromatic E solid bars for demanding tasks involving hard wood

£ For up to date pricing, please download the STIHL app or visit www.stihl.co.uk



LIGHTWEIGHT GUIDE BARS

STIHL consistently focuses on lightweight design, even when it comes to the guide bars. You can choose between the E-Light and ES-Light bars. We offer the right solution, both for small, lightweight saws and for powerful felling saws. The table on the right shows which guide bar is suitable for each type of use. For technical details relating to the guide bars, see from page 448.

STIHL ROLLOMATIC E MINI LIGHT



For easier work with pole pruners or when cutting thin wood. Weight advantage of up to 25% (at a length of 35 cm / 14").

STIHL ROLLOMATIC E LIGHT



Made of three steel plates which have been extensively hollowed out and electrically welded together. The hollow areas are filled with glass fibre-reinforced polyamide. A weight reduction of up to 30% (at a length of 40 cm / 16") compared to conventional bars. Maintenance-free sealed bearings in the sprocket nose.

STIHL ROLLOMATIC ES LIGHT



Stable hollow body with a rigid outer and substructure, made of special wear-resistant steel which has been hollowed out and laser welded together. Angled STIHL Ematic oil hole. 30% lighter than the Rollomatic ES bars, bar nose fully replaceable. Maintenance-free sealed bearings in the sprocket nose.

STIHL LIGHT O4



For professionals in forestry and agriculture as well as in gardening and landscaping. The Light O4 features a special construction that means you benefit from improved balance and less fatigue when sawing. This guide bar's slim contour means it weighs up to 200g less than existing guide bars. The result is easier manoeuvrability during cutting, and agile chainsaw work. Suitable for felling, limbing and tree maintenance work.

STIHL ROLLOMATIC E MINI



Narrow guide bar. For the small-link 3/8" Picco Micro Mini 3 saw chain or the 1/4" Picco Micro 3. Considerable weight savings coupled with improved cutting performance.

STIHL ROLLOMATIC E



Body made of three electrically welded metal plates; the middle plate is extensively hollowed out. Low weight, high stability, available with small and large bar nose. Maintenance free sealed bearings in the sprocket nose.

STIHL ROLLOMATIC ES



For the highest professional demands on high-performance machines. Solid and rigid bar body, bar nose fully replaceable, elliptically shaped, angled oil holes for optimum lubrication. Maintenance-free sealed bearings in the sprocket nose.



GUIDE BAR DESIGN UPDATE

Exterior design of guide bar is subject to change throughout 2023.

STIHL LIGHT P04



For arborists and tree maintenance. The Light P04 guide bar is the updated version of the Rollomatic E Light with a new side graphic.

STIHL DUROMATIC E



Solid bar for chainsaws in the mid to high performance categories. Exceptionally hard-wearing, bar nose is protected by carbide alloy plating, elliptically shaped, angled oil holes for optimum lubrication.

STIHL CARVING E



Three-part carving bar with solid stellite tip. For wood carvers and arborists cutting wood, features a very small radius on the bar nose. Extremely low kickback, light and durable. Marks embossed into the guide bar allow the exact depth of the bar nose to be determined while cutting.



PROFESSIONAL TIP

Sealed bearings in the sprocket nose have lifetime lubrication for longer durability and less maintenance, meaning you save time and money.

NEW - LIMITED EDITION

TIMBERSPORTS® EDITION GUIDE BARS

A must-have for TIMBERSPORTS® fans everywhere. These limited edition Rollomatic E and Light O4 guide bars feature a new, abstract design for 2023. Hurry and order yours today!

Suitable for the following models with a 1.3 mm, 3/8" P chain:
MS 180, MS 181, MS 201, MS 201 T, MS 211, MS 231, MSA 220, MSA 220 T
Guide bar Rollomatic E 35 cm / 14"
Order number 3005 829 4809

Suitable for the following models with a Rapid Super Pro, 1.3 mm, .325" chain:
MS 261, MSA 300
Guide bar Light O4 40 cm / 16"
Order number 3003 829 3313

£ For up to date pricing, please download the STIHL app or visit www.stihl.co.uk



	Bar length ^① (cm / inches)	Chain pitch (inches)	Drive link thickness / groove width (mm)	Picco Micro Mini 3 (PMM3) Order number	Picco Micro 3 (PM3) Order number	Picco Super 3 (PS3) Order number	Rapid Micro (RM) Order number	Rapid Super (RS) for MS 261 (13" & 15") Rapid Super PRO (RS PRO) for MS 261 (14", 16" & 18") Order number	Picco Duro 3 (PD3) Order number	Light (GTA 26) Rollomatic E Mini Order number	Rollomatic E Order number	Rollomatic ES Order number	No. of nose sprocket teeth	Rollomatic ES light for MS 661 Duromatic E for MS 881 Light O4 for MS 261 / MS 271 MSA 300 Order number
CHAINSAWS AND PRUNERS														
SAW CHAINS														
CUTTING ATTACHMENTS FOR CUTTING FIREWOOD AND PROPERTY MAINTENANCE														
GTA 26	10/4	1/4 P	1.1	-	3670 000 0028	-	-	-	-	3007 003 0101	-	-	-	-
MS 170, MS 171	30/12	3/8 P▲	1.1	3610 000 0044	-	-	-	-	-	3005 000 3905	-	-	7	-
MS 171	35/14	3/8 P▲	1.1	3610 000 0050	-	-	-	-	-	3005 008 3909	-	-	7	-
MS 181	30/12	3/8 P	1.3	-	3636 000 0044	-	-	-	-	-	3005 000 4805	-	9	-
MS 180, MS 181, MS 211, MS 231^②	35/14	3/8 P	1.3	-	3636 000 0050	-	-	-	3612 000 0050	-	3005 000 4809	-	9	-
	40/16	3/8 P	1.3	-	3636 000 0055	-	-	-	3612 000 0055	-	3005 000 4813	-	9	-
MS 251^③	35/14	.325	1.6	-	-	-	3686 000 0056	-	-	-	3005 000 4709	-	11	-
	40/16	.325	1.6	-	-	-	3686 000 0062	-	-	-	3005 000 4713	-	11	-
	45/18	.325	1.6	-	-	-	3686 000 0068	-	-	-	3005 008 4717	-	11	-
CUTTING ATTACHMENTS FOR AGRICULTURE AND HORTICULTURE														
MS 271	35/14	.325	1.3	-	-	-	3695 000 0060 ^④	-	-	-	-	-	10	3003 000 3309 ^⑤
	40/16	.325	1.3	-	-	-	3695 000 0067 ^④	-	-	-	-	-	10	3003 000 3313 ^⑤
	45/18	.325	1.3	-	-	-	3695 000 0074 ^④	-	-	-	-	-	10	3003 008 3317 ^⑤
MS 291	40/16	.325	1.6	-	-	-	3686 000 0067	-	-	-	3003 008 6813	-	11	-
	45/18	.325	1.6	-	-	-	3686 000 0074	-	-	-	3003 008 6817	-	11	-
MS 391	40/16	3/8	1.6	-	-	-	3652 000 0060	-	-	-	3003 000 7713	-	10	-
	45/18	3/8	1.6	-	-	-	3652 000 0066	-	-	-	3003 008 7717	-	10	-
	50/20	3/8	1.6	-	-	-	3652 000 0072	-	-	-	3003 008 7721	-	10	-
CUTTING ATTACHMENTS FOR FORESTRY WORK														
MS 151	25/10	1/4 P	1.1	-	3670 000 0056	-	-	-	-	3005 008 3403	-	-	8	-
	30/12	1/4 P	1.1	-	3670 000 0064	-	-	-	-	3005 008 3405	-	-	8	-
MS 201	30/12	3/8 P	1.3	-	-	3616 000 0044	-	-	-	-	3005 000 4805	-	9	-
	35/14	3/8 P	1.3	-	-	3616 000 0050	-	-	-	-	3005 000 4809	-	9	-
MS 241	35/14	.325	1.6	-	-	-	-	3639 000 0056	-	-	3005 000 4709	-	11	-
	40/16	.325	1.6	-	-	-	-	3639 000 0062	-	-	3005 000 4713	-	11	-
	45/18	.325	1.6	-	-	-	-	3639 000 0068	-	-	3005 008 4717	-	11	-
MS 261, MSA 300^⑥	32/13	.325	1.6	-	-	-	-	3639 000 0056 ^④	-	-	3003 000 5306	-	11	-
	37/15	.325	1.6	-	-	-	-	3639 000 0062 ^④	-	-	3003 008 6811	-	11	-
	35/14	.325	1.3	-	-	-	-	3690 000 0060 ^④	-	-	-	-	10	3003 000 3309 ^⑤
	40/16	.325	1.3	-	-	-	-	3690 000 0067 ^④	-	-	-	-	10	3003 000 3313 ^⑤
	45/18	.325	1.3	-	-	-	-	3690 000 0074 ^④	-	-	-	-	10	3003 008 3317 ^⑤
MS 362, MS 400	40/16	3/8	1.6	-	-	-	-	3621 000 0060	-	-	3003 000 5213	-	11	-
	45/18	3/8	1.6	-	-	-	-	3621 000 0066	-	-	3003 000 5217	-	11	-
	50/20	3/8	1.6	-	-	-	-	3621 000 0072	-	-	3003 000 5221	3003 000 2021	11	-
MS 462, MS 500i	45/18	3/8	1.6	-	-	-	3621 000 0066	-	-	3003 000 5217	-	11	-	
MS 462 MS 500i, MS 661	50/20	3/8	1.6	-	-	-	-	3621 000 0072	-	-	3003 000 5221	3003 000 9421	11	3003 000 2021 ^⑦
	63/25	3/8	1.6	-	-	-	-	3621 000 0084	-	-	3003 000 5231	3003 000 9431	11	3003 000 2031 ^⑦
MS 500i, MS 661	71/28	3/8	1.6	-	-	-	-	3621 000 0091	-	-	-	-	11	3003 000 2038
	75/30	3/8	1.6	-	-	-	-	3621 000 0098	-	-	-	3003 000 6041	13	-
MS 661	90/36	3/8	1.6	-	-	-	-	3621 000 0114	-	-	-	3003 000 6053	13	-
MS 881	75/30	.404	1.6	-	-	-	-	3946 000 0091 ^⑧	-	-	-	3002 000 9741	12	-
	90/36	.404	1.6	-	-	-	-	3946 000 0108 ^⑧	-	-	-	3002 000 9753	12	-
	105/41	.404	1.6	-	-	-	-	3946 000 0123 ^⑧	-	-	-	-	-	3002 000 8058
	120/48	.404	1.6	-	-	-	-	3946 000 0138 ^⑧	-	-	-	-	-	3002 000 8064 ^⑧

For up to date pricing, please download the STIHL app or visit www.stihl.co.uk

3/8" P▲ PMM3: Picco Micro Mini 3 (narrow cutting attachment)

① Depending on the type of chainsaw, the stated bar length may not equal the actual bar length
 ② An extra drive link must be used on MS 231 and MS 251 (35 cm and 40 cm bar length) models with Quick Chain Tensioning and seven-tooth sprocket

③ Applies to seven-tooth sprocket; extra drive link for eight-tooth sprockets
 ④ Rollomatic ES light
 ⑤ Duromatic E (MS 881)
 ⑥ Rapid Super (RS) for MS 261 (13" & 15") older version

⑦ Rapid Super Pro (RS Pro) for MS 261, MSA 300 (14", 16" & 18")
 ⑧ Light O4 chainsaw bar
 ⑨ Rapid Micro Pro (RM3) for MS 271 (14", 16", 18")
 ⑩ MSA 300 not available in 13" and 15" versions

Exterior design of guide bars are subject to change throughout 2023



	Bar length [Ⓞ] (cm/inches)	Chain pitch (inches)	Drive link thickness/groove width (mm)	Picco Micro Mini 3 (PMM3) Order number	Picco Micro 3 (PM3) Order number	Picco Super 3 (PS3) Order number	NEW Picco Super 3 PRO Order number	Rapid Micro Special (RMS) Order number	Rapid Duro R (RDR) Order number	Carving Order number	Rollomatic E Mini / Light O1 Order number	Rollomatic E Order number	Rollomatic ES Order number	Light P04 Light O4 for MSA 220 Order number	No. of nose sprocket teeth
CHAINSAWS															
SAW CHAINS															
CUTTING ATTACHMENTS FOR TREE MAINTENANCE															
MS 151 T	25 / 10	¼ P	1.1	-	3670 000 0056	-	-	-	-	-	3005 008 3403	-	-	-	8
MSA 161 T	25 / 10	¼ P	1.1	-	3670 000 0057	-	-	-	-	-	3005 008 3403	-	-	-	8
	30 / 12	¼ P	1.1	-	3670 000 0065	-	-	-	-	-	3005 008 3405	-	-	-	8
MS 194 T	30 / 12	¼ P	1.1	-	3670 000 0064	-	-	-	-	-	3005 008 3405	-	-	-	8
	35 / 14	¼ P	1.1	-	3670 000 0072	-	-	-	-	-	3005 008 3409	-	-	-	7
MS 201 T	30 / 12	⅜ P	1.3	-	-	3616 000 0044	-	-	-	-	-	3005 000 4805	-	-	9
	35 / 14	⅜ P	1.3	-	-	3616 000 0050	-	-	-	-	-	3005 000 4809	-	-	9
MS 201 T (CARVING OPTION)	30 / 12	¼	1.3	-	-	-	-	3661 000 0064	-	3005 000 3205	-	-	-	-	-
MSA 220 T	35 / 14	⅜ P	1.3	-	-	3616 000 0050	-	-	-	-	-	3005 000 4809	-	-	-
MSA 220 TC-O	35 / 14	⅜ P	1.3	-	-	3616 000 0050	-	-	-	-	-	-	-	3005 000 7409	-
CUTTING ATTACHMENTS FOR CARVING															
MS 151, MSA 160, MSA 200	30 / 12	¼ P	1.1	-	3670 000 0064	-	-	-	-	3005 000 3105	-	-	-	-	-
MS 170, MS 171, MS 181, MS 201, MS 211, MSE 170	30 / 12	¼	1.3	-	-	-	-	3661 000 0064	-	3005 000 3205	-	-	-	-	-
CUTTING ATTACHMENTS FOR EMERGENCY SERVICES															
MS 462 R	50 / 20	⅜	1.6	-	-	-	-	-	3944 000 0072	-	-	-	3003 002 9421	-	11
CUTTING ATTACHMENTS FOR ELECTRIC CHAINSAWS															
MSE 141	30 / 12	⅜ P▲	1.1	3610 000 0044	-	-	-	-	-	-	3005 000 3905	-	-	-	7
CUTTING ATTACHMENTS FOR CORDLESS CHAINSAWS															
MSA 60, MSA 70, MSA 120, MSA 140, MSA 160	30 / 12	¼ P	1.1	-	3670 000 0064	-	-	-	-	-	3005 008 3405	-	-	-	8
MSA 200	35 / 14	¼ P	1.1	-	3670 000 0072	-	-	-	-	-	3005 008 3409	-	-	-	8
MSA 220	35 / 14	⅜ P	1.1	-	-	-	3699 000 0050	-	-	-	-	-	-	3005 000 4409	9
CUTTING ATTACHMENTS FOR POLE PRUNERS															
HTA 50	25 / 10	¼ P	1.1	-	3670 000 0056	-	-	-	-	-	3005 000 7605	-	-	-	8
HTA 66, HTA 86, HT 103, HT 105, HT 133, HT 135	30 / 12	¼ P	1.1	-	3670 000 0064	-	-	-	-	-	3005 008 3405	-	-	-	8
HTA 135	30 / 12	⅜ P▲	1.1	3610 000 0044	-	-	-	-	-	-	3005 000 3905	-	-	-	7

	Chain	Pitch	Drive link thickness (inch)	Order number
CHAIN REELS (100FT REELS)				
PICCO MICRO	PMM3	⅜ P	.043	3610 000 1640
	PM3	⅜ P	.050	3636 000 1640
	RMS	¼"	.050	3661 000 2400
RAPID MICRO		¼"	.050	3660 000 2400
		.404"	.063	3668 000 1480
	RM	.325"	.050	3684 000 1840
		.325"	.058	3685 000 1840
		.325"	.063	3686 000 1840

	Chain	Pitch	Drive link thickness (inch)	Order number
CHAIN REELS (100 FT REELS)				
RAPID MICRO		⅜	.050	3650 000 1640
	RM	⅜	.058	3651 000 1640
		⅜	.063	3652 000 1640
	RM3	.325"	.050	3687 000 1840
		.325"	.063	3689 000 1840
RAPID SUPER	RS	.404"	.063	3946 000 1480
		.325"	.050	3637 000 1840

	Chain	Pitch	Drive link thickness (inch)	Order number
CHAIN REELS (100FT REELS)				
RAPID SUPER		.325"	.058	3638 000 1840
		.325"	.063	3639 000 1840
	RS	⅜	.050	3623 000 1640
		⅜	.058	3622 000 1640
		⅜	.063	3621 000 1640
		RS3	⅜	.063
RAPID HEXA	RH	⅜	.063	3132 000 1640

	Chain	Pitch	Drive link thickness (inch)	Order number
CHAIN REELS (50FT REELS)				
PICCO MICRO	PM3	¼ P	.043	3670 000 1200
PICCO SUPER	PS	⅜ P	.050	3617 000 0820
	PS3	⅜ P	.050	3616 000 0820
PICCO MICRO MINI	PMM3	⅜	.043	3610 000 0820
	RS	⅜	.058	3622 000 0820
RAPID SUPER	PM3	⅜	.050	3636 000 0410
	RS	.325"	.058	3638 000 0920
	RS	.325"	.063	3639 000 0920
NEW RAPID MICRO HARVESTER SPECIAL [Ⓞ]	RMHS	.404"	.080	3620 000 0740

For up to date pricing, please download the STIHL app or visit www.stihl.co.uk

3/8" P▲ PMM3: Picco Micro Mini 3 (narrow cutting attachment)

Ⓞ Depending on the type of chainsaw, the stated bar length may not equal the actual bar length

Ⓞ Not for use on chainsaws

Exterior design of guide bars are subject to change throughout 2023



TOOLS FOR MAINTAINING CUTTING ATTACHMENTS

- Special tools for maintenance and upkeep
- For professional chain sharpening with precise results
- STIHL wooden file handles made of certified wood

For up to date pricing, please download the STIHL app or visit www.stihl.co.uk

FILING KITS

Includes file holder with round file, flat file and file gauge in a sturdy case.



1/4" P Order number 5605 007 1000	.325" Order number 5605 007 1028
1/4" and 3/8" P Order number 5605 007 1027	3/8" Order number 5605 007 1029
3/8" Hexa[ⓐ] Order number 5607 007 1000	.404" Order number 5605 007 1030

2-IN-1 EASYFILE



Practical and time-saving tool for quickly sharpening the teeth and depth gauge in a single step. Ideal for all users. For 1/4" P, 3/8" P, .325", 3/8" and .404" saw chains, integrated file tolerance compensation (only from STIHL).

1/4" P Ø 3.2 mm Order number 5605 750 4306	3/8" Ø 5.2 mm (cannot be used with 3/8" Hexa) Order number 5605 750 4305
1/4" and 3/8" P Ø 4.0 mm Order number 5605 750 4303	
.325" Ø 4.8 mm Order number 5605 750 4304	.404" Ø 5.5 mm Order number 0000 750 4300

ACCESSORIES:

Replacement round file

Only for the 2-in-1 file holder for sharpening the saw chain, not to be used for filing by hand, 200 mm long.

1/4" P Ø 3.2 mm Order number 0000 893 6401	
.325" Ø 4.8 mm Order number 5605 772 4802	1/4" and 3/8" P Ø 4.0 mm Order number 5605 772 4002
3/8" Ø 5.2 mm Order number 5605 772 5202	.404" Ø 5.5 mm Order number 5605 772 5506

Replacement flat file

Only for the 2-in-1 file holder, for sharpening the depth gauge.

Order number **0814 252 3001**

FF 1 FILE HOLDER RANGE



Exclusive STIHL file holder guide. For accurate and easy file handling and proper chain sharpening. Ideal supplement to STIHL filing kits, minimal effort required, file not included.


1/4" P Ø 3.2 mm Order number 5614 000 7504	.325" Ø 4.8 mm Order number 5614 000 7501
1/4" and 3/8" P[ⓐ] Ø 4.0 mm Order number 5614 000 7503	3/8" Ø 5.2 mm Order number 5614 000 7500
3/8" P[ⓐ] Ø 4.0 mm Order number 5614 000 7502	.404" Ø 5.5 mm Order number 5614 000 7505

FG 4 ROLLER FILING TOOL



Exclusive STIHL roller filing tool. Ideal for weekly precision sharpening. Compact, minimal effort required, with file tip for adjusting the depth gauge setting, file not included.

1/4" and 3/8" P[ⓐ] Ø 4.0 mm Order number 5612 000 7503	.325" Ø 4.8 mm Order number 5612 000 7501
3/8" P[ⓐ] Ø 4.0 mm Order number 5612 000 7502	3/8" Ø 5.2 mm Order number 5612 000 7500



PROFESSIONAL TIP

With the Rapid Hexa cutting system, the hexagonal file perfectly matches the tooth profile of the saw chain. The ideal sharpening angle is achieved each time the chain is sharpened, and the process is quick and simple. A flat file and depth gauge tool will still be required to file down the depth gauges. Hexa files are not compatible with the 2-in-1 EasyFile.

ⓐ Groove 1.1 mm
ⓑ Groove 1.3 mm
ⓒ Without file handle

DEPTH GAUGES

For manual reworking of the depth gauge, made from hardened steel with special coating. Two settings for hard and soft wood. Both the groove and the bar's oil hole can be cleaned using the hook.



FL1 1/4" P Order number 0000 893 4006	FL4 3/8" and 3/8" Hexa Order number 0000 893 4009
FL2 3/8" P[ⓐ] Order number 0000 893 4007	FL5 .404" Order number 0000 893 4010
FL3 .325" Order number 0000 893 4008	

File gauge for checking side and top-plate cutting angle, tooth length and depth gauge setting, and cleaning the groove and oil hole in the guide bar.



1/4" P Order number 0000 893 4005	1/4", 3/8" P, .325", 3/8" and 3/8" Hexa Order number 1106 893 4000
.404" Order number 1106 893 4000	1106 893 4000

SAW CHAIN ROUND FILES

For STIHL filing kits and file holder (without file handle).

1/4" P Ø 3.2 × 150 mm Order number 5605 771 3206	.404" Ø 5.5 × 200 mm Order number 5605 772 5506
1/4" and 3/8" P Ø 4.0 × 200 mm Order number 5605 772 4006	3/8" Ø 5.2 × 200 mm Order number 5605 772 5206
.325" Ø 4.8 × 200 mm Order number 5605 772 4806	1/64" Ø 4.5 × 200 mm Order number 5605 772 4506

HEXAGON FILE FOR HEXA

For Hexa saw chain (without file handle).

3/8" Hexa Ø 5.2 × 200 mm Order number 5607 772 5201

For up to date pricing, please download the STIHL app or visit www.stihl.co.uk



FILE HANDLES



Wooden handle for all triangular, flat, round and Hexa files from 4.0 to 5.5 mm.

Order number **0811 490 7860**



Plastic handle with filing angles. For round files from 3.2 to 5.5 mm.

Order number **0000 881 4500**



FH 3

Soft handle. For flat files up to 150 mm.

Order number **0000 881 4503**



FH 1

Soft handle with filing angles. For round files from 3.2 to 5.5 mm.

Order number **0000 881 4502**



TRIANGULAR SHARPENING FILE

For FG 2 and FG 3, for reworking the depth gauge and for scratcher-tooth circular saw blades.

Order number **0811 421 8971**

FLAT FILE

For precise reworking of the depth gauge. 150 mm, with case for tidy storage.

Order number **0814 252 3000**



FILE HOLDER WITH ROUND FILES

1/4" P	Ø 3.2 mm	3/8"	Ø 5.2 mm
Order number	5605 750 4300	Order number	5605 750 4329

1/4" and 3/8" P	Ø 4.0 mm	.404"	Ø 5.5 mm
Order number	5605 750 4327	Order number	5605 750 4330

.325"	Ø 4.8 mm
Order number	5605 750 4328



GUIDE BAR LEVELLER

Tool for removing burrs from the guide bar. Ergonomically shaped plastic holder with flat file (100 × 22 mm) made of hardened tool steel.

Order number **5605 773 4400**



ACCESSORIES: FLAT FILE



Order number **5605 773 4200**

CONTROL GAUGE

For measuring the pitch of the chain and sprocket, as well as the thickness of the drive link and groove width of the guide bar.

Order number **0000 893 4105**



For determining the degree of wear on the chain sprockets.

Order number **0000 893 4101**



MAINTENANCE SET FOR CUTTING ATTACHMENTS

Consists of check gauge 0000 893 4105 / 4101 and file gauge 1110 893 4000.

Order number **0000 007 1016**



FILE ANGLE PLATE

Aid for filing the chain. Angle lines (25° / 30°) for aligning the file, two adhesive magnets.

Order number **0000 750 9900**



STORAGE CASE FOR SAW CHAINS

Durable, lightweight plastic box. Two separators, dimensions: 18 × 12 × 4 cm.

Order number **0000 882 5900**



FILING VICES

S 260

Lightweight and convenient design. Easy to drive into the wood and fix the guide bar, includes practical holster.

Order number **0000 881 0402**



L 700

Large, heavy-duty design. Can be easily driven into wood.

Order number **0000 881 0403**



CHAIN BREAKER

For breaking saw chains.

NG 4

Order number **5805 012 7500**



RIVET SPINNER

For riveting saw chains.

NG 5

Order number **5805 012 7510**



RIVET SPINNER / CHAIN BREAKER

Universal tool for riveting and breaking saw chains.

NG 7

Order number **5805 012 7520**



STIHL USG BASIC UNIT

Universal filing tool for all STIHL saw chains and circular saw blades for FS models and hedge trimmer blades. Complete with swivel support for all STIHL Oilomatic saw chains and two shaped grinding wheels. Also suitable for sharpening STIHL Duro saw chains.

Order number **5203 200 0008**



ACCESSORIES USG (NOT PICTURED)

Swivel head for scratcher-tooth saw chains[ⓐ]
Order number **5203 750 1405**

Swivel head for hedge trimmer blade[ⓐ]
Order number **5203 750 1400**

Swivel head for FS circular saw blades[ⓐ]
Order number **5203 750 2800**

Diamond grinding wheel for 3/8" Hexa
Order number **5203 750 7018**

FILING TOOL^{ⓐⓑ}

Precision hand-filing tool made of metal. For workbench mounting, without file handles and file.

FG 2

Order number **5604 000 7501**

ACCESSORIES: SCREW CLAMP

For workbench mounting, set of 2 needed

Order number **5604 890 5800**



FILING TOOL[ⓐ]

Precision hand-filing tool made of metal. For attaching to the guide bar, without file handles and file.

FG 3

Order number **5610 000 7500**





2023 PRICING

For up to date pricing, download the STIHL app from Google Play or the App Store or visit www.stihl.co.uk



A CLEAN CUT FOR THE PERFECT SHAPE.

Petrol hedge trimmers **123**

Cordless shrub shears and
cordless hedge trimmers **125**

Electric hedge trimmers **129**

Accessories and parts for hedge trimmers **130**

Long-reach hedge trimmers and accessories **135**

HEDGE TRIMMERS IN DETAIL



TECHNOLOGY

- 01 STIHL EC ELECTRONICS**
In the AP System, the electronic control unit recognises the load the tool is under and actively adjusts the EC motor. This results in a consistent blade stroke, even while pruning very thick hedges, as well as always achieving the optimum power output.
- 02 STIHL ELECTRIC MOTOR (EC)**
Alongside impressive performance, professional hedge trimmers in the AP System have an EC motor with automatic rotation direction switching. This helps to release any branches that may become jammed in the blades.
- 03 STIHL CONNECTED**
The HSA 130 R and HSA 130 T cordless hedge trimmers have a designated mounting point for the STIHL Smart Connector 2 A, allowing you to collect detailed information on the machines usage.

CONVENIENCE

- 04 ROTATING MULTI-FUNCTION HANDLE**
Whether for side or top cutting, professional hedge trimmers are always comfortable and balanced in operation. It's very easy to adjust the rotating multi-function handle into the most comfortable position for the task at hand.
- 05 INNOVATIVE CUTTER GEOMETRY**
The cutter geometry and durable gear system are designed specifically for trimming (T version) and cutting (R version).
- 06 LOOP HANDLE WITH INNER SWITCH**
Comfortable to hold and designed to be used in variety of positions, helping to save energy during operation, especially when working for longer periods of time.
- 07 SCREW-ON CUT PROTECTION AND TIP PROTECTOR**
Reduces risk of injury to the user and is very simple to replace when worn. It also protects the tip of the hedge trimmer blade from wear, especially when cutting close to walls and the ground.

Please note that not all products include the features presented here. Only the most important features are described on this page. For further explanations and information, see from page 448 or online at stihl.co.uk.



HS 45
27.2 cm³ • 0.75 kW / 1.0 hp • from 4.7 kg[Ⓞ]

Ideal for light maintenance of hedges, shrubs and bushes in the garden. STIHL anti-vibration system, long-life air filter system, STIHL 2-MIX engine and double-sided single-edged blades with integrated cut protection.

Bar length **45 cm / 18"**
Order number **4228 011 2937**

Bar length **60 cm / 24"**
Order number **4228 011 2938**

PETROL HEDGE TRIMMERS

- Powerful, lightweight tools that deliver superb performance
- Ideal for large properties or park / landscape maintenance
- Delivers the perfect cut for thick hedges and ornamental trees

£ For up to date pricing, please download the STIHL app or visit www.stihl.co.uk



HS 46 C-E
21.4 cm³ • 0.65 kW / 0.9 hp • 4.3 kg[Ⓞ]

STIHL ERGOSTART

STIHL's lightest petrol hedge trimmer, ideal for hedge and shrub maintenance. STIHL anti-vibration system, STIHL ErgoStart, long-life air filter system, STIHL 2-MIX engine, master control lever, tool-free fuel cap, double-sided single-edged blades and integrated cut protection.

Bar length **55 cm / 22"**
Order number **4242 011 2927**



HS 56 C-E
21.4 cm³ • 0.65 kW / 0.9 hp • 4.5 kg[Ⓞ]

STIHL ERGOSTART

The perfect tool for trimming thicker hedges in and around the property or estate. STIHL anti-vibration system, STIHL ErgoStart, long-life air filter system, STIHL 2-MIX engine, tool-free fuel cap, double-sided double-edged blades and tip protector.

Bar length **60 cm / 24"**
Order number **4242 011 2947**



£ For up to date pricing, please download the STIHL app or visit www.stihl.co.uk

Ⓞ Weight excluding fuel, fully assembled

C = Comfort version E = STIHL ErgoStart





HS 82 RC-E

22.7 cm³ • 0.7 kW / 1.0 hp • 5.3 kg^①

STIHL ERGOSTART

Heavy duty, professional tool with lower blade speed for more powerful cutting. STIHL ErgoStart for easy starting, STIHL 2-MIX engine, STIHL anti-vibration system, long-life air filter system, double-sided double-edged cutting blades in pruning version, rotating multi-function handle, screwed-on cut and tip protector.

Bar length **60 cm / 24"**
Order number **4237 011 2982**



HS 82 T

22.7 cm³ • 0.7 kW / 1.0 hp • 4.9 kg^①

High speed hedge trimmer for a precise cut. STIHL 2-MIX engine, STIHL anti-vibration system, long-life air filter system, double-sided double-edged cutting blades in trimming version, rotating multi-function handle, screwed-on cut and tip protector.

Bar length **60 cm / 24"**
Order number **4237 011 2985**

HS CARE & CLEAN KIT

For the maintenance and care of STIHL shears, hedge trimmers and long-reach hedge trimmers. For effective cleaning of the cutting attachments and blades.



Standard pack

1 × Superclean, 50 ml
1 × Multi-lube, 40 g

Order number **0782 516 8603**

NEW HS Care & Clean Kit PLUS pack

1 × Superclean, 300 ml
1 × Multi-lube, 80 g

Order number **0782 516 8604**



HS 87 R

22.7 cm³ • 0.7 kW / 1.0 hp • 5.5 kg^①

Heavy duty hedge trimmer with single-sided double-edged cutting blades in pruning version. STIHL 2-MIX engine, STIHL anti-vibration system, long-life air filter system, screwed-on tip protector, low blade speed for trimming thicker hedges.

Bar length **75 cm / 30"**
Order number **4237 011 2991**



HS 87 T

22.7 cm³ • 0.7 kW / 1.0 hp • 5.2 kg^①

Single-sided double-edged, high speed blades for trimming formal hedges and shrubs. STIHL 2-MIX engine, STIHL anti-vibration system, long-life air filter system, screwed-on tip protector.

Bar length **75 cm / 30"**
Order number **4237 011 2995**



PATENT EP 2031043^②

MOTOMIX FUEL MIXTURE

6

Ready-mixed fuel (1:50) for all STIHL 2-stroke engines. For a full description, see page 355.

1 l
Order number **7009 874 0103**

5 l
Order number **7009 874 0100**

NEW 20 l
Order number **7009 874 0104**

55 l
Order number **7009 871 0347**

200 l
Order number **7009 871 0348**

£ For up to date pricing, please download the STIHL app or visit www.stihl.co.uk

C = Comfort version R = Pruning
E = STIHL ErgoStart T = Trimming

① Weight excluding fuel, fully assembled
② Weight excluding battery, but including shrub cutter
③ Weight including battery
④ Explanation of symbols on page 448

⑤ Patented in several European countries
⑥ Explanation of quality marks on page 455



HSA 26

10.8 V • 0.8 kg^②

Cordless shears with shrub and grass trimmer attachments. Shrub trimmer with optimised STIHL cutter geometry for an excellent cutting experience when trimming and maintaining small evergreen hedges and small-leaved ornamental trees up to 8mm branch thickness. Grass trimmer attachment for edging around smaller lawns, patios and flower beds. Comfortable, rubberised handle, rapid, tool-free blade change, and battery charge-level indicator so you can keep an eye on the remaining battery capacity at all times. The AS 2 battery works exclusively with the products in the AS System and is not compatible with the HSA 25. **Working time with AS 2 battery is up to 110 minutes.**

Included in the set:

- 1 × AS 2 Lithium-Ion battery, 28 Wh, 10.8 V
- 1 × AL 1 standard charger
- 1 × shrub cutter, cutting length 20 cm / 8", including blade scabbard
- 1 × grass trimmer, cutting width 12 cm / 5", including blade scabbard
- 1 × black / orange carry bag with eyelets for wall-mounting

NEW HSA 26 tool only:

Excluding battery, charger and carry bag, including shrub cutter and grass trimmer
Bar length **20 cm / 8"**
Order number **HA03 011 3500**

Set HSA 26 with AS 2 and AL 1

Bar length **20 cm / 8"**
Order number **HA03 011 3513**



HSA 45

18 V • 2.3 kg^②

A very light cordless hedge trimmer with good cutting performance, for trimming shrubs and hedges in your home's outdoor spaces. Single-sided cutting blade with 24 mm tooth spacing, integrated cut protection, screw-on tip protector, integrated Lithium-Ion battery (36 Wh) with charge-level indicator. Battery charging time: 145 min / 210 min (80% / 100%). **Working time with integrated battery is up to 40 minutes.**

Bar length **50 cm / 20"**
Order number **4511 011 3505**

£ For up to date pricing, please download the STIHL app or visit www.stihl.co.uk

CORDLESS SHRUB SHEARS AND CORDLESS HEDGE TRIMMERS

- For domestic users and professionals
- For hedge trimming in noise-sensitive residential areas and in hospital gardens, cemeteries, schools, etc.
- Easy and comfortable to use
- Excellent cutting performance

£ For up to date pricing, please download the STIHL app or visit www.stihl.co.uk



HEDGE CARE MADE EASY. WITH NEW CORDLESS POWER.



NEW
HSA 50
36 V • 2.9 kg^①



Lightweight and quiet cordless hedge trimmer for trimming bushes, shrubs, and medium-sized hedges. Laser-cut, diamond-ground and hardened blades, blade geometry in a patented teardrop shape^② for perfect cuts and a healthy hedge. Comfortable and effortless work due to optimum power tool balance, ergonomically shaped control handle, loop handle with inner switch, and low weight. Screw-on blade tip protector to prevent wear when working near the ground or along walls. **Working time with recommended AK 10 battery is up to 50 minutes.**

HSA 50 excluding battery and charger
Bar length **50 cm / 20"**
Order number **4521 011 3530**

Set HSA 50 with AK 10 and AL 101
Bar length **50 cm / 20"**
Order number **4521 011 3543**

Set HSA 50 with 2 x AK 10 and AL 101
Bar length **50 cm / 20"**
Order number **4521 200 0020**



WHILE STOCKS LAST!
HSA 56
36 V • 2.9 kg^①



Lightweight cordless hedge trimmer with high cutting performance for trimming bushes and hedges in your garden. Double-sided trimming blade with 30 mm tooth spacing, integrated cut protection in a droplet shape to help guide hedge material towards cutters, screw-on blade tip protector. **Working time with recommended AK 10 battery is up to 50 minutes.**

HSA 56 excluding battery and charger
Bar length **45 cm / 18"**
Order number **4521 011 3500**

Set HSA 56 with AK 10 and AL 101
Bar length **45 cm / 18"**
Order number **4521 011 3513**

HSA 56 with 2 x AK 10 and AL 101
Bar length **45 cm / 18"**
Order number **4521 200 0011**



NEW
HSA 60
36 V • 3.5 kg^①



Cordless hedge trimmer with very powerful cutting performance for demanding applications, such as trimming bushes and tall hedges. Laser-cut, diamond-ground and hardened blades, blade geometry in a patented teardrop shape^② for perfect cuts and a healthy hedge. Effortless and ergonomic working thanks to optimal power tool balance, rotatable multi-function handle, loop handle with inner switch, and STIHL anti-vibration system. Anti-block system for easy change of the cutting blades' rotational direction in the event of blockages. **Working time with recommended AK 10 battery is up to 70 minutes.**

HSA 60 excluding battery and charger
Bar length **60 cm / 24"**
Order number **HA06 011 3500**

Set HSA 60 with AK 10 and AL 101
Bar length **60 cm / 24"**
Order number **HA06 011 3513**

Set HSA 60 with 2 x AK 10 and AL 101
Bar length **60 cm / 24"**
Order number **HA06 200 0000**

ROTATABLE MULTI-FUNCTION HANDLE.

The rotatable multi-function handle means you can work comfortably and precisely when along the side of long hedges - helping you to achieve the perfect cut with your hedge trimmer!

The handle can be rotated into 3 positions across 180°, reducing the strain on your wrist when cutting long hedges and making repeated motions.



ONLY FOR:

- HSA 60
- HSA 100
- HSA 130 R
- HSA 130 T



WHILE STOCKS LAST!
HSA 66
36 V • 3.1 kg^①



Cordless hedge trimmers offer high cutting performance with a low weight, and maintain a constant stroke rate under load, even during tough jobs. 30 mm tooth spacing, teardrop-shaped cutter geometry holds twigs more effectively in the blade, double-sided single-edged cutter blade, integrated cut protection, screw-on tip protector. **Working time with recommended AP 200 battery is up to 144 minutes.**

HSA 66 excluding battery and charger
Bar length **50 cm / 20"**
Order number **4851 011 3520**

Recommended set
HSA 66 with AP 200 and AL 101



WHILE STOCKS LAST!
HSA 86
36 V • from 3.0 kg^①



The cordless hedge trimmer offers high power and efficiency at a low weight. It ensures a constant stroke rate while pruning thick hedges. 33 mm tooth spacing, double-sided double-edged cutting blades in two lengths, screw-on cut and tip protector. **Working time with recommended AP 200 battery is up to 144 minutes.**

HSA 86 excluding battery and charger
Bar length **45 cm / 18"**
Order number **4851 011 3529**

Bar length **62 cm / 24.5"**
Order number **4851 011 3521**

Recommended set
HSA 86 with AP 200 and AL 301

NEW HSA 100 HEDGE TRIMMER A POWERFUL ALL-ROUNDER



Universal hedge trimmer for professional use in nurseries, landscape maintenance, and groundskeeping operations. Ideal for maintaining all types of hedges, and for trimming and pruning anything from thin branches to thick shoots that are many years old.

HIGHLY ERGONOMIC
thanks to optimum power tool balance, rotatable multi-functional handle, loop handle with inner switch, anti-vibration system, and low weight.

CONSTANT AND RELIABLE PERFORMANCE
thanks to a durable EC engine.

EXCELLENT CUTTING PERFORMANCE
thanks to double-sided cutting blades with STIHL blade geometry and 34 cm tooth spacing.

EFFICIENT WORK
with easy change of cutting blades' rotational direction in the event of blockages.

LOW-WEAR WORK
due to screw-on tip protector.

36 V • 3.7 kg^①
HSA 100 excluding battery and charger
Bar length **60 cm / 24"**
Order number **HA07 011 3500**



R = Pruning
T = Trimming
① Weight excluding battery
② Explanation of symbols on page 448

A set is a single box including the tool, battery and charger.
The tool with 2 batteries and charger will come in separate boxes.





HSA 130 R (previously: HSA 94 R)
36 V • from 4.1 kg^①



Extremely high-performance and robust professional cordless hedge trimmer with low blade speed for powerful cutting. Constant stroke rate (even under extreme load when performing heavy pruning). EC engine for constant output and long service life. Rotating multi-function handle with three-setting stroke rate, double-sided double-edged cutting blade in the pruning version, and screw-on cut and tip protector. Mounting point for the STIHL Smart Connector 2 A. Cordless operation with the aid of the AP holster with connecting cable, a carrying system, or an AR L backpack battery (see page 57). **Working time with recommended AR 2000 L battery is up to 690 minutes.**

HSA 130 R excluding battery and charger

Bar length **60 cm / 24"**
Order number **4869 011 3560**

Bar length **75 cm / 30"**
Order number **4869 011 3561**

Recommended set
HSA 130 R with AR 2000 L, AR L carrying system and AL 500



PREPARED FOR STIHL CONNECTED

With the STIHL Smart Connector 2 A, it's easy to integrate selected AP System power tools with STIHL connected. Simply unscrew the protective cover, plug into the tool's control module and re-insert the screws. From there the connector will collect information on the tool's serial number, power tool type, usage times and operating speed. Using Bluetooth®, the data is transferred to the STIHL connected App, and then on to the STIHL Cloud for analysis and further use in the STIHL connected Portal.

➔ You can find the Smart Connector 2 A and further information on STIHL connected digital fleet management from page 348



HSA 130 T (previously: HSA 94 T)
36 V • from 3.9 kg^①



Extremely high-performance and robust professional cordless hedge trimmer with high blade speed for precise cuts. A constant stroke rate even under load. EC engine for constant output and long service life. Rotating multi-function handle with three-setting stroke rate, double-sided double-edged cutting blade in the trimming version, and screw-on cut and tip protector. Mounting point for the STIHL Smart Connector 2 A. Battery operation with the aid of the AP holster and connecting cable used with the battery belt and harness or the AP carrying system, or a AR L backpack battery (see page 57). **Working time with recommended AR 2000 L battery is up to 690 minutes.**

HSA 130 T excluding battery and charger

Bar length **60 cm / 24"**
Order number **4869 011 3566**

Bar length **75 cm / 30"**
Order number **4869 011 3567**

Recommended set
HSA 130 T with AR 2000 L, AR L carrying system and AL 500

SMART CONNECTOR 2 A IS COMPATIBLE WITH

- ✓ HLA 135
- ✓ FSA 135 R
- ✓ MSA 300
- ✓ HTA 135
- ✓ FSA 135
- ✓ BGA 300
- ✓ KMA 135 R
- ✓ RGA 140
- ✓ HSA 130 R/T



PROFESSIONAL TIP POWER TOOLS WITH A SOCKET^②

For an affordable alternative to the Set AR L battery and the AR L carrying system, you can purchase an AP battery, AP holster with connecting cable and the battery belt with harness.

FOR MORE INFORMATION, SEE **PAGE 57**



HSE 52
230 V • 460 W • 3.1 kg^①

Ideal for trimming and cutting new growth and thin branches. Integrated cut protection, screw-on tip protector, mechanical blade brake, double-sided single-edged cutting blades, cable strain relief with lock, tip protection on blade end, 0.5 m cable - extension cable is needed for use (sold separately).

Bar length **50 cm / 20"**
Order number **4818 011 3531**



HSE 71
230 V • 600 W • 4.1 kg^①

Suitable for cutting tough branches. Integrated cut protection, screw-on tip protector, shaft extension, double-sided single-edged cutting blades, 5-position rotary handle, minimum vibration, cable strain relief, 10m cable.

Bar length **60 cm / 24"**
Order number **4812 011 3511**



HSE 81
230 V • 650 W • 4.4 kg^①

Ideal for hedges with thicker branches. Integrated cut and tip protector, shaft extension, double-sided double-edged cutting blades with wide tooth spacing, 5-position rotary handle, minimum vibration, cable strain relief, 10m cable.


Bar length **70 cm / 28"**
Order number **4812 011 3519**

ELECTRIC HEDGE TRIMMERS

- For trimming hedges and bushes around the house
- Easy to handle
- Especially light and quiet



For up to date pricing, please download the STIHL app or visit www.stihl.co.uk



ACCESSORIES AND PARTS FOR HEDGE TRIMMERS

- Handy helpers to lighten your workload
- Service kits for simple standard maintenance
- Tip protectors and catcher plates
- Blade position adjustment kit



For up to date pricing, please download the STIHL app or visit www.stihl.co.uk



HEDGE TRIMMER SERVICE KITS



STIHL's hedge trimmer service kits contain everything needed to carry a routine service on the engine of a STIHL hedge trimmer. Keeping on top of the maintenance of your tools helps it to maintain optimum performance and the reliability expected of the tool. There is a QR code on the box which can be scanned with a smartphone camera app to take you to how to video's on how to change each component.

Each service kit comes with the following:

- 1 x Air filter
- 1 x Spark plug
- 1 x Fuel filter

Service Kit 25 for HS 45[®] non 2-MIX
Order number **4140 007 4101**

Service Kit 34 for HS 82
Order number **4237 007 4100**

NEW Service Kit 46 for HS 45[®] 2-MIX
Order number **4140 007 4102**

NEW Service Kit 48 for HL 94 (Also suitable for FS 94)
Order number **4149 007 4102**

HS CARE & CLEAN KIT

For the maintenance and care of STIHL shears, hedge trimmers and long-reach hedge trimmers. For effective cleaning of the cutting attachments and blades.



Standard pack

- 1 x Superclean, 50 ml
- 1 x Multi-lube, 40 g

Order number **0782 516 8603**

NEW HS Care & Clean Kit PLUS pack

- 1 x Superclean, 300 ml
- 1 x Multi-lube, 80 g

Order number **0782 516 8604**



For up to date pricing, please download the STIHL app or visit www.stihl.co.uk

TIP PROTECTORS

Prevents the end of the cutter bar from getting damaged while working close to walls and the ground.



Suitable for HS 56 C-E, HS 82 T, HSA 130 T
Order number **4237 792 9006**

Suitable for HS 82 R, HSA 130 R
Order number **4237 790 9802**

Suitable for HS 87 R
Order number **4237 790 9801**

ADJUSTABLE BLADE POSITION CONVERSION KITS

Kit for adjusting the position of the blades after blades become worn.



Blade position kit, adjustable, 60 cm / 24"

Suitable for HS 82 R, HSA 130 R
Order number **4237 007 1008**

Suitable for HS 82 T, HSA 130 T
Order number **4237 007 1001**

Blade position kit, adjustable, 75 cm / 30"

Suitable for HS 82 R, HSA 130 R
Order number **4237 007 1009**

Suitable for HS 82 T, HSA 130 T
Order number **4237 007 1002**

MOTOMIX FUEL MIXTURE



Ready-mixed fuel (1:50) for all STIHL 2-stroke engines. For a full description, see page 355.



PATENT EP 2031043[®]

1 l
Order number **7009 874 0103**

5 l
Order number **7009 874 0100**

NEW 20 l
Order number **7009 874 0104**


55 l
Order number **7009 871 0347**

200 l
Order number **7009 871 0348**

[®] Patented in several European countries
[®] Explanation of quality marks on page 455

TELESCOPIC SHAFT

Facilitates ergonomic working in an upright position with the HSA 26. Easy and rapid connection with the HSA 26 well as easy changeover of the AS 2 battery in the handle. Telescopic adjustment on an infinitely variable basis, from 95-110 cm, working angle that can be adjusted through 125°, smooth-running rollers, soft handle. The telescopic shaft only fits the HSA 26 and is not compatible with the GTA 26, SEA 20 or the HSA 25.



For HSA 26
Order number **HA03 710 7100**

CATCHER PLATES FOR CUTTING BLADES

For catching and removing cuttings. Can be mounted on both sides.



Suitable for HSA 50, HSA 60, HSA 100, all HSE and HLA

Plate length **50 cm / 20"**
Order number **4859 740 3300**

Suitable for HS 86 R and HS 87 R
Plate length **75 cm / 30"**
Order number **4237 740 3302**

CARRY BAG

Perfect for transporting and storing the tool together with the FS-KM or HL-KM KombiTools.



Suitable for KMA 130 R, KMA 135 R, HSA 50, HSA 60, HSA 100, HLA 56, BGA 86, BGA 100 and all KombiEngines with a loop handle

Order number **0000 881 0507**



Order number	Bar length (cm/inches)	Displacement (cm³)	Power output (kW / hp)	Rated voltage (V)	Power consumption (W)	Weight (kg)	Sound pressure level [ⓐ] (dB(A))	Sound power level [ⓑ] (dB(A))	Vibration level left / right [Ⓒ] (m/s²)	STIHL engine (2-MIX / 4-MIX [ⓓ]) / STIHL cordless power system	Total length (cm)	Stroke rate	Tooth spacing (mm)	STIHL anti-vibration system	STIHL ElastoStart	STIHL ErgoStart	Rotatable multi-function handle.	STIHL Smart Connector 2 A	
PETROL HEDGE TRIMMERS																			
HS 45	4228 011 2937	45/18	27.2	0.75 / 1.0	-	-	4.7 [ⓐ]	97	107	10.0/9.0	2-MIX	95	4,030	30	●	●	-	-	-
HS 45	4228 011 2938	60/24	27.2	0.75 / 1.0	-	-	5.0 [ⓐ]	97	107	10.0/9.0	2-MIX	110	4,030	30	●	●	-	-	-
HS 46 C-E	4242 011 2927	55/22	21.4	0.65 / 0.9	-	-	4.3 [ⓐ]	95	107	4.5/4.9	2-MIX	100	3,600	30	●	-	●	-	-
HS 56 C-E	4242 011 2947	60/24	21.4	0.65 / 0.9	-	-	4.5 [ⓐ]	95	107	4.7/5.5	2-MIX	104	3,600	34	●	-	●	-	-
HS 82 RC-E	4237 011 2982	60/24	22.7	0.7 / 1.0	-	-	5.3 [ⓐ]	94	107	2.5/2.9	2-MIX	120	3,200	38	●	-	●	●	-
HS 82 T	4237 011 2985	60/24	22.7	0.7 / 1.0	-	-	5.1 [ⓐ]	95	107	2.7/2.1	2-MIX	121	5,100	30	●	-	-	●	-
HS 87 R	4237 011 2991	75/30	22.7	0.7 / 1.0	-	-	5.5 [ⓐ]	96	106	3.1/3.0	2-MIX	135	3,200	38	●	-	-	-	-
HS 87 T	4237 011 2995	75/30	22.7	0.7 / 1.0	-	-	5.2 [ⓐ]	97	107	2.6/2.6	2-MIX	135	5,100	30	●	-	-	-	-
CORDLESS SHRUB SHEARS AND HEDGE TRIMMERS																			
HSA 26 tool only	HA03 011 3500	20/8	-	-	10.8	-	1.0 [ⓐ]	69	80	-/1.0 [ⓐ]	AS System	50	2,200	19	-	-	-	-	-
Set HSA 26 with AS 2 + AL 10	HA03 011 3513	20/8	-	-	10.8	-	1.0 [ⓐ]	69	80	-/1.0 [ⓐ]	AS System	50	2,200	19	-	-	-	-	-
HSA 45	4511 011 3505	50/20	-	-	18	-	2.3 [ⓐ]	75	83	1.4/1.5	AI Line	91	2,500	24	-	-	-	-	-
HSA 50	NEW 4521 011 3530	50/20	-	-	36	-	2.9 [ⓐ]	81	91	2.0/1.6	AK System	101	2,800	30	-	-	-	-	-
Set HSA 50 with AK 10 + AL 101	NEW 4521 011 3543	50/20	-	-	36	-	3.7 [ⓐ]	81	91	2.0/1.6	AK System	101	2,800	30	-	-	-	-	-
Set HSA 50 with 2 x AK 10 + AL 101	NEW 4521 200 0020	50/20	-	-	36	-	3.7 [ⓐ]	81	91	2.0/1.6	AK System	101	2,800	30	-	-	-	-	-
HSA 56	4521 011 3500	45/18	-	-	36	-	2.9 [ⓐ]	80	91	2.7/1.2	AK System	94	2,800	30	-	-	-	-	-
Set HSA 56 with AK 10 + AL 101	4521 011 3513	45/18	-	-	36	-	3.7 [ⓐ]	80	91	2.7/1.2	AK System	94	2,800	30	-	-	-	-	-
Set HSA 56 with 2 x AK 10 + AL 101	4521 200 0011	45/18	-	-	36	-	3.7 [ⓐ]	80	91	2.7/1.2	AK System	94	2,800	30	-	-	-	-	-
HSA 60	NEW HA06 011 3500	60/24	-	-	36	-	3.5 [ⓐ]	77	85	1.5/1.0	AK System	117	3,000	30	●	-	-	●	-
Set HSA 60 with AK 10 + AL 101	NEW HA06 011 3513	60/24	-	-	36	-	4.3 [ⓐ]	77	85	1.5/1.0	AK System	117	3,000	30	●	-	-	●	-
Set HSA 60 with 2 x AK 10 + AL 101	NEW HA06 200 0000	60/24	-	-	36	-	4.3 [ⓐ]	77	85	1.5/1.0	AK System	117	3,000	30	●	-	-	●	-
HSA 66	4851 011 3520	50/20	-	-	36	-	3.1 [ⓐ]	83	94	3.7/2.3	AP System	103	3,000	30	-	-	-	-	-
HSA 86	4851 011 3529	45/18	-	-	36	-	3.0 [ⓐ]	83	94	3.7/2.3	AP System	98	3,000	33	-	-	-	-	-
HSA 86	4851 011 3521	62/24.5	-	-	36	-	3.3 [ⓐ]	83	94	3.7/2.3	AP System	115	3,000	33	-	-	-	-	-
HSA 100	NEW HA07 011 3500	60/24	-	-	36	-	3.7 [ⓐ]	76	84	1.0/0.8	AP System	116	3,000	34	●	-	-	●	-
HSA 130 R	4869 011 3560	60/24	-	-	36	-	4.1 [ⓐ]	83	94	3.5/2.7	AP System	117	2,800/3,000/3,200 [ⓓ]	38	-	-	-	●	○
HSA 130 R	4869 011 3561	75/30	-	-	36	-	4.4 [ⓐ]	84	95	3.6/2.8	AP System	132	2,800/3,000/3,200 [ⓓ]	38	-	-	-	●	○
HSA 130 T	4869 011 3566	60/24	-	-	36	-	3.9 [ⓐ]	84	95	3.0/2.8	AP System	118	4,400/4,700/5,000 [ⓓ]	30	-	-	-	●	○
HSA 130 T	4869 011 3567	75/30	-	-	36	-	4.1 [ⓐ]	85	96	2.5/2.9	AP System	130	4,400/4,700/5,000 [ⓓ]	30	-	-	-	●	○
ELECTRIC HEDGE TRIMMERS																			
HSE 52	4818 011 3531	50/20	-	-	230	460	3.1 [ⓐ]	84	95	3.1/1.5	-	101	3,400	23	-	-	-	-	-
HSE 71	4812 011 3511	60/24	-	-	230	600	4.1 [ⓐ]	88	99	3.8/2.6	-	123	2,600	36	-	-	-	●	-
HSE 81	4812 011 3519	70/28	-	-	230	650	4.4 [ⓐ]	88	99	3.5/2.5	-	133	2,600	36	-	-	-	●	-

● As standard ○ Retrofittable (accessory) C = Comfort version E = STIHL ErgoStart R = Pruning T = Trimming
 ! Only while stocks last!

ⓐ K-factor according to Dir. 2006/42/EC = 2.0 dB(A) ⓑ K-factor according to Dir. 2006/42/EC = 2 m/s² Ⓒ Weight excluding battery, but including shrub cutter Ⓓ Weight including battery and shrub cutter, excluding charger
 ⓓ Weight including battery ⓔ Weight excluding battery ⓕ Weight including battery, excluding charger ⓖ Weight excluding cable ⓗ Same for both blade sets ⓘ Level 1/level 2/level 3

A set is a single box including the tool, battery and charger. The tool with 2 batteries and charger will come in separate boxes.



LONG-REACH HEDGE TRIMMERS IN DETAIL



TECHNOLOGY

- 01 BLADE SYSTEM**
Friction-optimised, smooth-running blades increase battery runtime by more than 20% compared to traditional blades. Powerful and precise cutting even through thicker branches.
- 02 METAL MESH AIR FILTER**
The metal mesh air filter is easy to clean and ensures optimum engine cooling, all whilst protecting the motor housing from dirt ingress.
- 03 STIHL CONNECTED**
The HLA 135 cordless long-reach hedge trimmer has a designated mounting point for the STIHL Smart Connector 2 A, allowing you to collect detailed information on the machines usage.

COMFORT


- 04 MAGNESIUM GEARBOX**
The lightweight magnesium gearbox is hard wearing and can be adjusted through 145° without the need for tools, making the HLA 135 perfect for cutting at a wide variety of heights.
- 05 CONTROL HANDLE WITH SPEED ADJUSTMENT**
The intuitive control handle with three-setting speed adjustment and LED display ensures ergonomic use.
- 06 BATTERY SLOT IN THE POWER TOOL**
STIHL AP batteries can be inserted directly into the motor housing. This enables flexible, cord free operation and counter balances the cutting attachment, resulting in excellent balance and comfortable operation.
- 07 CAN BE USED IN THE RAIN**
STIHL cordless power tools with this mark have passed extensive tests based on the IPX4 standard, and can therefore be used without restriction in rainy conditions.

Please note that not all products include the features presented here. Only the most important features are described on this page. For further explanations and information, see from page 448 or online at stihl.co.uk.

LONG-REACH HEDGE TRIMMERS AND ACCESSORIES

- Ideal for landscape professionals and keen gardeners
- Available with short, long or telescopic shafts
- Perfect for wide, high or long hedges right down to ground level and shrubs around the home
- Designed to help lighten your workload

£ For up to date pricing, please download the STIHL app or visit www.stihl.co.uk



HL 92 C-E

21.4 cm³ • 0.75 kW / 1.0 hp • 5.9 kg[Ⓞ]

STIHL ERGOSTART

Long reach hedge trimmer for landscaping and property maintenance. The efficient STIHL 2-MIX engine with STIHL ECOSPEED load control is ideal for working in noise-sensitive areas. Features STIHL ErgoStart for easy starting and a versatile 145° adjustable double-sided double-edged cutter bar for working at different angles. Total length 232 cm.

Bar length **50 cm / 20"**
Order number **4243 200 0033**




HL 92 KC-E

21.4 cm³ • 0.75 kW / 1.0 hp • 5.3 kg[Ⓞ]

STIHL ERGOSTART

Short shaft, professional long reach hedge trimmer for landscaping and property maintenance. The efficient STIHL 2-MIX engine with STIHL ECOSPEED load control is ideal for working in noise-sensitive areas. Features STIHL ErgoStart for easy starting and a versatile 145° adjustable double-sided double-edged cutter bar for working at different angles. Total length 189 cm.

Bar length **50 cm / 20"**
Order number **4243 200 0034**




HL 94 C-E

24.1 cm³ • 0.9 kW / 1.2 hp • 6.2 kg[Ⓞ]

STIHL ERGOSTART

High performance long reach hedge trimmer for professional gardeners, landscapers and contractors. The efficient STIHL 2-MIX engine with STIHL ECOSPEED load control is ideal for working in noise-sensitive areas. Features STIHL ErgoStart for easy starting and a versatile 145° adjustable double-sided double-edged cutter bar for working at different angles. Total length 242 cm.

Bar length **60 cm / 24"**
Order number **4243 200 0024**



£ For up to date pricing, please download the STIHL app or visit www.stihl.co.uk

Ⓞ Weight excluding fuel, fully assembled

C = Comfort version E = STIHL ErgoStart K = Short shaft




HLA 56

36 V • 3.8 kg^①



Lightweight and well balanced cordless long-reach hedge trimmer for cutting taller hedges and shrubs in your garden. Double-sided blades in a droplet shape to help guide hedge material towards the cutters, adjustable head for cutting at angles ranging from -45° to +90°, detachable shaft for easy transport. Carrying length 115 cm. Total length 210 cm. **Working time with recommended AK 20 battery is up to 100 minutes.**



ACCESSORIES:

HLA SHAFT EXTENSION

PROTECTIVE FOOT

See page 139

HLA 56 excluding battery and charger
Bar length 45 cm / 18"
Order number HA01 011 2910

Recommended set

HLA 56 with AK 20 and AL 101

HLA 56 with 2 × AK 20 and AL 101
Order number HA01 200 0045

AK 20 BATTERY

Compatible with the STIHL AK System. Lightweight Lithium-Ion batteries with charge-level indicator (four LEDs). Available with different power capacities.



144 Wh battery power^②, 1.2 kg
Order number 4520 400 6535

AP 200 BATTERY

Very powerful Lithium-Ion batteries with charge-level indicator (four LEDs).



187 Wh battery power^②, 1.3 kg
Order number 4850 400 6560

AL CHARGERS

230 V. For charging the STIHL AK and AP batteries. Device for wall attachment and cable winding in the casing base. With operating mode indicator via LED and active battery cooling.



AL 101
Order number 4850 430 2524

NEW AL 301
Order number EA09 430 5504

AL 500
Order number 4850 430 5704

HLA 66

36 V • 3.8 kg^①



Lightweight cordless long-reach hedge trimmer for pruning hedges and shrubs as well as plants close to the ground. The cutter bar can be adjusted through 115° without the use of tools for head-height, side, and ground-level cutting. Double-sided double-edged cutting blade for a clean cutting pattern. Constant blade stroke and work progress under load. Loop handle, infinitely variable speed control, and intuitive control handle. Transport length with cutter bar folded up 125 cm; total length 205 cm. **Working time with recommended AP 200 battery is up to 144 minutes.**



ACCESSORIES:

PROTECTIVE FOOT

See page 139

HLA 66 excluding battery and charger
Bar length 50 cm / 20"
Order number 4859 011 2910

Recommended set

HLA 66 with AP 200 and AL 101

HLA 86

36 V • 4.8 kg^①



Cordless long-reach hedge trimmer with significant range for professional use. Particularly well-suited for pruning tall hedges and shrubs as well as cutting back plants close to the ground. Ergonomic work due to a stable square-cut telescopic shaft. Both the shaft length and cutter bar can be adjusted tool-free. The cutter bar can be pivoted through 115° for head-height, side, and ground-level cutting. Double-sided double-edged cutting blade for a clean cutting pattern, infinitely variable speed control, and intuitive control handle. Transport length with cutter bar folded up 180 cm; total length 260–330 cm. **Working time with recommended AP 200 battery is up to 144 minutes.**



ACCESSORIES:

PROTECTIVE FOOT

See page 139

HLA 86 excluding battery and charger
Bar length 50 cm / 20"
Order number 4859 011 2930

Recommended set

HLA 86 with AP 200 and AL 301

HLA 135

36 V • 5.6 kg^①



The most powerful cordless long-reach hedge trimmer in the STIHL range for professional use in noise-sensitive areas. For cutting shrubs and bushes as well as plants near the ground, and the whole spectrum from trimming to pruning. The cutter bar can be adjusted through 145° without the use of tools for head-height, side, and ground-level cutting. Double-sided double-edged cutting blade for a clean cutting pattern. Intuitive control handle with an LED display. Mounting point for the STIHL Smart Connector 2 A on the power tool housing. Total length 249 cm. **Working time with recommended AP 200 battery is up to 64 minutes.**



ACCESSORIES:

PROTECTIVE FOOT

See page 139

HLA 135 excluding battery and charger
Bar length 50 cm / 20"
Order number HA04 200 0001

Recommended set

HLA 135 with AP 200 and AL 500

HLE 71

230 V • 600 W • 5.9 kg^②

Perfect for trimming tall and wide hedges in noise-sensitive areas. 125° adjustable cutter bar, double-sided double-edged, cutting blade, soft handle, carrying position, overload protection, cable strain relief, total length 254 cm.



Bar length 50 cm / 20"
Order number 4813 011 2905



£ For up to date pricing, please download the STIHL app or visit www.stihl.co.uk

① Weight excluding battery
② Weight excluding cable
③ Explanation of symbols on page 448

④ Power capacity according to the specifications of the cell manufacturer. The actual power capacity available during operation is lower, to increase service life.



BRACKET FOR PROFESSIONAL TELESCOPIC SHAFT



For easy handling of a pole pruner or hedge trimmer in combination with a basic shoulder strap or the RTS harness. The tool is easy to attach and quick to release.

Included with the HT 105 and HT 135
Also suitable for HTA 86, HLA 86 and HTA 135

Order number 0000 790 8600

TIP PROTECTOR

Prevents the end of the cutter bar from getting damaged while working close to walls and the ground (not suitable for HLA).



For HLE 71
Order number 4230 007 1005

For HL 92, HL 94
Order number 4237 792 9006

CATCHER PLATES FOR CUTTING BLADES



For catching and removing cuttings. Can be mounted on both sides.

Suitable for HSA 50, HSA 60, HSA 100, all HSE and HLA

Plate length 50 cm / 20"
Order number 4859 740 3300

Suitable for HS 86 R and HS 87 R
Plate length 75 cm / 30"
Order number 4237 740 3302

HLA SHAFT EXTENSION

Simple 50 cm / 20" shaft extension. Made from aluminium. Weight 500 g.



For HLA 56
Order number HA01 820 5000

PROTECTIVE FEET

For protecting the power tool and battery from direct contact with the ground.



For HTA 66, HTA 86, HLA 66 and HLA 86

Order number 4857 007 1001

For protecting the power tool and battery from direct contact with the ground. Included with the HTA 135 as standard.



For HLA 135, HTA 135 and KMA 135 R

Order number LA01 007 1002

For protecting the power tool and battery from direct contact with the ground.



For HLA 56 and HTA 50

Order number HA01 007 1000

RTS HARNESS

For prolonged use. Can be adjusted to the user's size, and enables effortless and ergonomic work.



Pole pruners:
HT 105, HT 135, HTA 66, HTA 86, HTA 135

KombiEngines with HT-KM or HL-KM attachment:
KM 56 RC-E, KM 94 RC-E, KM 111 R, KM 131 R

Long-reach hedge trimmers:
HL 92 C-E, HL 94 C-E, HLA 66, HLA 86, HLA 135, HLE 71

Cannot be used with:
KMA 130 R, KMA 135 R, HL 92 KC-E

Order number 0000 790 4400

CARRY BAG



Perfect for transporting and storing the tool together with the FS-KM or HL-KM KombiTools.

Suitable for KMA 130 R, KMA 135 R, HSA 50, HSA 60, HSA 100, HLA 56, BGA 86, BGA 100 and all KombiEngines with a loop handle.

Order number 0000 881 0507

HS CARE & CLEAN KIT

For the maintenance and care of STIHL shears, hedge trimmers and long-reach hedge trimmers. For effective cleaning of the cutting attachments and blades.



Standard pack
1 x Superclean, 50 ml
1 x Multi-lube, 40 g

Order number 0782 516 8603

NEW HS Care & Clean Kit PLUS pack
1 x Superclean, 300 ml
1 x Multi-lube, 80 g

Order number 0782 516 8604

Order number	Bar length (cm)	Displacement (cm ³)	Power output (kW / hp)	Rated voltage (V)	Power consumption (W)	Weight (kg)	Sound pressure level [ⓐ] (dB(A))	Sound power level [ⓐ] (dB(A))	Vibration level left / right [ⓐ] (m/s ²)	STIHL engine (2-MIX / 4-MIX [ⓑ]) / STIHL cordless power system	Total length [ⓐ] (cm)	Stroke rate	Tooth spacing (mm)	STIHL ErgoStart	Loop handle	Smart Connector 2 A	
PETROL LONG-REACH HEDGE TRIMMERS																	
HL 92 C-E (145°)	4243 200 0033	50/20	21.4	0.75 / 1.0	-	-	5.9 [ⓐ]	91	106	4.1 / 4.5	2-MIX	232	3,600	34	•	•	-
HL 92 KC-E (145°)	4243 200 0034	50/20	21.4	0.75 / 1.0	-	-	5.3 [ⓐ]	92	106	5.8 / 6.3	2-MIX	189	3,600	34	•	•	-
HL 94 C-E (145°)	4243 200 0024	60/24	24.1	0.9 / 1.2	-	-	6.2 [ⓐ]	91	107	6.5 / 5.4	2-MIX	242	3,615	34	•	•	-
CORDLESS LONG-REACH HEDGE TRIMMERS																	
HLA 56 (135°)	HA01 011 2910	45/18	-	-	36	-	3.8 [ⓐ]	77	88	1.5 / 1.5	AK System	210	2,800	30	-	•	-
Set HLA 56 (135°) with 2 x AK 20 + AL 101	HA01 200 0045	45/18	-	-	36	-	5.0 [ⓐ]	77	88	1.5 / 1.5	AK System	210	2,800	30	-	•	-
HLA 66 (115°)	4859 011 2910	50/20	-	-	36	-	3.8 [ⓐ]	80	91	2.3 / 1.8	AP System	205	3,000	33	-	•	-
HLA 86 (115°)	4859 011 2930	50/20	-	-	36	-	4.8 [ⓐ]	80	91	2.3 / 1.6	AP System	260 - 330	3,000	33	-	-	-
HLA 135 (145°)	HA04 200 0001	60/24	-	-	36	-	5.6 [ⓐ]	85	96	3.9 / 2.8	AP System	249	3,200 3,600 4,000	34	-	•	○
ELECTRIC LONG-REACH HEDGE TRIMMERS																	
HLE 71 (125°)	4813 011 2905	50/20	-	-	230	600	5.9 [ⓐ]	84	95	7.6 / 3.6	-	254	4,000	35	-	•	-

For up to date pricing, please download the STIHL app or visit www.stihl.co.uk

• As standard
○ Retrofittable (accessory)

C = Comfort version
E = STIHL ErgoStart
K = Short shaft

ⓐ K-factor according to Dir. 2006 / 42 / EC = 2.0 dB(A)
ⓑ K-factor according to Dir. 2006 / 42 / EC = 2 m/s²
ⓐ With blade cutting attachment
ⓐ Weight excluding fuel, fully assembled

ⓐ Weight excluding battery
ⓐ Weight including battery, excluding charger
ⓐ Weight excluding cable





MULTIPLE TOOLS POWERED BY A SINGLE MOTOR.

KombiEngines	143	MultiEngine	151
KombiTools, accessories and parts	146	MultiTools and accessories	152



2023 PRICING

For up to date pricing, download the STIHL app from Google Play or the App Store or visit www.stihl.co.uk



KOMBISYSTEM IN DETAIL

01 CHOOSE FROM ONE OF SIX POWERFUL KOMBIENGINES



02 COMBINE WITH ONE OF OUR MANY KOMBITOOLS AND YOU'RE READY TO GO

Please note that not all products include the features presented here. Only the most important features are described on this page. For further explanations and information, see from page 448 or online at stihl.co.uk.

Ⓢ The KM 56 RC-E cannot be used with a RG-KM rotary cutting head
 Ⓢ KM 131, KM 131 R, KMA 130 R and KMA 135 R cannot be used with the FSB-KM brushcutter

KOMBIENGINES

- For maintenance around the house, garden and in larger areas
- Powerful engines with various KombiTools attachments
- Modular system to suit all types of garden and grounds maintenance jobs

£ For up to date pricing, please download the STIHL app or visit www.stihl.co.uk



KM 56 RC-E

27.2 cm³ • 0.8 kW / 1.1 hp • 4.3 kg[Ⓢ]

For use in the garden and around the house. With STIHL ErgoStart, loop handle, harness and STIHL 2-MIX engine.

STIHL ERGOSTART



Order number 4144 200 0016

KM 94 RC-E

24.1 cm³ • 0.9 kW / 1.2 hp • 4.0 kg[Ⓢ]

For larger gardens and property maintenance. STIHL ErgoStart, ECOSPEED for power control, loop handle, harness and STIHL 2-MIX engine.

STIHL ERGOSTART



Order number 4149 200 0089

KM 111 R

31.4 cm³ • 1.05 kW / 1.4 hp • 4.4 kg[Ⓢ]

For landscapers and property maintenance. Simplified starting and stop button. Large fuel tank, loop handle and STIHL 4-MIX[®] engine.

STIHL 4-MIX[®]



Order number 4180 200 0562

MOTOMIX FUEL MIXTURE



PATENT EP 2031043[Ⓢ]

Ready-mixed fuel (1:50) for all STIHL 2-stroke engines. For a full description, see page 355.

11
Order number 7009 874 0103

51
Order number 7009 874 0100

£ For up to date pricing, please download the STIHL app or visit www.stihl.co.uk

Ⓢ Weight excluding fuel and KombiTool
 Ⓢ Patented in several European countries
 Ⓢ Explanation of quality marks on page 455
 C = Comfort version
 E = STIHL ErgoStart
 R = Loop handle



KM 131 R

36.3 cm³ • 1.4 kW / 1.9 hp • 4.4 kg^①

Powerful engine for professional use. Simplified starting and stop button. Large fuel tank, loop handle and STIHL 4-MIX® engine. KM 131 R cannot be used with the FSB-KM grass trimmer.

STIHL 4-MIX®



Order number **4180 200 0588**

KM 131

36.3 cm³ • 1.4 kW / 1.9 hp • 4.4 kg^①

Powerful engine for professional use. Simplified starting and stop button. Large fuel tank, bike handle and 4-MIX® engine. KM 131 cannot be used with the FSB-KM grass trimmer.

STIHL 4-MIX®



Order number **4180 200 0587**

ONLY WHILE STOCKS LAST!
KMA 130 R

36 V • 3.2 kg^②

Powerful cordless KombiEngine with high torque and low weight. Three power levels for energy-efficient and low-noise work in all applications. Supplied with shoulder harness. Designed for main use with AR L backpack battery use. AP battery operation with the aid of the AP holster with connecting cable, battery belt with harness or AP carrying system (see page 57). The KMA 130 R cannot be used with the FSB-KM brushcutter. **For KombiTool working times with the KMA 130 R, go to page 145.**



AP SYSTEM
AR 2000 L



KMA 130 R excluding battery and charger
Order number **4867 011 6820**

Recommended set
KMA 130 R with AR 2000 L, AR carrying system and AL 500

ACCESSORIES:
PROTECTIVE FOOT



See page 55

AP SYSTEM
AP 300 S



KMA 135 R

36 V • 3.4 kg^②

Robust and powerful cordless KombiEngine with an AP battery slot inside the power tool. For working in noise-sensitive environments. Versatile thanks to the wide range of STIHL KombiTools available. Single-handed multi-function handle with speed control and LED display, loop handle with barrier bar, air filter for a long service life. Mounting point for the STIHL Smart Connector 2 A on the power tool housing. The KMA 135 R cannot be used with the FSB-KM brushcutter.



KMA 135 R excluding battery and charger
Order number **FA02 011 6800**

Recommended set
KMA 135 R with AP 300 S and AL 500

SMART CONNECTOR 2 A IS COMPATIBLE WITH

- ✓ HLA 135
- ✓ FSA 135 R
- ✓ MSA 300
- ✓ HTA 135
- ✓ FSA 135
- ✓ BGA 300
- ✓ KMA 135 R
- ✓ RGA 140
- ✓ HSA 130 R/T

PREPARED FOR STIHL CONNECTED

With the STIHL Smart Connector 2 A, it's easy to integrate selected AP System power tools with STIHL connected.

Packaging unit 1 piece
Order number **CA01 400 4900**



	AP 200	AP 300	NEW AP 300 S	AP 500 S	AR 2000 L	AR 3000 L
BATTERY POWER^⑤ (Wh)	187	227	281	337	1,015	1,520
WORKING TIME WITH KMA 130 R / KMA 135 R^⑥ (minutes)						
FS-KM Nylon mowing head	Level 1 - 3 28 - 14	Level 1 - 3 36 - 17	Level 1 - 3 45 - 22	Level 1 - 3 56 - 26	Level 1 - 3 160 - 80	Level 1 - 3 250 - 115
MB-KM Grass-cutting blade	Level 1 - 3 50 - 30	Level 1 - 3 70 - 40	Level 1 - 3 100 - 50	Level 1 - 3 120 - 60	Level 1 - 3 310 - 160	Level 1 - 3 430 - 240
FCB-KM Edge trimmer	Level 1 - 3 23 - 12	Level 1 - 3 33 - 18	Level 1 - 3 41 - 22	Level 1 - 3 49 - 26	Level 1 - 3 145 - 75	Level 1 - 3 210 - 110
FCS-KM Straight shaft edge trimmer	Level 1 - 3 50 - 30	Level 1 - 3 70 - 40	Level 1 - 3 100 - 50	Level 1 - 3 49 - 26	Level 1 - 3 310 - 160	Level 1 - 3 430 - 240
HT-KM Pole pruner	Level 1 - 3 42 - 19	Level 1 - 3 63 - 29	Level 1 - 3 78 - 36	Level 1 - 3 94 - 43	Level 1 - 3 275 - 120	Level 1 - 3 320 - 180
RG-KM^⑦ Rotary cutting head	Level 3 57	Level 3 70	Level 3 85	Level 3 102	Level 3 300	Level 3 450
FH-KM 145° Scrub cutter	Level 1 - 3 123 - 81	Level 1 - 3 185 - 123	Level 1 - 3 229 - 152	Level 1 - 3 275 - 182	Level 1 - 3 810 - 540	Level 1 - 3 1,150 - 790
HL-KM 0° Long-reach hedge trimmer	Level 1 - 3 123 - 81	Level 1 - 3 185 - 123	Level 1 - 3 229 - 152	Level 1 - 3 275 - 182	Level 1 - 3 810 - 540	Level 1 - 3 1,150 - 790
HL-KM 145° Long-reach hedge trimmer	Level 1 - 3 123 - 81	Level 1 - 3 185 - 123	Level 1 - 3 229 - 152	Level 1 - 3 275 - 182	Level 1 - 3 810 - 540	Level 1 - 3 1,150 - 790
BF-KM Pick tine	Level 1 - 3 31 - 25	Level 1 - 3 46 - 37	Level 1 - 3 57 - 46	Level 1 - 3 68 - 55	Level 1 - 3 200 - 160	Level 1 - 3 300 - 230
KB-KM Bristle brush	Level 1 - 3 31 - 25	Level 1 - 3 46 - 37	Level 1 - 3 57 - 46	Level 1 - 3 68 - 55	Level 1 - 3 200 - 160	Level 1 - 3 300 - 230
BG-KM Blower	Level 1 - 3 26 - 10	Level 1 - 3 39 - 15	Level 1 - 3 48 - 19	Level 1 - 3 58 - 23	Level 1 - 3 170 - 60	Level 1 - 3 245 - 90

For up to date pricing, please download the STIHL app or visit www.stihl.co.uk

① Weight excluding fuel and Kombitool
② Weight excluding battery and KombiTool

③ Ear protection must be worn when using the BG-KM blower
④ Explanation of symbols on page 448

⑤ Power capacity according to the specifications of the cell manufacturer. The actual power capacity available during operation is lower, to increase service life

⑥ The battery working times and area specifications for each battery charge are estimates and may vary depending on how the tool is used and what is being cut

⑦ Only available as Level 3
! Only while stocks last!

R = Loop handle



KOMBITOOLS, ACCESSORIES AND PARTS

- Practical KombiTools for different tasks
- Switch between tools in no time
- An extensive range of accessories

£ For up to date pricing, please download the STIHL app or visit www.stihl.co.uk



FS-KM BRUSHCUTTER^①

Ideal for clearing along walls or fences, under hedges or along paths. **AutoCut C 26-2 mowing head, total length 94 cm^②, weight 1.2 kg^③**

Order number 4180 200 0687



MB-KM BRUSHCUTTER^①

Ideal for lawn areas with tough grass. **GrassCut 230-2 grass-cutting blade, total length 94 cm^②, weight 1.2 kg^③**

Order number 4180 200 0475



FSB-KM GRASS TRIMMER^①

Ideal for trimming in restricted spaces. Not suitable for KM 131, KM 131 R, KMA 130 R and KMA 135 R KombiEngines. **AutoCut C 6-2 mowing head, curved shaft, total length 77 cm^②, weight 0.7 kg^③**

Order number 4137 740 5008



FCB-KM EDGE TRIMMER^①

Bent shaft edger for edging along paths, driveways or flowerbeds. **Adjustable working depth, total length 92 cm, weight 2.0 kg**

Order number 4180 740 5002



ACCESSORIES: EDGE TRIMMER (REPLACEMENT BLADE) (NOT PICTURED)

Length 20 cm / 8"
Order number 4133 713 4101

FCS-KM STRAIGHT SHAFT EDGE TRIMMER^①

Professional straight shaft lawn edger for edging along paths, driveways or flowerbeds. **Adjustable working depth, weight 2.6 kg**

Order number 4180 740 5008



£ For up to date pricing, please download the STIHL app or visit www.stihl.co.uk

RG-KM ROTARY CUTTING HEAD^①

For effective and low-spin removal of weeds and grass from a range of surfaces such as gravel, asphalt, and paved areas.

Reciprocating blades. Not suitable for KM 56 RC-E KombiEngine. Total length 112 cm, weight 2.5 kg

Order number 4180 740 5006



ACCESSORIES: MAINTENANCE SET FOR RG-KM

1x set of RG blades
1x rider plate

Order number 4180 007 4100



BF-KM PICK TINE^①

For aerating and cultivating soil. **Working width 22 cm, includes guard, total length 100 cm, weight 4.1 kg**

Order number 4601 740 5000



KB-KM BRISTLE BRUSH^①

Removes dirt from paved areas, paths and driveways. Stiff bristles, backward rotating brush, including guard. **Working width 60 cm, including guard, total length 125 cm, weight 6.4 kg^②**

Order number 4601 740 4905



BG-KM BLOWER^①

Clears paths and open spaces of leaves and grass cuttings. High blowing power. **Total length 89 cm, weight 1.8 kg**

Order number 4606 740 5000



ACCESSORIES: CURVED FLAT NOZZLE

Order number 4606 701 8301



① Suitable for all KombiEngines
② Excluding cutting tool and guard
③ Only suitable for KombiEngines with loop handle (R)
④ The actual bar length is shorter than the bar length stated

⑤ Including guide bar and saw chain
⑥ Excluding guide bar and saw chain
⑦ Weight includes guard
⑧ Explanation of quality marks on page 455

HT-KM POLE PRUNER^③

Cuts high branches with precision. Compact design with an integrated bearing line. **1/4" P - PM3 saw chain, total length 128 cm^④, weight 1.6 kg^⑤**

Bar length 30 cm / 12"^⑥
Order number 4182 200 0212



FH-KM 145° SCRUB CUTTER^①

For cutting close to the ground and mowing in narrow spaces. e.g car parks and traffic islands. Adjustable angle gear head. Space-saving storage position. **Total length 126 cm, weight 2.2 kg**

Bar length 25 cm / 10"
Order number 4243 740 5006



HL-KM 145° LONG-REACH HEDGE TRIMMER

For demanding work on high hedges and for work close to the ground. Angle can be easily adjusted in increments depending on the job, space saving storage position. **Total length 148 - 158 cm, weight 2.4 kg**

Bar length 50 cm / 20"
Order number 4243 740 5003



Bar length 60 cm / 24"
Order number 4243 740 5008

HL-KM 0° LONG-REACH HEDGE TRIMMER

Ideal for shaping high and wide hedges. **Total length 107 cm, weight 1.7 kg**

Bar length 50 cm / 20"
Order number 4243 740 5000



ANGLED GEARHEAD

For use with the HT-KM and HL-KM 0° KombiTools.

Order number 4138 640 0201



TIP PROTECTOR

Made of stainless steel. Protects the tips of the cutter from wear while working close to walls or the ground.

Order number 4237 792 9006



Order number	Displacement (cm ³)	Power output (kW / hp)	Rated voltage (V)	Weight (kg)	Sound pressure level ^① (dB(A)) ^②	Sound power level ^③ (dB(A)) ^④	Vibration level left / right ^⑤ (m/s ²) ^⑥	STIHL engine (2-MIX / 4-MIX [®]) / STIHL cordless power system	In combination with BG-KM: Blowing force (N)	In combination with BG-KM: Max. air speed (m/s)	In combination with BG-KM: Air throughput (m ³ /h) with round nozzle ^⑦	Length to coupling sleeve (cm)	STIHL ErgoStart	Automatic decompression	Loop handle	Harness	STIHL Smart Connector 2 A	
PETROL KOMBIENGINES																		
KM 56 RC-E	4144 200 0016	27.2	0.8 / 1.1	-	4.3 ^⑧	96	109	8.5 / 8.2	2-MIX	16	71	845	84	•	-	•	•	-
KM 94 RC-E	4149 200 0089	24.1	0.9 / 1.2	-	4.0 ^⑧	95	110	8.2 / 7.9	2-MIX	16	71	845	90	•	-	•	•	-
KM 111 R	4180 200 0562	31.4	1.05 / 1.4	-	4.4 ^⑧	99	109	7.2 / 6.4	4-MIX [®]	18	74	885	92	-	•	•	•	-
KM 131	4180 200 0587	36.3	1.4 / 1.9	-	4.8 ^⑧	100	110	5.0 / 4.2	4-MIX [®]	21	81	965	92	-	•	-	•	-
KM 131 R	4180 200 0588	36.3	1.4 / 1.9	-	4.4 ^⑧	101	110	6.1 / 6.5	4-MIX [®]	21	81	965	92	-	•	•	•	-
CORDLESS KOMBIENGINES																		
KMA 130 R	4867 011 6820	-	-	36	3.2 ^⑧	91	102	5.0 / 5.0	AP System	15	67	815	92	-	-	•	•	-
KMA 135 R	FA02 011 6800	-	-	36	3.4 ^⑧	91	104	5.0 / 3.7	AP System	15	68	812	96	-	-	•	•	○

! Only while stocks last! • As standard C = Comfort version
○ Retrofittable (accessory) ○ Retrofittable (accessory) E = STIHL ErgoStart
 R = Loop handle

Order number	Weight (kg)	Total length without tool (cm)	Working width, tool attachment (mm)	Blowing force ^① (N)	Mowing circle diameter (mm)	Max. air speed (m/s) with round nozzle	Air throughput (m ³ /h) with round nozzle	Blade length (cm)	Tooth spacing (mm)	Incline angle (°)	Bar length ^② (cm)	Saw chain pitch	STIHL Oilomatic saw chain type ^③	Nominal idling speed value (rpm)
KOMBITOOLS														
FS-KM^④	4180 200 0687	1.2 ^⑤	94	-	420	-	-	-	-	-	-	-	-	-
FS-KM^④	4180 200 0475	1.2 ^⑤	94	-	420	-	-	-	-	-	-	-	-	-
FSB-KM^④	4137 740 5008	0.7 ^⑤	77	-	420	-	-	-	-	-	-	-	-	-
FCB-KM^④	4180 740 5002	2.3	92	-	-	-	-	-	-	-	-	-	-	-
BF-KM^④	4601 740 5000	4.1	100	220	-	-	-	-	-	-	-	-	-	2.800
HT-KM^④	4182 200 0212	1.6 ^⑤	126 ^⑥	-	-	-	-	-	-	-	30	1/4" P	PM3	-
BG-KM^④	4606 740 5000	1.8	89	154	16	59	845	-	-	-	-	-	-	-
KB-KM^④	4601 740 4905	6.4 ^⑤	125	600	-	-	-	-	-	-	-	-	-	2.800
FH-KM (145°)^④	4243 740 5006	2.1	126	-	-	-	-	25	-	145	-	-	-	-
HL-KM (145°)^④	4243 740 5003	2.3	148	-	-	-	-	50	34	145	-	-	-	-
HL-KM (145°)^④	4243 740 5008	2.3	148	-	-	-	-	60	34	145	-	-	-	-
HL-KM (0°)^④	4243 740 5000	1.7	107	-	-	-	-	50	34	0	-	-	-	-
RG-KM^④	4180 740 5006	2.5	94	-	-	-	-	26	-	-	-	-	-	-

① K-factor according to Dir. 2006 / 42 / EC = 2,0 dB(A) ④ In blower mode
 ② Maximum values for KombiTools that can be used ⑤ Weight excluding fuel and Kombitool
 ③ K-factor according to Dir. 2006 / 42 / EC = 2 m/s² ⑥ Weight excluding battery and KombiTool
 ⑦ Suitable for all KombiEngines ⑧ Only suitable for KombiEngines with loop handle (R)
 ⑧ Excluding cutting tool and guard

CARRY BAG



Perfect for transporting and storing the tool together with the FS-KM or HL-KM KombiTools.

Suitable for KMA 130 R, KMA 135 R, HSA 50, HSA 60, HSA 100, HLA 56, BGA 86, BGA 100 and all KombiEngines with a loop handle

Order number **0000 881 0507**

SHAFT EXTENSIONS



Made of aluminium. Extends range by 50 cm / 20", weight 0.6 kg.

For HT-KM and HL-KM KombiTools

Order number **0000 710 7100**



Made of carbon fibre. Shaft extension 1 m, aluminium outer shaft, extra-light, weight 0.9 kg.

For HT-KM and HL-KM KombiTools

Order number **0000 710 7102**

⑨ Excluding guide bar and saw chain
 ⑩ Including guide bar and saw chain
 ⑪ The actual bar length is shorter than the bar length stated



KOMBIENGINE SERVICE KITS



STIHL's KombiEngine service kits contain everything needed to carry a routine service on the engine of a STIHL KombiEngine. Keeping on top of the maintenance of your tools helps it to maintain optimum performance and the reliability expected of the tool. There is a QR code on the box which can be scanned with a smartphone camera app to take you to how to video's on how to change each component.

Each service kit comes with the following:

- 1 x Air filter
- 1 x Spark plug
- 1 x Fuel filter

Service Kit 26 for KM 56 (Also suitable for FS 40, FS 50, FS 56, FS 70, HT 56)
Order number **4144 007 4100**

Service Kit 28 for KM 94
Order number **4149 007 4103**

Service Kit 30 for KM 111 (Also suitable for HT 103, FS 89, FS 91, FS 111)
Order number **4180 007 4102**

Service Kit 31 for KM 131 (Also suitable for HT 133, BT 131, FR 131, FS 131, FS 311)
Order number **4180 007 4103**

RTS HARNESS

For prolonged use. Can be adjusted to the user's size, and enables effortless and ergonomic work.



Pole pruners:
HT 105, HT 135, HTA 66, HTA 86, HTA 135

KombiEngines with HT-KM or HL-KM attachment:
KM 56 RC-E, KM 94 RC-E, KM 111 R, KM 131 R

Long-reach hedge trimmers:
HL 92 C-E, HL 94 C-E, HLA 66, HLA 86, HLA 135, HLE 71

Cannot be used with:
KMA 130 R, KMA 135 R, HL 92 KC-E

Order number **0000 790 4400**

⑫ Weight includes guard
 ⑬ A detailed explanation of STIHL saw chain types can be found from page 103
 ⑭ Combination of air speed and air throughput



MULTISYSTEM IN DETAIL



COMBINE ONE OF SEVEN MULTITOOLS AND YOU'RE READY TO GO

TECHNOLOGY

- 01 ENGINE TECHNOLOGY WITH LONG LIFE AIR FILTER**
To make starting simple, the carburettor is equipped with a manual fuel pump. The accelerator pump ensures responsive revving. The innovative air filter protects the engine from dust and dirt.
- 02 MULTI-FUNCTION HANDLE**
All the engine control functions are at your fingertips. This makes it easy and reliable to use.

CONVENIENCE

- 03 TRANSPORT HANDLE**
The STIHL MultiSystem can be comfortably loaded into and out of cars thanks to the transport handle.
- 04 FOLDING FRAME**
The STIHL MultiSystem can be quickly and easily folded away even with a tool attached, allowing it to be conveniently transported and stored.

Please note that not all products include the features presented here. Only the most important features are described on this page. For further explanations and information, see from page 448 or online at stihl.co.uk.


MULTIENGINE

- For a variety of tasks: for lawn care, soil cultivation and surface cleaning
- Powerful MultiEngine
- Can be combined with a variety of MultiTools
- Folding frame for easy transportation

For up to date pricing, please download the STIHL app or visit www.stihl.co.uk



WHEEL KIT INCLUDED



See page 153



MM 56

27.2 cm³ • 0.85 kW / 1.2 hp • 8.3 kg[Ⓞ]

For a very wide range of tasks in lawn maintenance, soil cultivation and surface cleaning. A wide range of STIHL MultiTools, folding frame for easy transport, simplified start-up sequence for comfortable starting, stop button, and paper air filter.

Order number **4604 200 0000**

Order number	Displacement (cm ³)	Power output (kW / hp)	Weight [Ⓞ] (kg)	Sound pressure level [Ⓞ] (dB(A))	Sound power level [Ⓞ] (dB(A))	Vibration level left / right [Ⓞ] (m/s ²)
MM 56 4604 200 0000	27.2	0.85 / 1.2	8.3	94	102	4.1 / 5.1

MULTIENGINE

PATENT EP 2031043[Ⓞ]

MOTOMIX FUEL MIXTURE



Ready-mixed fuel (1:50) for all STIHL 2-stroke engines. For a full description, see page 355.

11
Order number **7009 874 0103**

51
Order number **7009 874 0100**



APPROPRIATE FUELS AND LUBRICANTS

SEE FROM PAGE 352

For pricing, please download the STIHL app or visit www.stihl.co.uk

Ⓞ Weight excluding fuel and MultiTool
 Ⓞ K factor according to Dir. 2006 / 42 / EC = 2.0 dB(A)
 Ⓞ K factor according to Dir. 2006 / 42 / EC = 2 m/s²
 Ⓞ Patented in several European countries
 Ⓞ Explanation of quality marks on page 455



MULTITOOLS AND ACCESSORIES

- Practical MultiTools for a variety of garden tasks
- Easy to swap attachments

For up to date pricing, please download the STIHL app or visit www.stihl.co.uk



BF-MM PICK TINE

Breaks up heavy, loamy soil. Ideal for recultivating and loosening the soil.

Working width 22 cm.
Weight 2.0 kg



Order number **4601 740 4605**

BK-MM BOLO TINE

Ideal for precision work. Spreads fine, sandy soil and crumbles large sods of earth.

Working width 22 cm.
Weight 2.0 kg



Order number **4601 740 4606**

FC-MM LAWN EDGE TRIMMER

Neatly cuts edges allowing for enough depth to reach the roots.

Weight 0.8 kg



Order number **4601 740 4603**

RL-MM SCARIFIER

Improves root growth. Perforates the lawn surface to ensure optimal supply of nutrients and ventilation.

Working width 20 cm.
Weight 2.0 kg



Order number **4601 740 4600**

MF-MM DETHATCHER

Removes moss and matted growth from the lawn surface, includes guard extension and apron.

Working width 50 cm.
Weight 8.3 kg



Order number **4601 740 4601**

KW-MM POWER SWEEP

Ideal for sweeping footpaths and roads. Removes dirt, sand, small stones and leaves. Excludes guard extension.

Working width 60cm/24".
Weight 3.7 kg



Order number **4601 740 4604**

KB-MM BRISTLE BRUSH

Removes dirt from paved areas, paths and driveways. Includes guard extension.

Working width 60cm/24".
Weight 4.2 kg



Order number **4601 740 4602**

WHEEL KIT

Allows the tool to be lifted slightly, thus reducing the resistance from friction when dethatching, brushing and sweeping for better manoeuvrability.

Weight 2.8 kg



For FC-MM^①, RL-MM^①, MF-MM^②, KW-MM^② and KB-MM^②
Order number **4601 007 1008**

WEIGHT KIT

A useful tool for cultivating and crumbling tasks. Increases the pressure on the tool for improved deep penetration into the ground.

Weight 4.0 kg



For BF-MM and BK-MM
Order number **4601 730 4500**

CULTIVATOR BLADE

Varies the working depth and speed when cultivating soil by slightly lifting and lowering the tool into and out of the soil.



Order number **4601 740 4800**

	Order number	Weight (kg)	Working width (cm)	Sound pressure level ^① (dB(A))	Sound power level ^② (dB(A))	Vibration level left / right ^② (m/s ²)
MULTITOOLS (in usage with MM 56)						
BF-MM	4601 740 4605	2.0	22	87	96	3.8 / 4.4
BK-MM	4601 740 4606	2.0	22	87	96	3.7 / 4.0
FC-MM^①	4601 740 4603	0.8	-	91	100	4.1 / 5.1
RL-MM^①	4601 740 4600	2.0	20	93	102	4.1 / 4.5
MF-MM^②	4601 740 4601	8.6	50	94	101	4.1 / 4.5
KW-MM^②	4601 740 4604	3.9	60	94	102	4.0 / 4.1
KB-MM^②	4601 740 4602	4.2	60	94	102	4.0 / 4.1

For up to date pricing, please download the STIHL app or visit www.stihl.co.uk

① Wheel kit recommended
② Wheel kit required

③ K factor according to Dir. 2006 / 42 / EC = 2.0 dB(A)
④ K factor according to Dir. 2006 / 42 / EC = 2 m/s²



CONSTRUCTION TOOLS FOR THE TOUGHEST JOBS.

Concrete cutters and accessories	158	Accessories and parts for cut-off machines	164
Cut-off machines	161	Cutting wheels	166



2023 PRICING

For up to date pricing, download the STIHL app from Google Play or the App Store or visit www.stihl.co.uk



CONCRETE CUTTERS IN DETAIL



TECHNOLOGY

01 LONG-LIFE AIR FILTER SYSTEM

The air filter system keeps even the finest dust away from the engine which means a longer service life. Thanks to special materials, the filter can be washed with STIHL Varioclean and warm water.

02 STIHL 2-MIX ENGINE

The STIHL 2-MIX engine is both powerful and economical. Separating the exhaust emissions from the unburnt gas minimises scavenging losses, and therefore increases the power output while reducing consumption. See www.stihl.co.uk for more information on 2-MIX technology.

03 DIAMOND CONCRETE CUTTER CHAINS

We offer the right diamond cutter chain for every use, ensuring quiet, low-vibration work. The 36 GBE and 36 GBM chains have pre-sharpened diamond segments and LowStretch technology for wet cutting of stone and concrete. The 36 GGM has diamond-coated steel segments for the wet cutting of ductile cast iron pipes.

04 GUIDE BARS WITH WATER SUPPLY

The guide bars are fitted with water channels that wash and cool the chain, the groove in the guide bar and the sprocket nose. This ensures the long service life of the bar and chain, while also minimising the production of dust.

CONVENIENCE

05 SIDE-MOUNTED CHAIN TENSIONING

The side-mounted chain tensioning makes it easy to safely tension the chain.

06 WATER CONNECTION WITH DOSING TAP

The quick-release coupling enables easy connection to a water supply. Using the dosing tap, it is easy to set the water quantity for suppressing dust as well as for cooling and cleaning the chain.



WET CUTTING

This symbol stands for wet cutting and indicates the use of water while cutting. The water suppresses the creation of dust and helps to cool and lubricate the tool.



LOWSTRETCH TECHNOLOGY

This symbol stands for LowStretch technology. A special hard coating protects the rivets and drive links from wear. This reduces chain elongation.



PROFESSIONAL TIP

The GS 461 concrete cutter perfectly complements the classic cut-off machine - for example it's ideal for precisely making corner cuts. First, the corners are pre-cut (pierced) using the concrete cutter and then the long, straight cuts are carried out using the cut-off machine. When using both tools, even larger openings can be cut efficiently and precisely. Depending on the cutting attachment selected, the GS 461 is suitable for a range of applications and materials. The 36 GGM diamond cutter chain for example, consists of diamond-coated steel segments and is ideal for wet cutting of ductile cast iron pipes in channel and pipeline engineering. The 36 GGM diamond cutter chain offers excellent cutting performance for plunge cuts and cross cuts, and enables the use of the concrete cutter even in hard-to-access and restricted spaces.

Note: The materials excavated when working with concrete cutters and cut-off machines can be heavy. It is advisable to determine this first and, if required, divide the material to be removed into several pieces.

CONCRETE CUTTERS AND ACCESSORIES

- For professional construction workers
- For wet cutting of concrete, stone and masonry
- For wet cutting of ductile cast iron pipe
- Ideal for cutting out corners and wall openings
- Perfectly complements the cut-off machine

For up to date pricing, please download the STIHL app or visit www.stihl.co.uk



GS 461

76.5 cm³ • 4.3 kW / 5.8 hp • 7.6 kg[ⓐ]

Handles like a chainsaw, with the power of a cut-off machine. Side-mounted chain tensioning, STIHL anti-vibration system, water connection, decompression valve, STIHL ElastoStart, wear-resistant starter cord, HD2 filter, fuel tank, which can be filled when upright, with tool-free fuel cap. For wet cutting of concrete and hard stone, includes 16" GBM bar and 16" GBM chain.

Bar length **40 cm / 16"**[ⓑ]
Order number **4252 200 0047**

GUIDE CLAW

Guide and support when cutting through concrete and brickwork. Made of hardened, galvanized steel.



For GS 461
Order number **4252 660 0900**

MOTOMIX FUEL MIXTURE



Ready-mixed fuel (1:50) for all STIHL 2-stroke engines. For a full description, see page 355.

11
Order number **7009 874 0103**

51
Order number **7009 874 0100**

NEW 201
Order number **7009 874 0104**

551
Order number **7009 871 0347**

2001
Order number **7009 871 0348**

For up to date pricing, please download the STIHL app or visit www.stihl.co.uk



PATENT EP 2031043[ⓐ]



36 GBE DIAMOND CUTTER CHAIN[ⓐ]



Entry-level chain for quick, steady and low-vibration wet cutting. Especially suitable for abrasive building material such as brick and lime sand brick, pre-sharpened diamond segments, with LowStretch technology.

Bar length **30 cm / 12"**[ⓑ]
Order number **3211 050 0054**



36 GBM DIAMOND CUTTER CHAIN[ⓐ]



For quick, smooth and low-vibration wet cutting through concrete and hard stone. Limited suitability for cutting brick. Pre-sharpened diamond segments, with LowStretch technology.

Bar length **30 cm / 12"**[ⓑ]
Order number **3210 050 0054**

Bar length **40 cm / 16"**[ⓑ]
Order number **3213 000 0064**



36 GGM DIAMOND CUTTER CHAIN[ⓐ]



Ideal for quiet, precise and minimum-vibration wet cutting of ductile cast iron pipe in channel and pipeline engineering. Enables cuts to be made in difficult cutting positions as well as difficult-to-access locations. Steel segments coated with diamonds ensure excellent cutting performance during plunge cuts and cross cuts.

Bar length **45 cm / 18"**[ⓑ]
Order number **3212 000 0070**



ROLLOMATIC G GUIDE BAR

With water channels in guide bar and sprocket nose. Specially developed for the GS 461, the bar has two holes for extending the tensioning range, hardened chain track.

For diamond cutter chains 36 GBE and 36 GBM

Bar length **30 cm / 12"**[ⓑ]
Order number **3006 000 1205**

Bar length **40 cm / 16"**[ⓑ]
Order number **3006 000 1513**

For 36 GGM diamond cutter chain

Bar length **45 cm / 18"**[ⓑ]
Order number **3006 000 1417**

Order number	Bar length [ⓑ] (cm / inches)	Displacement (cm ³)	Power output (kW / hp)	Weight [ⓐ] (kg)	Sound pressure level [ⓐ] (dB(A))	Sound power level [ⓐ] (dB(A))	Vibration level left / right [ⓐ] (m/s ²)	STIHL engine (2-MIX / 4-MIX [ⓐ])	Saw chain pitch	STIHL diamond cutter chain	Side-mounted chain tensioning	Decompression valve	STIHL anti-vibration system	STIHL ElastoStart	HD2 filter	Tool-free fuel cap	Water connection	Wear-resistant starter cord
GS 461	4252 200 0047	40 / 16	76.5	4.3 / 5.8	7.6	105	115	4.5 / 4.0	2-MIX	3/8"	GBM	•	•	•	•	•	•	•

• As standard
[ⓐ] Weight excluding fuel, guide bar and diamond cutter chain
[ⓑ] The actual bar length is shorter than the bar length stated
[ⓐ] Diamond cutter chains include a rim sprocket
[ⓐ] K-factor according to Dir. 2006 / 42 / EC = 2.0 dB(A)
[ⓑ] K-factor according to Dir. 2006 / 42 / EC = 2 m/s²
[ⓐ] Explanation of quality marks on page 455
[ⓐ] Patented in several European countries




CUT-OFF MACHINES IN DETAIL



TECHNOLOGY

01 STIHL INJECTION

 Electronically controlled fuel injection ensures smooth-running at all times and reduces fuel consumption.

02 ELECTRONIC WATER CONTROL

The water supply switches on and off automatically. It is easy to meter the water supply via simple buttons.

03 LONG-LIFE AIR FILTER SYSTEM WITH CYCLONE AIR ROUTING

The filter has a service life of up to one year (depending on the operating conditions) and doesn't require regular cleaning.

CONVENIENCE

04 STIHL ANTI-VIBRATION SYSTEM

Our anti-vibration system reduces handle vibrations, so you'll find the tool less tiring and more comfortable to use – especially when you're freehand cutting.

05 WATER CONNECTION

A water connection comes as standard and supplies the cutting wheel with water for wet cutting, resulting in less dust.

06 TOOL-FREE FUEL CAP

Special caps mean you can open and close the tank cap quickly, easily and without tools.


07 MAGNESIUM GUARD

The cutting wheel guard is not only ergonomically designed, but it's made of die-cast magnesium and is remarkably light.

Please note that not all products include the features presented here. Only the most important features are described on this page. For further explanations and information, see from page 448 or online at stihl.co.uk.

CUT-OFF MACHINES

- Ideal for heavy duty cutting on construction sites
- Can cut concrete, stone, asphalt, metal and brick
- Robust and powerful

 For up to date pricing, please download the STIHL app or visit www.stihl.co.uk



TS 410^①

66.7 cm³ • 3.2 kW / 4.4 hp • 9.5 kg^②

Light and manageable cut-off machine. For 300 mm / 12" cutting wheels to cut up to 100 mm deep. STIHL anti vibration system ensures low vibration levels to achieve a very precise cut. Long-life air filter system, strength saving start-up process thanks to the decompression valve, economical 2-MIX engine.

Order number **4238 011 2800**



TS 420^①

66.7 cm³ • 3.2 kW / 4.4 hp • 9.7 kg^②

An all-purpose cut-off machine. For 350 mm / 14" cutting wheels to cut up to 125 mm deep. STIHL anti vibration system ensures low vibration levels to achieve a very precise cut. Long-life air filter system, strength-saving start-up process thanks to the decompression valve, economical 2-MIX engine.

Order number **4238 011 2810**



PATENT EP 2031043^③

MOTOMIX FUEL MIXTURE



Ready-mixed fuel (1:50) for all STIHL 2-stroke engines. For a full description, see page 355.

11

Order number **7009 874 0103**

51

Order number **7009 874 0100**

 For up to date pricing, please download the STIHL app or visit www.stihl.co.uk

① Delivery includes composite resin cutting wheel for structural and stainless steel
② Weight excluding fuel and cutting wheel
③ Explanation of quality marks on page 455
④ Patented in several European countries





TS 440^①
66.7 cm³ • 3.2 kW / 4.4 hp • 11.1 kg^②

Cut-off machine with expanded guard adjustment range and STIHL QuickStop™ cutting wheel brake technology which is capable of stopping the rotation of the cutting wheel in a fraction of a second if kickback occurs. For 350 mm / 14" cutting wheels. This movable guard can be rotated, making it an efficient tool for cutting and undercutting pipes, and for use in areas that are difficult to access. Equipped with electronic water control, long-life air filter system.

Order number **4238 011 2820**



TS 480i^①
72.2 cm³ • 3.9 kW / 5.3 hp • 10.0 kg^②

The electronically controlled fuel injection guarantees outstanding running characteristics and high torque. For 300 mm / 12" cutting wheels. With just one start position, the device is particularly easy to start. Together with the STIHL anti-vibration system, which ensures especially low vibration levels, the tool helps you to achieve a very precise cut. Electronic water control for easy water supply metering. STIHL ElastoStart and the decompression valve make starting the machine notably easier.

Order number **4250 011 2804**



TS 500i^①
72.2 cm³ • 3.9 kW / 5.3 hp • 10.2 kg^②

An all-purpose cut-off machine with STIHL Injection. For 350 mm / 14" cutting wheels to cut up to 125 mm deep. Electronically controlled fuel injection ensures straight forward operation and optimal running performance. With just one start position, the machine is particularly easy to start. Electronic water control for easy water supply metering. STIHL anti-vibration system, combined with STIHL injection ensures low vibration levels to help achieve a very precise cut. STIHL ElastoStart and the decompression valve make starting the machine notably easier. High torque, with economical STIHL 2-MIX engine.

Order number **4250 011 2810**

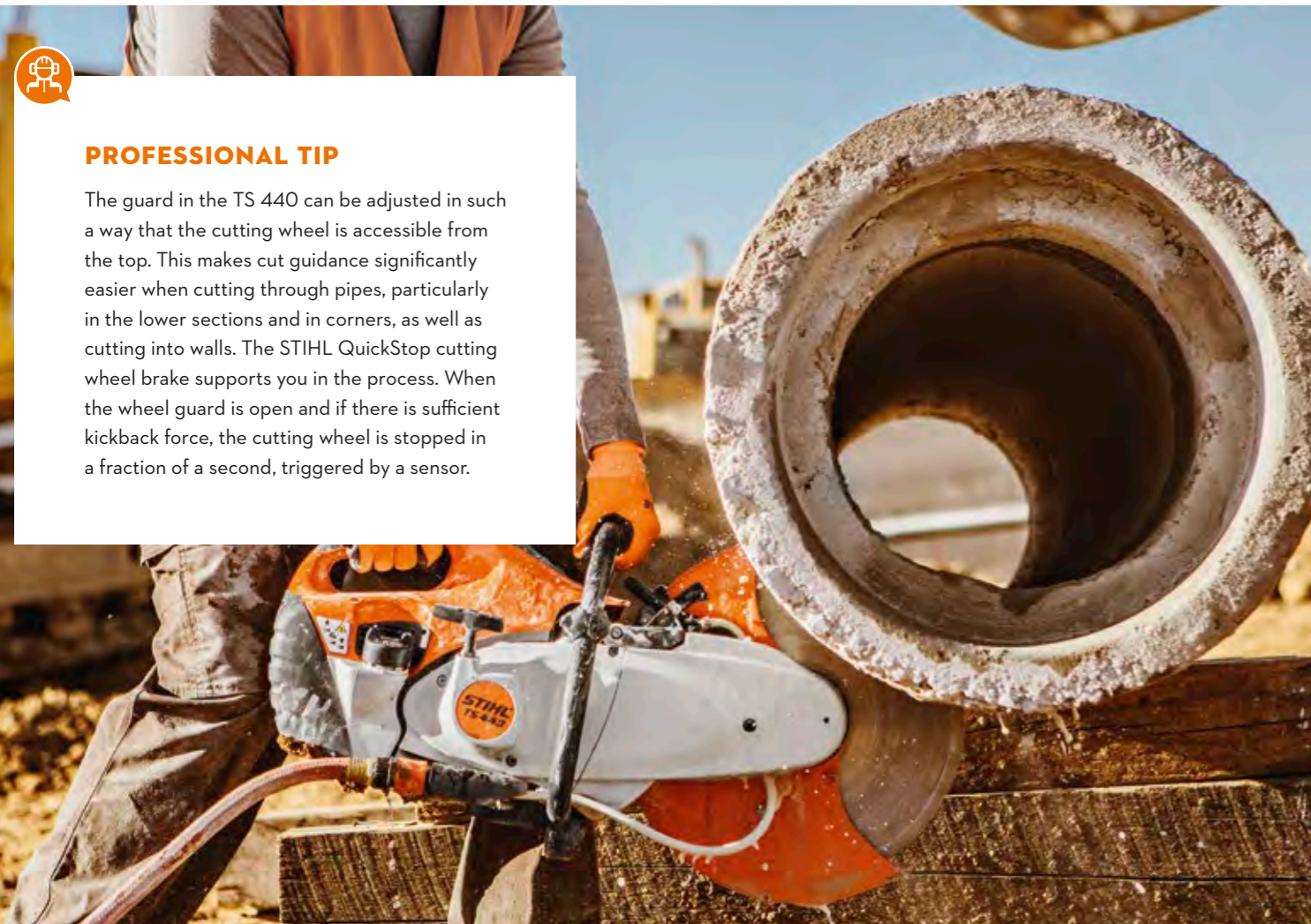


TSA 230^①
36 V • 3.9 kg^③

Quick, convenient and simple to use cut-off machine with 230 mm / 9" cutting wheel for wet cutting. Particularly useful for roof tiles and metalwork. Easy to control, light weight yet powerful. Suitable for indoor and outdoor use, up to 70 mm cutting depth, water connection with on / off valve and hose coupling. Tool free spindle lock, maintenance free belt drive. **Working time with recommended AP 300 S battery is up to 22 minutes.**

TSA 230 excluding battery and charger
Order number **4864 011 6600**

Recommended set
TSA 230 with AP 300 S and AL 500



PROFESSIONAL TIP

The guard in the TS 440 can be adjusted in such a way that the cutting wheel is accessible from the top. This makes cut guidance significantly easier when cutting through pipes, particularly in the lower sections and in corners, as well as cutting into walls. The STIHL QuickStop cutting wheel brake supports you in the process. When the wheel guard is open and if there is sufficient kickback force, the cutting wheel is stopped in a fraction of a second, triggered by a sensor.



TS 800^①
98.5 cm³ • 5.0 kW / 6.8 hp • 12.7 kg^②

Powerful cut-off machine. For 400 mm / 16" cutting wheels with cutting depth of 145 mm / 5.7". Reduced weight due to magnesium guard. Can be operated by hand or with the FW 20 cart. Equipped with decompression valve and STIHL ElastoStart for strength saving start-up process and the long-life air filter system. Economical 2-MIX engine.

Order number **4224 011 2820**

APPROPRIATE CUTTING WHEELS

SEE FROM PAGE 166

PAGE 408
ULTRASONIC SAFETY GLASSES

Suitable for the emergency services saw and cut-off saws. Ideal in low-light, bright sunlight or dusty conditions.



For up to date pricing, please download the STIHL app or visit www.stihl.co.uk

i = STIHL Injection

① Delivery includes composite resin cutting wheel for structural and stainless steel
② Weight excluding fuel and cutting wheel
③ Weight excluding battery and cutting wheel
④ Explanation of symbols on page 448



ACCESSORIES AND PARTS FOR CUT-OFF MACHINES

- Accessories that allow your cut-off machine to do more and make it easier to use
- A cart helps you make precise cuts for longer distances
- Simple, tool-free assembly/disassembly of the cut-off machine

For up to date pricing, please download the STIHL app or visit www.stihl.co.uk



SERVICE KITS

STIHL's cut-off machine service kits contain everything needed to carry a routine service on the engine of a STIHL cut-off machine. Keeping on top of the maintenance of your tools helps it to maintain optimum performance and the reliability expected of the tool. There is a QR code on the box which can be scanned with a smartphone camera app to take you to how to video's on how to change each component.

Each service kit comes with the following:

- 1 x Air filter
- 1 x Auxiliary filter
- 1 x Spark plug
- 1 x Fuel filter

Service Kit 32 for TS 700, TS 800
Order number **4224 007 4100**

Service Kit 35 for TS 410, TS 420, TS 440
Order number **4238 007 4102**



QUICK-MOUNTING SYSTEM CONVERSION KIT

For the FW 20 cart.

For TS 400
Order number **4223 790 0702**

For TS 410, TS 420, TS 480i, TS 500i
Order number **4250 790 0702**

For TS 700, TS 800
Order number **4224 790 0705**



	Order number	Displacement (cm ³)	Power output (kW / hp)	Rated voltage (V)	Weight (kg)	Sound pressure level ^① (dB(A))	Sound power level ^② (dB(A))	Vibration level left / right ^③ (m/s ²)	STIHL engine (2-MIX / 4-MIX [®]) / STIHL cordless power system	Total length (cm)	Cutting wheel (mm / inches)	Max. cutting depth (mm)	Decompression valve	STIHL anti-vibration system	STIHL ElastoStart	Water connection	Wear-resistant starter cord	Magnesium guard	Electronic water control	QuickStop cutting wheel brake	Cyclone routing	STIHL Injection	
PETROL CUT-OFF MACHINES[®]																							
TS 410	4238 011 2800	66.7	3.2 / 4.4	-	9.5 ^①	98 ^②	109 ^③	3.9 / 3.9	2-MIX	67.5	300 / 12	100	•	•	○	•	•	•	-	-	•	-	
TS 420	4238 011 2810	66.7	3.2 / 4.4	-	9.7 ^①	98 ^②	109 ^③	3.9 / 3.9	2-MIX	72.0	350 / 14	125	•	•	○	•	•	•	-	-	•	-	
TS 440	4238 011 2820	66.7	3.2 / 4.4	-	11.1 ^①	98 ^②	109 ^③	3.9 / 3.9	2-MIX	72.7	350 / 14	125	•	•	○	•	•	•	•	•	•	-	
TS 480i	4250 011 2804	72.2	3.9 / 5.3	-	10.0 ^①	98 ^②	112 ^③	2.2 / 2.2	2-MIX	68.2	300 / 12	100	•	•	•	•	•	•	•	-	•	•	
TS 500i	4250 011 2810	72.2	3.9 / 5.3	-	10.2 ^①	98 ^②	112 ^③	2.4 / 2.0	2-MIX	73.0	350 / 14	125	•	•	•	•	•	•	•	•	-	•	•
TS 800	4224 011 2820	98.5	5.0 / 6.8	-	12.7 ^①	101 ^②	114 ^③	6.5 / 3.9	2-MIX	89.0	400 / 16	145	•	•	•	•	○	•	-	-	•	-	
CORDLESS CUT-OFF MACHINES[®]																							
TSA 230	4864 011 6600	-	-	36	3.9 ^①	103 ^②	114 ^③	3.5 / 3.5	AP System	55.0	230 / 9	70	-	-	-	•	-	•	-	-	-	-	

For up to date pricing, please download the STIHL app or visit www.stihl.co.uk

- As standard
- Retrofittable (accessory)



PROFESSIONAL TIP

The FW 20 cart can be folded up for easy storage and one person can transport it effortlessly. When combined with the quick mounting conversion kit, you can switch from having a cart-mounted cut off machine to a hand-held cut-off machine in no time at all.

FW 20 CART WITH ATTACHMENT KIT

For accurate cuts over long distances, with depths accurate to the millimetre. Suitable for all hand-held STIHL cut-off machines, an attachment kit with a quick-mounting system is included.



For TS 400
Order number **7009 200 0061**

For TS 410, TS 420, TS 480i, TS 500i
Order number **7009 200 0054**

For TS 700, TS 800
Order number **7009 200 0055**



ATTACHMENT SET FOR WATER TANK

13.0 kg.
With coupling sleeve.

For FW 20 cart
Order number **4224 007 1018**



CUTTING DIRECTION INDICATOR

For FW 20 cart
Order number **4205 007 1009**



i = STIHL Injection

- ① K-factor according to Dir. 2006 / 42 / EC = 2,0 dB(A)
- ② K-factor according to Dir. 2006 / 42 / EC = 2 m/s²
- ③ Delivery includes composite resin cutting wheel for structural and stainless steel

- Weight excluding fuel and cutting wheel
- Weight excluding battery and cutting wheel
- Measurement according to ISO 19432
- Measurement with abrasive cutting wheels according to EN 60745-2-22



PRESSURISED WATER CONTAINER

For mobile water supply to cut-off machines on construction sites with no water connections.

Not recommended for the GS 461.



For all TS and TSA models
Order number **0000 670 6000**

WHEEL SET



Attachment kit for the front foot. The cut-off machine is supported on flat surfaces, smooth-running wheels facilitate moving the tool.

For TS 410, TS 420, TS 480i, TS 500i, TS 700 and TS 800
Order number **4224 007 1014**



DEPTH STOP

The depth stop with vacuum support enables dust-free cutting of mineral construction materials on flat surfaces. Exact and continuously adjustable cutting depth possible.

For TSA 230
Order number **4864 690 0801**

MOTOMIX FUEL MIXTURE



PATENT EP 2031043[®]

Ready-mixed fuel (1:50) for all STIHL 2-stroke engines. For a full description, see page 355.

11
Order number **7009 874 0103**

51
Order number **7009 874 0100**

For up to date pricing, please download the STIHL app or visit www.stihl.co.uk

① Explanation of quality marks on page 455
② Patented in several European countries

CUTTING WHEELS

- Composite resin and diamond cutting wheels for cutting natural stone, asphalt, steel and concrete
- Designed to perfectly fit STIHL cut-off machines
- Long service life and high cutting performance

For up to date pricing, please download the STIHL app or visit www.stihl.co.uk



COMPOSITE RESIN CUTTING WHEELS

STRUCTURAL STEEL

K-ME

For cutting structural steel and metal profiles in construction as well as in metal processing operations.



Order number	Diameter (mm / inches)	RECOMMENDED USE ^①					
		Asphalt	Brick, concrete	Ductile cast iron	Structural steel	Stainless steel	
K-ME	0835 012 7000	230 / 9"	-	-	-	•	•
	0835 010 7000	300 / 12"	-	-	-	•	•
	0835 010 7001	350 / 14"	-	-	-	•	•
	0835 012 7001^②	350 / 14"	-	-	-	•	-
	0835 010 7002	400 / 16"	-	-	-	•	-


• Suitable
- Not recommended

① When selecting cutting wheels to use, the application must be taken into consideration in combination with the cut-off machine on-site.
② Suitable for TS 440




DIAMOND CUTTING WHEELS

STIHL diamond cutting wheels meet the highest quality standards, and are versatile enough to handle a vast range of materials, particularly when used to cut natural stone, concrete and asphalt. The new range feature an attractive new segment design, offering better surface contact and enhanced cutting performance. The high quality, laser welded diamond segments offer a long service life, and a pre-tensioned steel core improves stability in the cut.




FOR GENERAL CONSTRUCTION USE

Our D-B10 cutting wheels are a robust, reliable choice for cutting bricks and concrete on construction sites. Available in 9" diameter for use with the TSA 230.




FOR ALL-PURPOSE USE

Our BA-type diamond cutting wheels are real all-rounders, as they are ideal for cutting a huge range of materials including asphalt, brick, concrete, and reinforced hard concrete. These cutting wheels are available in two variations depending on the service life required.



FOR HEAVY-DUTY AND SPECIAL USES

Premium D-SB90 and D-X100 diamond cutting wheels offer the ultimate in cutting performance, particularly when it comes to building materials such as granite and reinforced concrete. The special D-G80 diamond cutting wheel provides impressively long service life, as well as excellent cutting performance on ductile cast iron pipes in pipeline construction.



Order number	Diameter (mm / inches)	RECOMMENDED USE [Ⓞ]								
		Asphalt	Fresh concrete	Sandstone	Brick	Concrete	Reinforced concrete	Strongly reinforced concrete, old concrete	Granite, hard natural stone	Ductile cast iron
DIAMOND CUTTING WHEELS										
FOR GENERAL CONSTRUCTION USE										
D-B10	0835 090 7050	230/9								
Service life	0835 090 7051	300/12	-	-	-	•	•	•	-	-
Cutting performance	0835 090 7052	350/14								
	0835 090 7053	400/16								
FOR ALL-PURPOSE USE										
D-BA10	0835 094 7006	300/12								
Service life	0835 094 7007	350/14	•	•	•	•	•	•	-	-
Cutting performance	0835 094 7008	400/16								
D-BA90	0835 094 7012	300/12								
Service life	0835 094 7013	350/14	•	•	•	•	•	•	-	-
Cutting performance	0835 094 7014	400/16								
FOR HEAVY-DUTY AND SPECIAL USES										
D-SB90	0835 096 7004	300/12								
Service life	0835 096 7005	350/14	-	-	-	•	•	•	•	•
Cutting performance	0835 096 7006	400/16								
D-X100	0835 092 7000	230/9								
Service life			-	-	-	•	•	•	•	•
Cutting performance										
D-G80	0835 070 7000	350/14								•
Service life			-	-	-	-	-	-	-	•
Cutting performance										

£ For up to date pricing, please download the STIHL app or visit www.stihl.co.uk

• Suitable Ⓞ When selecting cutting wheels, you need to consider the intended application as well as the cut-off machine at hand.
- Not recommended

! Only while stocks last! **Note: All STIHL cut-off machines are delivered with a composite resin cutting wheel for structural and stainless steel**





MOWING AND PLANTING



ROBOTIC MOWERS



PUSH MOWERS



RIDE-ON MOWERS



SCARIFIERS



BRUSHCUTTERS
AND CLEARING SAWS



POWER TILLERS



EARTH AUGER



MISTBLOWERS



SPRAYERS

A MOWER FOR EVERY LAWN.

Choose the perfect lawn mower for you	174	Hand-guided electric lawn mowers	210
Robotic mowers	176	Accessories for lawn mowers	211
Accessories for robotic mowers	190	Ride-on mowers	217
Hand-guided petrol-driven lawn mowers	195	Accessories for ride-on mowers	221
Cordless push mowers	206	Scarifier and accessories	225



2023 PRICING

For up to date pricing, download the STIHL app from Google Play or the App Store or visit www.stihl.co.uk



CHOOSE THE PERFECT LAWN MOWER FOR YOU

Choosing the right lawn mower is the first step to achieving a well-maintained lawn. High-quality, sophisticated equipment and attractive design are brought together in all of our models. In fact, there's only one real question to consider: what's your favoured approach to mowing the lawn – automatic, dynamic, or convenient? Do you value comfort, ease of movement, high power, or a low noise level? Each lawn mower model has its own particular features. This overview will help you find the right lawn mower that meets your personal requirements in the best possible way.



ROBOTIC MOWERS

The iMOW® robotic mower is the effortless way to a perfect lawn. It tends smaller, medium-sized and larger lawns fully automatically, quickly and conveniently.

- Fully automatic lawn mowing
- The majority of iMOW® models can be controlled via a smartphone for maximum convenience
- Practical Smart Home connection – most iMOW® models can be conveniently managed via Amazon Alexa voice control for example, or connected with Smart Home technology via Smart Home systems
- Achieve optimum results quickly, quietly and effectively
- Mulching mower - nourishes your lawn as it mows
- No grass to collect - shreds grass finely back into the lawn
- Set to mow at times that suits you
- Can cover up to 5,000 m² areas
- Rain sensors to stop mowing when wet
- Adjustable cutting height



MANUALLY OPERATED MOWERS

Manually operated lawn mowers are designed for actively mowing small, medium-sized and large gardens. They come in petrol, cordless and electric models for different areas and drive type preferences.

Petrol lawn mowers

The benefits of petrol lawn mowers become apparent when it comes to power and coverage.

- Powerful petrol engines for extensive mowing jobs – especially in larger areas
- Independent from the power supply
- Also available as professional models: 7 Series, RM 4 RTP mulching mower and RM 655 RS rear roller mower

Cordless lawn mowers

For people who like to be flexible and free from cords when mowing, as well as protect the environment and their hearing.

- Battery powered, flexible mowing
- Low noise
- Powered by STIHL AK or AP Lithium-Ion batteries
- Lightweight, manoeuvrable and easy to steer
- Foldable and compact for storage
- Batteries also fit other STIHL garden tools

Electric lawn mowers

Electric lawn mowers are ideal for working quietly with no exhaust emissions, without disturbing the neighbours.

- Extremely low noise
- Save time on care and maintenance
- Lightweight



RIDE-ON MOWERS

With a ride-on mower, large lawns can be mowed quickly, easily and in maximum comfort.

- Large cutting widths for high mowing performance
- Saves time and effort
- User-friendly controls
- Choice of cut and collect, cut and drop and side discharge mowers
- Cover large areas in minimal time



COMING SOON

THE NEW GENERATION OF STIHL ROBOTIC MOWERS

THE NEW iMOW® AND iMOW® EVO

Combining cutting-edge technology and modern design with proven STIHL quality, the new iMOW® and iMOW® EVO models redefine automatic lawn care. The results of nearly 10 years of continuous research and development in robotic mowing, iMOW® features a powerful mowing system, intelligent driving characteristics, efficient charge management and intuitive operation via the MY iMOW® app. But most importantly - iMOW® can be trusted to look after your lawn - meaning less time walking behind a mower and more time enjoying what your garden has to offer.





A HEALTHY, EVEN LAWN WITHOUT ADDING FERTILISER

An iMOW® automatically fertilises the lawn with grass clippings via a process known as mulching. Grass clippings return to the lawns surface and quickly break down, acting as a nitrogen-rich fertiliser. Returning minerals back to the soil helps to create a lush and healthy lawn and reduces reliance on lawn feed too. Since the iMOW® cuts little and often, the clippings aren't visible on the lawns surface.

MOWING PERFECTION

MAKE YOUR LAWN THE HIGHLIGHT OF YOUR GARDEN

Perfect mowing with every cut

The mowing system has a 28 cm cutting width and is the core of the new iMOW® models. Three free-swinging blades ensure a clean cut, while regular changes to the rotation direction extends the service life of the blades. The cutting height of the robotic mower can be adjusted in the MY iMOW® app, between 20 and 60 mm.

If necessary, a STIHL dealer will be able to replace the blades as part of an annual service. Alternatively changing the blades at home is easy using our iMOW® Blade sets, available in packs of 9 or 18 – you don't even need to use tools! Find out more about these, and many other useful accessories, on page 190.



Ready for any garden

Thanks to its intelligent and reliable driving behaviour, iMOW® can handle demanding lawn areas and steep slopes effortlessly – all while delivering a great finish to the lawn. The iMOW® can handle gradients up to 40%, while the iMOW® EVO can manage slopes of up to 45%. You can even increase the incline the capability of the iMOW® EVO to as much as 60% by retrofitting it with the iMOW® Upgrade Kit 10. If you're unsure if your garden is suitable for a robotic mower, our STIHL iMOW® dealers are happy to offer advice or even arrange a visit. Find the Upgrade Kit and many other useful accessories from page 190.

Intelligent driving behaviour

The numerous features of the iMOW® robotic mower help it to deliver a perfect mowing result. As an example, the iMOW® can automatically adapt its drive speed depending on the terrain to ensure a consistent, even cut. It can also calculate the shortest route back to the docking station to avoid leaving tracks, by means of offset mowing and intelligent manoeuvring. Finally, a sensor enables the iMOW® to detect rain and pause mowing to protect the wet grass – then as soon as the weather picks up, the iMOW® will know to make up for lost time.

Smart home connection

The iMOW® and iMOW® EVO can be connected to smart home systems and operated conveniently via voice control.

Increased flexibility through connectivity

Whether in the app or via a smart home connection, all models in the new iMOW® generation can be controlled conveniently around your home via wifi or Bluetooth® connection. You can also access the iMOW® EVO via the mobile network when not connected to your home wifi.

Intuitive operating unit with voice output

The basic functions of stop, unlock, start mowing and drive home to the docking station can be controlled at the touch of a button via the intuitive operating unit on the device itself. The iMOW® robot mower provides visual feedback via the LED light strip on the operating unit or audibly via voice prompts when the info button is pressed.

Visual communication

LED strips at the front and rear are illuminated during active interaction with the robotic mower or in the event of an error. The iMOW® EVO also features an LED matrix with animated symbols, to make interaction with the robotic mower even simpler and more convenient.



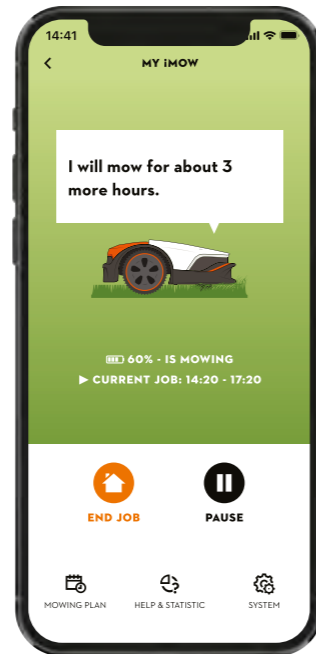
INTELLIGENT. NETWORKED. INTUITIVE.

OPERATE YOUR iMOW® EASILY AND CONVENIENTLY

MY iMOW® app

New iMOW® and iMOW® EVO models can be operated with ease thanks to the new MY iMOW® app. Although basic functions can be completed via the iMOW® itself, the MY iMOW® app enables full configuration and control from the comfort of the sofa. The dashboard clearly displays all the most important information such as the mowing status, battery charge level and the next planned mowing session. Other features include adjusting the mowing cut height or adjusting mowing zones. iMOW® is designed to work automatically and does not require regular interaction with the iMOW® app.

The MY iMOW® app is available for IOS or Android and as a web application too.



Available in the App Store
and in the Google Play
Store.

Selected functions of the MY iMOW® app:

- ✔ Create and adjust mowing plans
- ✔ Define mowing areas (zones)
- ✔ Set the cut height of the mowing system
- ✔ Adjust the sensitivity of the rain sensor



IMPRESSIVE FLEXIBILITY

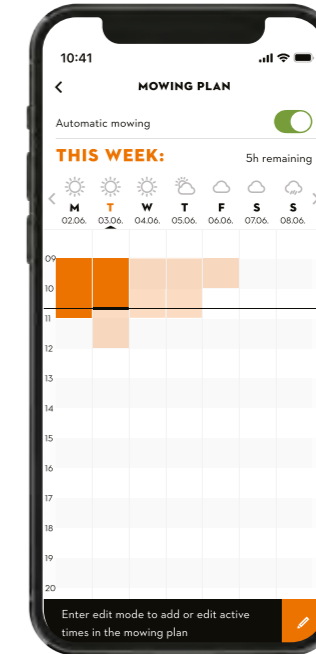
ENJOY MORE LEISURE TIME ON YOUR LAWN

Short active times for more leisure time on your lawn

The large cutting width, intelligent driving behaviour and efficient charge management of the iMOW® robotic lawn mower achieves an outstanding cut while keeping periods of mowing activity short. That means you can enjoy more leisure time on your lawn.

Defined mowing times for greater control

As well as the active times being as short as possible, it's also possible to customise when they occur in the MY iMOW® app. This can be useful if security is a concern, as the iMOW® can be set to mow during the quieter hours. Alternatively iMOW® can be set to mow later on a Sunday after family or visitors have headed home.



Tailored zone management

Lawns are home to picnics, paddling pools, garden parties and games of football - none of which require the presence of a lawn mower. Zone management allows the lawn area to be divided into different mowing zones, meaning the iMOW® can be prevented from entering an area for a set amount of time, and instead focus on mowing other lawns.



iMOW® & iMOW® EVO

PRODUCT HIGHLIGHTS AT A GLANCE

POWERFUL MOWING SYSTEM

With 3 free-swinging blades and electric cut-height adjustment

STEEP SLOPES

The iMOW® can operate on inclines of up to 45% (can be increased for selected models with upgrade kit).

SITUATIONAL DRIVING BEHAVIOUR

The iMOW® adapts its speed to the situation at hand for a perfect cut.

SMART DRIVE-HOME

The iMOW® chooses the direct route back to its docking station to save time and energy.

RAIN SENSOR

Depending on the selected sensitivity setting of the rain sensor, the iMOW® can pause the mowing process during precipitation to protect wet grass.

EASY & INTUITIVE OPERATION

Via the MY iMOW® app, control panel with voice output and LED strip.

CONNECTIVITY - WIFI & BLUETOOTH®

Allows for convenient, flexible control of your iMOW® robotic mower.

VOICE CONTROL

iMOW® can be integrated into your smart home system and conveniently operated by voice control.

SHORT ACTIVE MOWING TIMES

Short charging and mowing times allow you to enjoy more leisure time on your lawn.

PROGRAMMABLE MOWING TIMES

Decide when the mower is able to work in order to match your lifestyle

ZONE MANAGEMENT

If necessary, you can divide your lawn into various zones, which can then be mown at different times.

QUIET AND UNOBTUSIVE

The mowing system of the iMOW® robotic lawn mower is optimised to reduce disruption, ensuring that the mower is quiet and unobtrusive when in use.

ROBUST DESIGN

Our robotic mowers are made with 100% STIHL quality - for 100% reliability.

EASY BLADE REPLACEMENT

Changing the blades is easy and can be done without tools.

OVER-THE-AIR UPDATES

Access the latest functions and adjustments with regular updates.

MODERN DESIGN

Making the mower an attractive sight in your garden.

AMBIENT LIGHT

Individually adjustable LED strips.

iMOW® ALARM

Protects your iMOW® by deterring would-be thieves from carrying off your robotic mower.

ULTRASOUND SENSORS

To protect your mower as it negotiates obstacles.

WIDE RANGE OF ACCESSORIES

Allowing you to get the most out of your iMOW® robotic mower.

EXCLUSIVELY WITH THE iMOW® EVO

STEEP SLOPES

The iMOW® EVO can operate on inclined gradients up to 45%. And with the optional iMOW® Upgrade Kit 10, it can even master slopes up to 60%.

CONNECTIVITY - WIFI & BLUETOOTH® & MOBILE NETWORK

Facilitates flexible control of the iMOW® EVO robotic mower, even when you're not connected to your home wireless network.

LED MATRIX

For communication that's even more user-friendly.





NEW - COMING SOON
iMOW®



FOR LAWNS MEASURING UP TO 1,500 m²

iMOW® 5
Order number **IA01 011 1401**

FOR LAWNS MEASURING UP TO 3,000 m²

iMOW® 6
Order number **IA01 011 1431**

FOR LAWNS MEASURING UP TO 5,000 m²

iMOW® 7
Order number **IA01 011 1461**

Fully automatic robotic mulching lawn mower. Available in 3 versions depending on lawn area coverage required. New mowing system with 3 free-swinging blades, electric cut-height adjustment between 20 - 60 mm, situational speed adjustment and 40% incline capability ensures an outstanding mowing result and a clean cut. Intuitive control via the MY iMOW® app over wifi or Bluetooth®, or via simple operational panel on the iMOW®. Create customised mowing plans and set pre-determined lawn zones via the MY iMOW® app, greater flexibility and time to enjoy your garden. Visual communication via the LED strips on the front and rear of the machine. Ultrasonic sensor detects obstacles before making contact and changes the drive direction automatically. Smart docking function and efficient charge management help to keep the robotic mower's active mowing times short. Quiet operation, simple installation. Delivery includes: iMOW® robotic mower, docking station, 4 pegs, 9 spare blades, iMOW® ruler.

NEW - COMING SOON
iMOW® EVO



FOR LAWNS MEASURING UP TO 1,500 m²

iMOW® 5 EVO
Order number **IA01 011 1411**

FOR LAWNS MEASURING UP TO 3,000 m²

iMOW® 6 EVO
Order number **IA01 011 1441**


FOR LAWNS MEASURING UP TO 5,000 m²

iMOW® 7 EVO
Order number **IA01 011 1471**

Fully automatic robotic mulching lawn mower. Available in 3 versions depending on lawn area coverage required. New mowing system with 3 free-swinging blades, electric cut-height adjustment between 20 - 60 mm, situational speed adjustment and 45% incline capability ensures an outstanding mowing result and a clean cut. Incline capability can be increased to a maximum of 60% using iMOW® Upgrade Kit 10, available as an accessory. Intuitive control via the MY iMOW® app over wifi, Bluetooth®, model network, or via simple operational panel on the iMOW®. Create customised mowing plans and set pre-determined lawn zones via the MY iMOW® app, greater flexibility and time to enjoy your garden. Visual communication via the LED strips on the front and rear of the machine, and LED matrix on the top hood. Ultrasonic sensor detects obstacles before making contact and changes the drive direction automatically. Smart docking function and efficient charge management help to keep the robotic mower's active mowing times short. Quiet operation, simple installation. Delivery includes: iMOW® robotic mower, docking station, 4 pegs, 9 spare blades, iMOW® ruler.



iMOW® RMI ROBOTIC MOWERS IN DETAIL



TECHNOLOGY

01 MOVING HOOD WITH SENSORS

The robust hood protects the iMOW® against the weather. In addition, sensors integrated into the hood can detect contact with an object on the lawn area and immediately initiate a change of direction.

02 MULCHING MOWING DECK

The sturdy mulching blade ensures a precise cutting pattern even when mowing high grass. Its rotational direction changes automatically every time the blade stops to ensure even blade wear. Blade changes can be carried out without tools.

03 MAXIMUM GRADIENT CAPABILITY

The models in the RMI 4 series can handle inclines up to 40%.

04 ADAPTIVE SLOPE SPEED

During mowing, Adaptive Slope Speed technology optimally adjusts the mower speed according to the slope of the mowing area.

05 SELF-DOCKING FUNCTION

Based on an internally created virtual map of the mowing area as well as its current position during the mowing process, the iMOW® calculates the most efficient and fastest route back to the charging station in all kinds of gardens. Both the virtual map and the direct route to the charging station are constantly adjusted to changing conditions e.g. obstacles.

RMI 4 SERIES ROBOTIC MOWERS

- Fully automatic lawn mowing
- Small - medium size lawns
- Compact size, efficient operation

For up to date pricing, please download the STIHL app or visit www.stihl.co.uk

FOR LAWNS MEASURING UP TO 800 m²



RMI 422

Fully automatic robotic mulching mower, designed for smaller areas. Cutting width 20 cm. Delivery includes: charging station, AKM 100 small-area module, 4 pegs, iMOW® ruler.

Order number **6301 012 1402**

FOR LAWNS MEASURING UP TO 1,500 m²



RMI 422 P

Fully automatic robotic mulching mower. Performance model includes higher capacity battery for longer active times. Cutting width 20 cm. Delivery includes: charging station, AKM 100 small-area module, 4 pegs, iMOW® ruler.

Order number **6301 012 1406**

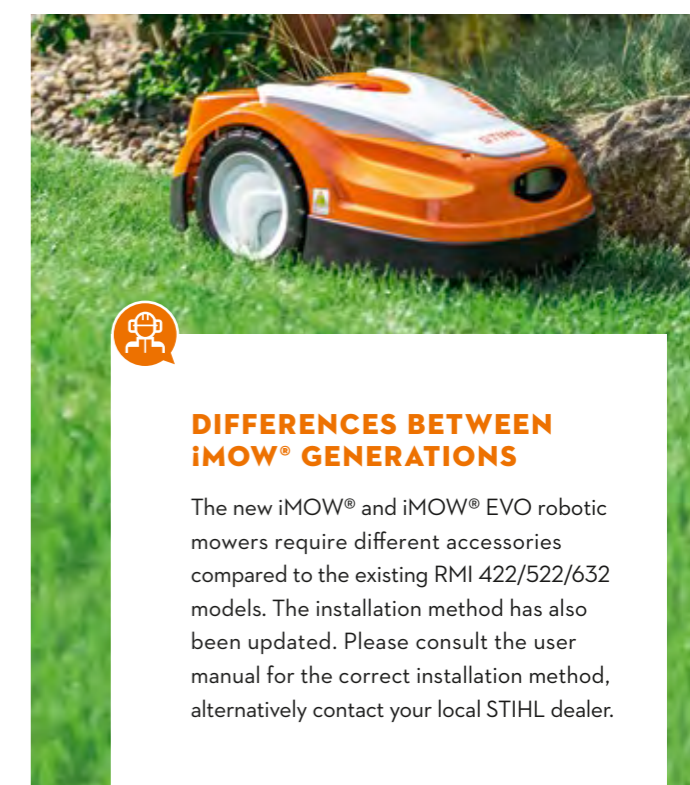
FOR LAWNS MEASURING UP TO 1,700 m²



RMI 422 PC

Fully automatic robotic mulching mower. Optionally activated direct drive home. Straightforward and convenient access via the iMOW® app. Cutting width 20 cm. Delivery includes: charging station, AKM 100 small-area module, 4 pegs, iMOW® ruler.

Order number **6301 012 1412**



DIFFERENCES BETWEEN iMOW® GENERATIONS

The new iMOW® and iMOW® EVO robotic mowers require different accessories compared to the existing RMI 422/522/632 models. The installation method has also been updated. Please consult the user manual for the correct installation method, alternatively contact your local STIHL dealer.



RMI 5 SERIES ROBOTIC MOWER

- Fully automatic lawn mowing
- Medium size lawns
- Direct drive home

For up to date pricing, please download the STIHL app or visit www.stihl.co.uk

RMI 6 SERIES ROBOTIC MOWERS

- Fully automatic lawn mowing
- Large lawns
- Access via the iMOW® app is possible in all C and PC models

For up to date pricing, please download the STIHL app or visit www.stihl.co.uk

FOR LAWNS MEASURING UP TO 2,100 m²

WHILE STOCKS LAST! RMI 522 C

Access via the iMOW® app

Fully automatic and compact robotic mower for mid-sized lawn areas of up to 2,100 m². Cuts grass, shreds clippings, and fertilises in one work step as a mulch mower, while also ensuring an excellent result and cutting pattern. Optionally activated self-docking function. Straightforward and convenient access via the iMOW® app. Cutting width 20 cm, weight 10.0 kg^⓪. Delivery includes: docking station, 4 pegs, iMOW®, ruler.

Order number **6305 011 1401**



FOR LAWNS MEASURING UP TO 3,000 m²

WHILE STOCKS LAST! RMI 632

Fully automatic robotic mower for large lawn areas of up to 3,000 m². Cuts, shreds the cuttings, and fertilises as a mulch mower in one work process. Cutting width 28 cm, weight 14.0 kg^⓪. Delivery includes: docking station, 4 pegs, iMOW® ruler.

Order number **6309 012 1434**



FOR LAWNS MEASURING UP TO 4,000 m²

WHILE STOCKS LAST! RMI 632 P

Fully automatic robotic mower for large lawns up to 4,000 m². Cuts, shreds and fertilises as a mulching mower in a single operation. Designed to mow in the shortest possible time. Capable of slopes of up to 45%. Cutting width 28 cm, weight 14.0 kg^⓪. Includes: docking station, 4 pegs, iMOW® ruler.

Order number **6309 012 1414**



FOR LAWNS MEASURING UP TO 3,200 m²

WHILE STOCKS LAST! RMI 632 C

Fully automatic robotic mower for large lawns up to 3,200 m². Cuts, shreds and fertilises as a mulching mower in a single operation. Designed to mow in the shortest possible time. Capable of slopes of up to 45%. Communication capability via app. Cutting width 28 cm, weight 14.0 kg^⓪. Includes: docking station, 4 pegs, iMOW® ruler.

Order number **6309 012 1424**



FOR LAWNS MEASURING UP TO 5,000 m²

WHILE STOCKS LAST! RMI 632 PC

Access via the iMOW® app

Fully automatic robotic mower for very large lawn areas of up to 5,000 m². Cuts, shreds the cuttings, and fertilises as a mulch mower in one work process. Straightforward and convenient access via the iMOW® app. Cutting width 28 cm, weight 15.0 kg^⓪. Delivery includes: docking station, 4 pegs, iMOW® ruler.

Order number **6309 012 1404**



PERIMETER WIRE, PEGS AND WIRE CLIPS ARE REQUIRED FOR INSTALL. INSTALLATION KITS ARE AVAILABLE IN 3 SIZES TO SUIT YOUR GARDEN.

SEE FROM PAGE

190



C = Communication
P = Performance

⓪ Weight including battery
Ⓜ Explanation of symbols on page 448

Ⓜ Subject to product registration and annual servicing

ACCESSORIES FOR ROBOTIC MOWERS

INSTALLATION

NEW INSTALLATION KITS

Complete kits for marking the boundary of the active lawn area for your robotic mower. Suitable for all iMOW® models.



iMOW® Install Kit 1

Contains: 150 m boundary wire (roll), Ø 3.4 mm, 3 wire clips, 250 fixing nails

Order number **IA00 007 1004**

iMOW® Install Kit 2 PLUS

Contains: 400 m boundary wire (roll), Ø 3.4 mm, 7 wire clips, 500 fixing nails

Order number **IA00 007 1005**

iMOW® Install Kit 3 Bio

Contains: 300 m boundary wire (roll), Ø 3.4 mm, 6 wire clips, 400 Bio fixing nails

Order number **IA00 007 1006**

NEW BOUNDARY WIRE

For setting the lawn area your robotic mower is to work within. Boundary wire is included with all installation kits.



150 m (roll), Ø 3.4 mm
Order number **IA00 400 8600**

500 m (roll), Ø 3.4 mm
Order number **IA00 400 8601**

NEW FIXING NAILS

Already included in the iMOW® Installation Kits. Secures the boundary wire in the lawn.



75 units
Order number **IA00 007 1000**

Bio Fixing Nails
100% biodegradable



100 units
Order number **IA00 007 1001**

NEW WIRE CLIPS

For stable connections in boundary wire and guide wire. Wire clips are included in all installation kits.



10 units
Order number **IA00 007 1002**

50 units
Order number **IA00 007 1003**

NEW FIXING KIT

For repairing iMOW® boundary wire. For use on all iMOW® models. Contains: 10 fixing nails, 6 wire clips, 5 m boundary wire.



Order number **IA00 007 1007**

NEW - COMING SOON BLADE KITS

For new iMOW® and iMOW® EVO models.



9 blades
Order number **IA00 007 4201**

18 blades
Order number **IA00 007 4202**

CLEANING AND CARE

iMOW® & LAWN MOWER CARE & CLEAN KIT

Cleaning and maintenance kit for iMOW® and lawn mowers. For effective cleaning of the housing, mower unit, and iMOW® docking station.

iMOW® & lawn mower Care & Clean Kit - standard pack

1 × MultiClean, 500 ml
1 × cleaning brush with scraper
1 × microfibre cloth (grey)



Order number **0782 516 8600**

CHARGING AND PROTECTION

SUN CANOPY

Optional protection for your robotic mower against strong sunlight, other weather effects and dirt.



AIP 602 for RMI 422, 522 and 632 models
Order number **6909 780 5401**

NEW - COMING SOON SUN CANOPY

Optional protection for your robotic mower against strong sunlight, other weather effects and dirt.



For new iMOW® and iMOW® EVO models
Order number **IA01 780 4300**

NEW - COMING SOON WALL MOUNT

Secure and compact storage of new iMOW® and iMOW® EVO models.



Order number **IA00 500 2300**

MOWING AND DRIVING

TRACTION WHEELS

Drive wheels for better all-terrain capability. Contains: 2 units.



ART 220 for series RMI 422 and 522
Order number **6909 700 0425**

ART 240 for series RMI 632
Order number **6909 700 0412**

NEW - COMING SOON
Upgrade Kit 10
for iMOW® EVO models only.
Increases maximum gradient to 60%.



Order number **IA01 007 4700**

HEAVY FRONT WHEELS^①

For particularly undulating terrain.



AVS 100 for RMI 422 and 522
Order number **6909 007 1052**

WHEEL WEIGHTS SET^②

Additional weights for securing to the front wheels of the robotic mower. Helps to deal with particularly bumpy terrain.



For the RMI 422 and 522
Order number **6909 710 0800**

AKM 100 SMALL-AREA MODULE SET

For mowing areas <100 m² or with a wire length of <175 m, the AKM 100 needs to be installed together with the perimeter wire for mowing areas with a wire length of < 80 m (RMI 422 models) or < 20 m (new iMOW® and iMOW® EVO models).



AKM 100 for all iMOW®
Order number **6909 007 1089**

① Can only be used for RMI 4 and RMI 6 in the .0 generation (evolution number). To determine the appropriate accessories, please check the type designation and evolution number on the rating plate of your power tool.

② Suitable for RMI 4 series in generation .1 and .2 (evolution number) and for RMI 5 series in generation .0 (evolution number). To determine the appropriate accessories, please check the type designation and evolution number on the rating plate of our power tool.





Order number	Maximum lawn area ^① (m ²)	Maximum gradient (%)	Cutting width (cm)	Cutting height (mm)	Active time ^② (h/week)	Battery type	Battery capacity (Wh)	Weight (kg)	Sound pressure level ^③ (dB(A))	Sound power level ^③ (dB(A))	Guide wire (pieces)	Mulch mower unit	Rain sensor	App access	Ambient light front and rear / LED matrix	Bluetooth [®] + wifi / mobile network	Ultrasound sensors
ROBOTIC MOWERS																	
RMI 422	6301 012 1402	800	35	20	20 - 60 (manual)	Lithium-Ion	42	9.0	49	62	-	•	•	-	-/-	-/-	-
RMI 422 P	6301 012 1406	1,500	40	20	20 - 60 (manual)	Lithium-Ion	104	10.0	49	62	-	•	•	-	-/-	-/-	-
RMI 422 PC	6301 012 1412	1,700	40	20	20 - 60 (manual)	Lithium-Ion	104	10.0	49	62	-	•	•	•	-/-	-/•	-
RMI 522 C	6305 011 1401	2,100	40	20	20 - 60 (multi-level)	Lithium-Ion	104	10.0	52	60	-	•	•	•	-/-	-/•	-
RMI 632^④	6309 012 1434	3,000	45	28	20 - 60 (multi-level)	Lithium-Ion	133	14.0	48	59	-	•	•	-	-/-	-/-	-
RMI 632 C^④	6309 012 1424	3,200	45	28	20 - 60 (multi-level)	Lithium-Ion	133	15.0	48	59	-	•	•	•	-/-	-/•	-
RMI 632 P^④	6309 012 1414	4,000	45	28	20 - 60 (multi-level)	Lithium-Ion	200	15.0	48	59	-	•	•	-	-/-	-/-	-
RMI 632 PC^④	6309 012 1404	5,000	45	28	20 - 60 (multi-level)	Lithium-Ion	200	15.0	48	59	-	•	•	•	-/-	-/•	-
iMOW[®] 5	IA01 011 1401	1,500	40	28	20 - 60 (electric)	Lithium-Ion	83	14.0	48	61	2	•	•	•	•/-	•/-	•
iMOW[®] 5 EVO	IA01 011 1411	1,500	45 (60) ^⑤	28	20 - 60 (electric)	Lithium-Ion	83	15.0	48	61	3	•	•	•	•/•	•/•	•
iMOW[®] 6	IA01 011 1431	3,000	40	28	20 - 60 (electric)	Lithium-Ion	180	15.0	48	61	2	•	•	•	•/-	•/-	•
iMOW[®] 6 EVO	IA01 011 1441	3,000	45 (60) ^⑤	28	20 - 60 (electric)	Lithium-Ion	180	15.0	48	61	3	•	•	•	•/•	•/•	•
iMOW[®] 7	IA01 011 1461	5,000	40	28	20 - 60 (electric)	Lithium-Ion	259	15.0	48	61	2	•	•	•	•/-	•/-	•
iMOW[®] 7 EVO	IA01 011 1471	5,000	45 (60) ^⑤	28	20 - 60 (electric)	Lithium-Ion	259	16.0	48	61	3	•	•	•	•/•	•/•	•

• As standard
 Only while stocks last!

P = Performance
 C = Communication

① Under ideal conditions (few obstacles, straightforward geometry and minimal gradients in the garden, moderate lawn growth)
 ② The all-terrain capability of iMOW[®] EVO models can be increased to tackle gradients up to 60% with the (IA01 007 4700) iMOW[®] Upgrade Kit 10

③ Under ideal conditions (few obstacles, straightforward geometry and minimal gradients in the garden, moderate lawn growth), refers to the stated maximum area
 ④ K-factor in accordance with Directive 2006/42/EC = 2.0 dB(A)

⑤ Coming soon
 ⑥ Does not fall under the 2000/14/EC Noise Directive, K_{WA} 3 (dB(A)) uncertainty factor in accordance with Dir. 2006/42/ECRS



LAWN MOWERS IN DETAIL



TECHNOLOGY

- 01 DIRECT DRIVE**
The direct drive of the electric motors in our cordless models are energy efficient, providing excellent mowing performance and a large mown area per battery charge.
- 02 FLOW-OPTIMISED BLADE**
The flow-optimised blade is designed to lift the grass, allow it to be cut and move the grass into the collector box. The minimal resistance enables a longer battery run time. An integrated bending zone on the blade helps protect the crankshaft or motor against damage should the blade hit something.
- 03 ECO MODE**
In "Eco mode", the engine automatically regulates its blade speed depending on the load on the blade. For example, in higher, denser grass the blade will spin faster, whereas a trimming cut will operate with a lower blade speed. This helps you mow for longer.
- 04 CENTRAL CUT-HEIGHT ADJUSTMENT**
The central cutting height adjustment is spring-loaded making it easy to adjust the height of the mower. They have several adjustment levels to obtain the desired cutting height. The current height is indicated by a scale.

CONVENIENCE

- 05 COMFORT HANDLEBAR**
The innovative comfort handlebars give a number of key benefits. Folding handles mean the tool takes up less space during storage. Accessing and removing the grass collection box is an effortless task as there are no bars limiting access, and the box itself can be easily removed. Tool-free height adjustment enables the handlebar to be easily adapted to the user's height too.
- 06 EASY OPENING GRASS COLLECTION BOX WITH FILL LEVEL DISPLAY**
The grass collection box is simple to open up and empty in just a few movements. The fill level status lets you easily see when the grass collection box is full.
- 07 RETROFITTABLE MULCH KIT**
A mulching kit is available as an additional accessory. The kit includes an insert to block the cuttings shoot so the cut grass does not go into the collection box. Instead, it is cut up into small pieces and placed back on the lawn. This supplies nutrients to the lawn and means it is no longer necessary to dispose of the cuttings. The mulch kit is available for 3 series models upwards.

Please note that not all products include the features presented here. Only the most important features are described on this page. For further explanations and information, see from page 448 or online at stihl.co.uk.

2 SERIES PETROL LAWN MOWERS

- For domestic use
- Practical lawn mowers for medium-sized areas
- Good cutting and collecting performance
- Efficient petrol engines
- Simple, robust design

£ For up to date pricing, please download the STIHL app or visit www.stihl.co.uk



FOR LAWNS MEASURING UP TO 1,200 m²



RM 248
139 cm³ • 2.1 kW / 2.8 hp • 28.0 kg[Ⓣ]

Manoeuvrable petrol lawn mower with 46 cm / 18" cutting width for medium-sized lawns. Features the STIHL EVC 200 engine. Central cutting height adjustment, foldable handlebar. Includes 55-litre grass catcher box.

Order number **6350 011 3455**

FOR LAWNS MEASURING UP TO 1,200 m²



RM 248 T
139 cm³ • 2.1 kW / 2.8 hp • 28.0 kg[Ⓣ]

Manoeuvrable petrol lawn mower with 46 cm / 18" cutting width for medium-sized lawns. Features the STIHL EVC 200 engine. Central cutting height adjustment, foldable handlebar and 1-speed drive for ease of operation. Includes 55-litre grass catcher box.

Order number **6350 011 3460**

FOR LAWNS MEASURING UP TO 1,800 m²



RM 253 T
139 cm³ • 2.1 kW / 2.8 hp • 29.0 kg[Ⓣ]

Manoeuvrable petrol lawn mower with 51 cm / 20" cutting width for medium-sized and large lawn. Features the STIHL EVC 200 engine. Central cutting height adjustment, foldable handlebar and 1-speed drive for ease of operation. Includes 55-litre grass catcher box.

Order number **6371 011 3440**

£ For pricing, please download the STIHL app or visit www.stihl.co.uk

Ⓣ Net weight excluding fuels and lubricants
Ⓜ Subject to product registration and annual servicing
T = Single-gear drive



4 SERIES PETROL LAWN MOWERS

- For domestic use
- Mid-sized and larger lawn areas
- With cutting widths of 41 and 46 cm
- Powerful motors

For up to date pricing, please download the STIHL app or visit www.stihl.co.uk



FOR LAWNS MEASURING
UP TO 1,200 m²



RM 443 T

139 cm³ • 2.1 kW / 2.8 hp • 27.0 kg[Ⓞ]

Compact petrol lawn mower with 41 cm / 16" cutting width for medium-sized lawns. Features a STIHL EVC 200 engine. Central cutting height adjustment, super soft grip, QuickFix quick clamping device, easy-running wheels and 1-speed gearing for comfortable working. Includes fold-open 55-litre grass catcher box with level indicator.

Order number **6338 011 3416**

AMK 043 Mulching kit
Order number **6909 007 1083**

FOR LAWNS MEASURING
UP TO 1,200 m²



RM 448 TC

139 cm³ • 2.1 kW / 2.8 hp • 28.0 kg[Ⓞ]

Robust petrol lawn mower with 46 cm / 18" cutting width for medium-sized lawns. Features a STIHL EVC 200 engine. Central cutting height adjustment, foldable comfort handlebar with 2 height settings and easy access to the grass catcher box, with 1-speed drive for comfortable working. Includes easy opening 55-litre grass catcher box with level indicator.

Order number **6358 011 3425**

AMK 048 Mulching kit
Order number **6909 007 1034**

FOR LAWNS MEASURING
UP TO 1,200 m²



RM 448 TX

139 cm³ • 2.1 kW / 2.8 hp • 27.0 kg[Ⓞ]

Economic petrol lawn mower with 46 cm / 18" cutting width for medium-sized lawns. Features a STIHL EVC 200 engine. Central cutting height adjustment, foldable handlebar with super soft grip, QuickFix quick release and 1-speed gearing for comfortable working. Includes easy opening 55-litre grass catcher box with level indicator.

Order number **6358 011 3435**

AMK 048 Mulching kit
Order number **6909 007 1034**

FOR LAWNS MEASURING
UP TO 1,200 m²



RM 448 VC

166 cm³ • 2.6 kW / 3.5 hp • 29.0 kg[Ⓞ]

Sturdy petrol-driven lawn mower with a 46 cm / 18" cutting width for mid-sized lawn areas. Features a STIHL EVC 300 engine. Central cut-height adjustment, 2-setting height-adjustable comfort handlebar, smooth-running wheels, and Vario wheel drive for comfortable work. Including folding 55-litre grass catcher box with fill-level indicator.

Order number **6358 011 3453**

AMK 048 Mulching kit
Order number **6909 007 1034**

**The Telegraph
Recommended** 2022

We're delighted to announce that the STIHL RM 448 petrol lawn mower range came top of the list in The Telegraph's 2022 Recommended petrol lawn mower category. The judges liked the easy opening grass box, the sturdy but lightweight polymer deck, and the engine's ability to cope with tough grass on varied terrain.

For up to date pricing, please download the STIHL app or visit www.stihl.co.uk

C = Comfort version
T = Single-gear drive
V = Vario drive
X = Economy model

Ⓞ Net weight excluding fuels and lubricants
Ⓢ Subject to product registration and annual servicing

PAGE **199**
MOTO4PLUS

STIHL Moto4Plus is a power tool petrol developed specifically for STIHL small 4-stroke engines. It is free of ethanol and contains virtually no olefins or aromatic compounds. Its low level of emissions makes it particularly user and engine-friendly, and because it can be stored for up to five years, the fuel also ensures maximum performance over the long term.



5 SERIES PETROL LAWN MOWERS

- For domestic use
- For mowing larger areas
- Compact and powerful
- With 1-speed or Vario drive
- Also as rear-roller with lawn roller VR model

£ For up to date pricing, please download the STIHL app or visit www.stihl.co.uk



FOR LAWNS MEASURING
UP TO 1,200 m²



RM 545 T

166 cm³ • 2.6 kW / 3.5 hp • 30.0 kg[Ⓞ]

Compact, sturdy, and powerful petrol-driven lawn mower with a 43 cm / 17" cutting width for mid-sized lawn areas. Features a STIHL EVC 300 engine. Central cut-height adjustment, 3-setting height-adjustable folding bar and single-gear wheel drive for comfortable and efficient work. Including folding 60-litre grass catcher box with fill-level indicator.

Order number **6340 011 3409**

AMK 045 Mulching kit
Order number **6909 007 1047**

FOR LAWNS MEASURING
UP TO 1,200 m²



RM 545 VM

166 cm³ • 2.6 kW / 3.5 hp • 31.0 kg[Ⓞ]

Compact, robust and powerful petrol mulching lawn mower with 43 cm / 17" cutting width for medium-sized lawns. Comes with mulching blade and mulching plug to drop grass clippings back onto the lawn as a natural fertiliser. Features a STIHL EVC 300 engine. Central cutting height adjustment, foldable handlebar with 3 height settings and vario drive to adjust the speed of the mower between 2.2 and 3.8 km/h for comfortable and flexible working. Includes easy opening 60-litre grass catcher box with level indicator.

Order number **6340 011 3434**

AMK 045 Mulching kit
Order number **6909 007 1047**

£ For up to date pricing, please download the STIHL app or visit www.stihl.co.uk

FOR LAWNS MEASURING
UP TO 1,200 m²



**INCL. ROBUST
REAR ROLLER**

RM 545 VR

166 cm³ • 2.6 kW / 3.5 hp • 31.0 kg[Ⓞ]

Compact, robust and powerful petrol lawn mower with a rear roller and 43 cm / 17" cutting width for medium-sized lawns. Leaves a striped effect on the lawn when mowing. Features a STIHL EVC 300 engine. Central cutting height adjustment, foldable handlebar with 3 height settings and vario drive to adjust the speed of the mower between 2.4 and 4.0 km/h for flexible mowing. Includes easy opening 60-litre grass catcher box with level indicator.

Order number **6340 011 3464**

AMK 045 Mulching kit
Order number **6909 007 1047**

MOTO4PLUS

Power tool petrol developed specifically for STIHL small 4-stroke engines. User-friendly and engine-friendly thanks to fewer emissions (free from ethanol; almost no olefins and aromatic compounds). Can be kept in storage for up to five years. Reliable top performance - STIHL small 4-stroke engines and STIHL Moto4Plus are made for each other; all conceivable applications have been rigorously tested.

11 Order number **7009 319 0003** **NEW 201** Order number **7009 874 0105**

51 Order number **7009 319 0002**

C = Comfort version
T = 1-gear wheel drive
V = Vario drive
Ⓞ Net weight excluding fuels and lubricants
Ⓢ Subject to product registration and annual servicing



PAGE **363**

RM CARE & CLEAN KIT

STIHL lawn mowers are your reliable assistant when it comes to a beautiful and well-maintained lawn. However, to get the most of your lawn mower, you should give it a little care on a regular basis. Our cleaning and care kit contains everything you need to do this: the brush is perfect for cleaning the mowing deck as well as the underside of the lawn mower. With STIHL MultiClean, you can remove dirt from the housing without damaging the polymer in the process. You can then complete the final step, using the microfibre cloth to achieve a spotlessly clean finish. You can also use the Care & Clean Kit for maintaining your iMOW[®] robotic mower!



6 SERIES PETROL LAWN MOWERS

- For domestic use and landscape gardeners (RM 655 RS)
- For mowing large lawn areas
- With 3-in-1 function for cutting, mulching and catching
- Powerful motors
- Equipped with numerous comfort features
- Also as rear-roller model for stripe effect

£ For up to date pricing, please download the STIHL app or visit www.stihl.co.uk



FOR LAWNS MEASURING
UP TO 2,000 m²



RM 650 T

173 cm³ • 2.6 kW / 3.5 hp • 45.0 kg[Ⓞ]

Powerful petrol lawn mower with 48 cm / 19" cutting width for larger lawns. Features a Kohler XT800 series OHV SC engine. Multi-blade for cutting, collecting and mulching. Central cutting height adjustment, folding, comfort handlebar for easy access to the grass catcher box. With super soft grip and 1-speed gearing for comfortable and efficient working. Includes easy opening 70-litre grass catcher box with level indicator.

Order number **6364 011 3441**

FOR LAWNS MEASURING
UP TO 2,000 m²



RM 650 V

166 cm³ • 2.6 kW / 3.5 hp • 48.0 kg[Ⓞ]

Powerful petrol lawn mower with 48 cm / 19" cutting width for larger lawns. Features a Kohler XT800 series OHV SC engine. Multi-blade for cutting, collecting and mulching. Central cutting height adjustment, folding, comfort handlebar for easy access to the grass catcher box. With super soft grip and vario drive speed between 2.6 and 4.6 km/h for flexible, comfortable and efficient working. Includes easy opening 70-litre grass catcher box with level indicator.

Order number **6364 011 3401**

£ For up to date pricing, please download the STIHL app or visit www.stihl.co.uk

FOR LAWNS MEASURING
UP TO 2,500 m²



RM 655 V

173 cm³ • 2.6 kW / 3.5 hp • 46.0 kg[Ⓞ]

Powerful petrol lawn mower with 53 cm / 21" cutting width for larger lawns. Features a Kohler XT800 series OHV SC engine. Multi-blade for cutting, collecting and mulching. Central cutting height adjustment, folding, comfort handlebar for easy access to the grass catcher box. With super soft grip and vario drive speed between 2.6 and 4.6 km/h for flexible, comfortable and efficient working. Includes easy opening 70-litre grass catcher box with level indicator.

Order number **6374 011 3401**

FOR LAWNS MEASURING
UP TO 2,500 m²



RM 655 VS

173 cm³ • 2.6 kW / 3.5 hp • 50.0 kg[Ⓞ]

Powerful petrol lawn mower with a 53 cm / 21" cutting width for large lawn areas. Features a Kohler HD775 series OHV SC engine. Multi-blade for cutting, catching and mulching. Blade-brake coupling, central cut-height adjustment, comfort handlebar with super-soft handle, and Vario wheel drive for comfortable and efficient work. Including folding 70-litre grass catcher box with fill-level indicator.

Order number **6374 011 3412**

R = Rear roller T = 1-gear wheel drive Ⓞ Net weight excluding fuels and lubricants
S = Blade-brake coupling V = Vario drive ⊗ Subject to product registration and annual servicing

FOR LAWNS MEASURING
UP TO 2,500 m²



RM 655 RS

173 cm³ • 2.6 kW / 3.5 hp • 56.0 kg[Ⓞ]

Powerful rear roller petrol lawn mower with 53 cm / 21" cutting width for larger lawns. Features a Kohler HD775 series OHV SC engine. Stainless steel rear roller with high quality sealed bearings and robust drive mechanism for a professional striped finish. Central cutting height adjustment, folding, comfort handlebar for easy access to the grass catcher box. Blade Brake clutch allows the engine to run while the blade is stopped to empty the grass catcher box and also offers additional crankshaft protection. With super soft grip, 1 speed drive (4.2 km/h) for the best balance of mowing speed and quality of cut. Includes easy opening 70-litre grass catcher box with level indicator.

Order number **6374 011 3432**



Lawn stripes at Euridge Manor, by STIHL Ambassador Andy Wain

PROFESSIONAL TIP THE PERFECT STRIPE

The RM 655 RS was specifically designed in GB for our tough mowing conditions. Building on the 6 series platform, the rear roller is made from stainless steel - designed to be long lasting and the smooth profile helps reduce any marks left on the lawn. It is recommended to push the mower to start it moving rather than letting it pull itself. With the weight of the roller and the machine, it creates a bold stripe that will please the most discerning customers. Beyond the roller, the high lift blade, aerodynamic deck and high flow grass box ensures class leading cut and collection even in the wet.



7 SERIES PETROL LAWN MOWERS

- For professional users in park and garden maintenance
- For mowing more extensive lawns
- Exceptional durability, robust design
- Extremely powerful engines



For up to date pricing, please download the STIHL app or visit www.stihl.co.uk

FOR LAWNS MEASURING
UP TO 3,000 m²



RM 756 GS

179 cm³ • 2.9 kW / 3.9 hp • 60.0 kg[Ⓞ]

Professional and very powerful petrol-driven lawn mower with a 54 cm / 21.2" cutting width for large lawn areas. Features a Kawasaki FJ 180 V KAI OHV engine. Blade-brake coupling and crankshaft guard, cutting height adjustment by wheel, height-adjustable bar with super-soft handle, and 3-gear wheel drive for comfortable and efficient work. Including 80-litre grass catcher box.

Order number **6378 011 3411**

AMK 056 Mulching kit
Order number **6909 007 1024**

FOR LAWNS MEASURING
UP TO 3,000 m²



RM 756 YC

179 cm³ • 2.9 kW / 3.9 hp • 61.0 kg[Ⓞ]

Professional, very powerful petrol-driven lawn mower with a 54 cm / 21.2" cutting width for large lawn areas. Features a Kawasaki FJ 180 V KAI OHV engine. Blade-brake coupling and crankshaft guard, cut-height adjustment by wheel, comfort handlebar with super-soft handle, and hydrostatic wheel drive for comfortable and efficient work. Including 80-litre grass catcher box with fill-level indicator.

Order number **6378 011 3421**

AMK 056 Mulching kit
Order number **6909 007 1024**

FOR LAWNS MEASURING
UP TO 3,000 m²



RM 756 GC

179 cm³ • 2.9 kW / 3.9 hp • 60.0 kg[Ⓞ]

Professional and very powerful petrol-driven lawn mower with a 54 cm / 21.2" cutting width for large lawn areas. Features a Kawasaki FJ 180 V KAI OHV engine. Blade-brake coupling and crankshaft guard, cut-height adjustment by wheel, comfort handlebar with super-soft handle, and 3-gear wheel drive for comfortable and efficient work. Including 80-litre grass catcher box with fill-level indicator.

Order number **6378 011 3431**

AMK 056 Mulching kit
Order number **6909 007 1024**



MOTO4PLUS

Power tool petrol developed specifically for STIHL small 4-stroke engines. User-friendly and engine-friendly thanks to fewer emissions (free from ethanol; almost no olefins and aromatic compounds). Can be kept in storage for up to five years. Reliable top performance - STIHL small 4-stroke engines and STIHL Moto4Plus are made for each other; all conceivable applications have been rigorously tested.

11 Order number **7009 319 0003** **NEW 20 l** Order number **7009 874 0105**

5 l Order number **7009 319 0002**



LAWN MOWERS FOR PROFESSIONALS

Packed with innovative features to make landscaping tasks simple, the 7 series STIHL lawn mowers all have a powerful and robust Kawasaki FJ 180 V KAI OHV engine that is built to stand the test of time, alongside a three-litre fuel tank so you can mow for longer before refuelling.

They all feature a blade brake clutch mechanism so you can empty the grass catcher bag whilst the engine is running. It also means you can move the mower from area to area using the drive, but without the blade moving. The blade brake clutch feature also protects the crankshaft so that it is less likely to be damaged if the mower blade hits an object in the mowing area. The 56 cm magnesium deck is light but exceptionally strong, while a full-size polymer deck insert offers impact protection to make the mower even more durable. Our professional 7 series mowers are the ideal choice if you need a reliable and robust mower with class leading cut and collection, even in the wet - which as we know in Britain, can be quite regular!



For up to date pricing, please download the STIHL app or visit www.stihl.co.uk

C = Comfort version S = Blade-brake coupling Ⓞ Net weight excluding fuels and lubricants
G = 3-gear drive Y = Hydrostatic drive



R SERIES PETROL MULCHING LAWN MOWERS

- For demanding private users and landscape gardeners
- Finely shreds grass as a natural fertiliser

For up to date pricing, please download the STIHL app or visit www.stihl.co.uk



FOR LAWNS MEASURING UP TO 2,500 m²



RM 4 RT

149 cm³ • 2.2 kW / 3.0 hp • 36.0 kg[Ⓞ]

Manoeuvrable, efficient petrol mulching mower with 53 cm / 21" cutting width for medium-sized lawns. Features a Kohler XT 675 series OHV SC engine. Central cutting height adjustment, super soft grip and 1 speed front-wheel drive for comfortable working. QuickFix quick-release foldable handlebar for easy transport.

Order number **6383 011 3411**

FOR LAWNS MEASURING UP TO 2,500 m²



RM 4 RTP

173 cm³ • 2.6 kW / 3.5 hp • 44.0 kg[Ⓞ]

Manoeuvrable, efficient petrol mulching mower with 53 cm / 21" cutting width for medium-sized lawns. Features a Kohler XT 800 series OHV SC engine. Powerful, low-emission engine. Central cutting height adjustment, super soft grip and 1-speed front wheel drive for comfortable working. Foldable handlebar for ease of transport.

Order number **6383 011 3422**

P = Performance
R = Mulch mower
T = 1-gear wheel drive

Ⓞ Net weight excluding fuels and lubricants
Ⓜ Subject to product registration and annual servicing

WHAT IS MULCHING?

STIHL mulching lawn mowers are a great alternative to using chemical fertilisers on your lawn and help you to achieve a lush, green lawn using the nutrients from the grass clippings. It's simple to do – instead of collecting the clippings in a grass catcher box or bag, mulching lawn mowers cut the clippings into smaller pieces and return it to the turf as a natural, organic fertiliser. It supplies the lawn with just the right nutrients it needs, including nitrogen, phosphorus and potash.

We recommend following these tips when mulching your lawn:

- The grass shouldn't be too long when mulching, because clippings that are too long can clump together and won't break down into the lawn as quickly. These clumps can also cause problems with the performance of your mower if they start to build up around the blade and deck of your mower. Take between a quarter and a third off the height of the grass for each cut.
- When your lawn is growing at its quickest, you should mulch your lawn up to three times over a two-week period. This may seem like a lot of mowing, but you will save some time with each cut as the grass catcher box won't need to be emptied.
- Avoid mulching when it's wet. The small clippings can clump up when moist which can build up underneath the deck of your mower, and again, won't break down as quickly on the lawn.
- Consider how often you mow – if you are away from the garden for a holiday or during a period of bad weather, the grass may grow too long to mulch. Make sure your lawn is mowed consistently and regularly.



CORDLESS LAWN MOWERS

- For domestic use
- Low-noise and emissions free
- Manoeuvrable and lightweight
- Cable-free for freedom in your garden
- Eco mode for efficient working

£ For up to date pricing, please download the STIHL app or visit www.stihl.co.uk



RMA 235
36 V • 14.0 kg^①

Lightweight, manoeuvrable cordless lawn mower for small lawns. Central cut-height adjustment, automatic eco mode, and flow-optimised blades ensure longer battery life. Adjustable-height bar with 2 settings and foldable for space-saving transport and storage. Easy opening 30 litre grass collection box with fill level display, cutting width 33 cm / 13". **Working area covered with recommended AK 20 battery is up to 300 m².**

RMA 235 excluding battery and charger
Order number **6311 011 1411**

Recommended set
RMA 235 with AK 20 and AL 101

RMA 235 with 2 x AK 20 and AL 101
Order number **6311 200 0033**



RMA 248
36 V • 21.0 kg^①

Easy-to-operate cordless lawn mower with a 46 cm / 18" cutting width for small areas of lawn in noise-sensitive environments. With an EC engine and permanently active eco mode for improved battery runtime. Central cut-height adjustment, folding handle, easy-to-operate controls, sturdy stainless steel housing, and additional battery holder. Large 55-litre grass catcher box with fill-level indicator. **Working area covered with recommended AK 30 battery is up to 250 m².**

RMA 248 excluding battery and charger
Order number **6350 011 1400**

Recommended set
RMA 248 with AK 30 and AL 101

RMA 248 with 2 x AK 30 and AL 101
Order number **6350 200 0006**

£ For up to date pricing, please download the STIHL app or visit www.stihl.co.uk



RMA 339 C
36 V • 16.0 kg^①

Lightweight, manoeuvrable cordless lawn mower for mid-sized lawns. Height adjustable and foldable comfort handlebars for comfortable work and to make emptying the grass catcher box much easier. Central cut-height adjustment, eco mode, and flow-optimised blades ensure longer battery life. Easy opening 40 litre grass collection box with fill level display, cutting width 37 cm / 15". **Working area covered with recommended AK 20 battery is up to 250 m².**

RMA 339 C excluding battery and charger
Order number **6320 011 1422**

Recommended set
RMA 339 C with AK 20 and AL 101

RMA 339 C with 2 x AK 20 and AL 101
Order number **6320 200 0070**

AMK 039 Mulching kit
Order number **6907 007 1081**



RMA 253
36 V • 23.0 kg^①

Cordless lawn mower with a 51 cm / 20" cutting width for larger areas of lawn in noise-sensitive environments. With an EC engine and permanently active eco mode for improved battery runtime. Central cut-height adjustment, folding handle, easy-to-operate engine-stop bar, sturdy stainless steel housing, and additional battery holder. Large 55-litre grass catcher box with fill-level indicator. **Working area covered with recommended AP 200 battery is up to 250 m².**

RMA 253 excluding battery and charger
Order number **6371 011 1400**

Recommended set
RMA 253 with AP 200 and AL 101

C = Comfort version
V = Vario drive
① Weight excluding battery
② Explanation of symbols on page 448
Ⓢ Subject to product registration and annual servicing



RMA 443 C
36 V • 21.0 kg^①

Powerful and manoeuvrable cordless lawn mower for larger areas of lawn. Adjustable comfort handlebar for comfortable work. Central cut-height adjustment, automatic eco mode, and flow-optimised blades ensure longer battery life. Robust polymer housing, folding 55 litre grass collection box with fill level display, cutting width 41 cm / 16". **Working area covered with recommended AP 200 battery is up to 360 m².**

RMA 443 C excluding battery and charger
Order number **6338 011 1405**

Recommended set
RMA 443 C with AP 200 and AL 101

AMK 043 Mulching kit
Order number **6909 007 1083**

VARIABLE SPEED
2.0 - 3.0 / 3.7 / 4.5 km/h



RMA 443 VC
36 V • 23.0 kg^①

Powerful and manoeuvrable cordless lawn mower with variable speed drive, adjustable via a lever on the handlebar. Suitable for larger areas of lawn. Height adjustable and foldable comfort handlebar for comfortable mowing and to make emptying the grass catcher box much easier. Central cut-height adjustment, automatic eco mode, and flow-optimised blades ensure longer battery life. Robust polymer housing, easy opening 55 litre grass collection box with fill level display, cutting width 41 cm / 16". **Working area covered with recommended AP 300 S battery is up to 620 m².**

RMA 443 VC excluding battery and charger
Order number **6338 011 1430**

Recommended set
RMA 443 VC with AP 300 S and AL 301

AMK 443 Mulching kit
Order number **6909 007 1038**



VARIABLE SPEED
2.0-3.0/3.7/4.5 km/h^①



RMA 448 VC

36 V • 24.0 kg^①



Powerful cordless lawn mower with a large cutting width and with variable speed drive, adjustable via a lever on the handlebar. Suitable for mowing large lawns. Adjustable comfort handlebar for comfortable work and to make emptying the grass catcher box much easier. Central cut-height adjustment, automatic eco mode, and flow-optimised blades ensure longer battery life. Robust polymer housing, folding 55 litre grass collection box with fill level display, cutting width 46 cm/18". **Working area covered with recommended AP 300 S battery is up to 500 m².**

RMA 448 VC excluding battery and charger
Order number **6358 011 1430**

Recommended set
RMA 448 VC with AP 300 S and AL 301

AMK 448 Mulching kit
Order number **6909 007 1039**

VARIABLE SPEED
2.0-3.0/3.7/4.5 km/h^①



RMA 2 RV

36 V • 23.0 kg^①



Lightweight and easy-to-manoeuvre mulch mower with a 46 cm/18" cutting width for medium-sized areas of lawn. Cut-height adjustment by axle, quick-fix quick-release tensioner and folding handlebar. Electric Vario wheel drive for comfortable work. The maximum working speed can be adjusted using a lever on the handlebar, with six levels available. **Working area covered with recommended AP 300 S battery is up to 630 m².**

RMA 2 RV excluding battery and charger
Order number **6357 011 1410**

Recommended set
RMA 2 RV with AP 300 S and AL 301

NEW AK 10 NEW AK 20 NEW AK 30 AP 200 AP 300 NEW AP 300 S AP 500 S



BATTERY POWER ^① (Wh)	72	144	180	187	227	281	337
BATTERY RANGES PER BATTERY CHARGE^② (up to ...)							
RMA 235	150 m ²	300 m ²	400 m ²				
RMA 248	100 m ²	200 m ²	250 m ²				
RMA 339 C	120 m ²	250 m ²	330 m ²				
RMA 253				250 m ²	300 m ²	370 m ²	450 m ²
RMA 443 VC				420 m ²	510 m ²	620 m ²	740 m ²
RMA 448 VC				330 m ²	400 m ²	500 m ²	600 m ²
RMA 2 RV				420 m ²	510 m ²	630 m ²	760 m ²

For up to date pricing, please download the STIHL app or visit www.stihl.co.uk

C = Comfort version
R = Mulch mower
V = Vario drive

① Weight excluding battery
② Explanation of symbols on page 448
③ Power capacity according to the specifications of the cell manufacturer. The actual power capacity available during operation is lower, to increase service life

④ Due to lengths, density of grass, walking speed and the amount of grass being cut in one mowing session, we use mowing area on one charge to help you determine the best mower for your lawn
⊗ Subject to product registration and annual servicing

■ Recommended battery
■ Reduced tool performance
- Not recommended

RMA 765 V
PROFESSIONAL CORDLESS LAWN MOWER

ACCESSORIES:

DOUBLE BATTERY SLOT ADAPTER



See page 56



Professional cordless lawn mower for regular care of lawns in particularly noise-sensitive areas such as residential locations, schools, and hospital gardens. 63 cm/25" cutting width, 2-blade flow-optimised mowing unit, cut-height adjustment by wheel, electric Vario wheel drive, and height-adjustable and folding comfort handlebar. 80-litre grass catcher box with fill-level indicator. **Working area covered with recommended AR 3000 L battery is 3,100 m².**

AP III SYSTEM
AR 3000 L

36 V • 44.0 kg^①



RMA 765 V excluding battery and charger
Order number **6392 011 1400**

Set RMA 765 V with connecting cable, AP adaptor, carrying system, AR 3000 L and AL 500
Order number **6392 200 0002**

AMK 065 Mulching kit
Order number **6909 007 1063**



PROFESSIONAL CORDLESS LAWN MOWER

The STIHL RMA 765 V can be powered by either the AR 2000 L / AR 3000 L backpack batteries, or by using the ADA 700 battery adapter in conjunction with 2 AP batteries. For a usable runtime, we recommend using AP 300 S or 500 S batteries with the ADA 700 adapter. This flexible approach means the batteries can easily be removed and used with the existing AP system tools for other landscaping jobs.



ELECTRIC LAWN MOWERS

- For domestic use
- For small and medium-sized lawns
- Powerful electric motors
- Quiet operation
- Low weight for easy manoeuvring

£ For up to date pricing, please download the STIHL app or visit www.stihl.co.uk



FOR LAWNS MEASURING
UP TO 300 m²



RME 235

1.2 kW • 13.0 kg

Lightweight, compact electric lawn mower with a 33 cm / 13" cutting width for small lawn areas. Central cut-height adjustment as well as 2-setting height-adjustable and folding bar for comfortable handling. Including folding 30-litre grass catcher box with fill-level indicator.

Order number **6311 011 2412**

FOR LAWNS MEASURING
UP TO 500 m²



RME 339

1.2 kW • 15.0 kg

Lightweight, compact electric lawn mower with 37 cm / 14.5" cutting width for small lawns. Central cutting height adjustment as well as for setting height adjustable and fitting bar for comfortable handling. Includes easy opening 40-litre grass catcher box with level indicator.

Order number **6320 011 2407**

AMK 039 Mulching kit
Order number **6907 007 1081**

FOR LAWNS MEASURING
UP TO 600 m²



RME 443

1.5 kW • 21.0 kg

Powerful electric lawn mower with 41 cm / 16" cutting width for small and medium-sized lawns. Central cutting height adjustment as well as 2-setting height adjustable and fitting bar for comfortable handling. Includes easy opening 55-litre grass catcher box with level indicator.

Order number **6338 011 2407**

AMK 043 Mulching kit
Order number **6909 007 1083**

£ For up to date pricing, please download the STIHL app or visit www.stihl.co.uk

© Subject to product registration and annual servicing

ACCESSORIES FOR LAWN MOWERS

- Extension set for mulching and catching
- Equipment for making work easier
- Protective devices

£ For up to date pricing, please download the STIHL app or visit www.stihl.co.uk



MULCHING KIT

Mulching kit with multi-blade and mulching attachment To select the right mulching kit for your lawn mower, please note the information in the footnotes.



AMK 039 for series 3 models with a 37 cm cutting width
Order number **6909 007 1081**

AMK 043 for series 4 models with a 41 cm cutting width^①
Order number **6909 007 1083**

AMK 443 for STIHL series 4 cordless lawn mowers with a 41 cm cutting width^②
Order number **6909 007 1038**

AMK 045 for series 5 models with a 43 cm cutting width
Order number **6909 007 1047**

AMK 048 for series 4 models with a 46 cm cutting width^③
Order number **6909 007 1034**

AMK 448 for STIHL series 4 cordless lawn mowers with a 46 cm cutting width^④
Order number **6909 007 1039**

AMK 056 for series 7 petrol-driven models with a 54 cm cutting width
Order number **6909 007 1024**

AMK 065 for RMA 765 V
Order number **6909 007 1063**

SPEED REDUCTION PULLEY

V-belt pulley to reduce speed by 0.5 km/h.



AAL 050 for RM 4 RT
Order number **6909 700 2501**

AAL 050 P for RM 4 RTP
Order number **6909 700 2506**

Pulley for 4 series cordless models
Order number **6358 007 1095**

CATCHING-KIT

Improved catching features for difficult lawns.



ACK 050 for 6 series with a cutting width of 48 cm
Order number **6909 007 1036**

ACK 055 for 6 series with a cutting width of 53 cm
Order number **6909 007 1037**

DOUBLE BATTERY SLOT ADAPTER

Double battery slot adapter for use of two AP batteries. AP batteries not included in the scope of delivery.



ADA 700 for RMA 765 V
Order number **6909 400 9401**

① **Cannot** be used for cordless lawn mowers in the .2 generation: RMA 443 VC (6338 011 1430)
② **Can only** be used for cordless lawn mowers in the .2 generation: RMA 443 VC (6338 011 1430)
③ **Cannot** be used for cordless lawn mowers in the .2 generation: RMA 448 VC (6358 011 1430)
④ **Can only** be used for cordless lawn mowers in the .2 generation: RMA 448 VC (6358 011 1430)



Order number	Lawn areas up to ... (m ²)	Cutting width (cm / inch)	Cutting height (mm)	Mulching function	Grass catcher box (l)	Drive (km/h)	Engine type	Displacement (cm ³)	Rated output (kW / hp)	Working speed (rpm)	Weight [Ⓞ] (kg)	Sound power level guaranteed (dB(A))	Sound pressure level guaranteed (dB(A))	Uncertainty factor Sound pressure level [Ⓢ] (dB(A))	Vibration level (m/s ²)	Uncertainty factor [Ⓢ] (m/s ²)	Comfort handlebar	Folding grass catcher box	Central cut-height adjustment	Super-Soft handle	Multi-blade	Blade-brake coupling	
2 SERIES PETROL LAWN MOWERS																							
RM 248	6350 011 3455	1,200	46 / 18	25 - 75 (7x, central)	-	55	-	STIHL EVC 200	139	2.1 / 2.8	2,800	26.0	96	83	2	2.8	1.4	-	-	•	•	-	-
RM 248 T	6350 011 3460	1,200	46 / 18	25 - 75 (7x, central)	-	55	T / 3.7	STIHL EVC 200	139	2.1 / 2.8	2,800	28.0	94	80	2	2.8	1.4	-	-	•	•	-	-
RM 253 T	6371 011 3440	1,800	51 / 20	25 - 75 (7x, central)	-	55	T / 3.7	STIHL EVC 200	139	2.1 / 2.8	2,800	29.0	97	84	2	5.5	2.2	-	-	•	•	-	-
4 SERIES PETROL LAWN MOWERS																							
RM 443 T	6338 011 3416	1,200	41 / 16	25 - 75 (6x, central)	o	55	T / 3.5	STIHL EVC 200	139	2.1 / 2.8	2,800	27.0	93	80	2	4.4	2.2	-	•	•	•	-	-
RM 448 TX	6358 011 3435	1,200	46 / 18	25 - 75 (6x, central)	o	55	T / 3.5	STIHL EVC 200	139	2.1 / 2.8	2,800	27.0	95	82	2	5.0	2.5	-	•	•	•	-	-
RM 448 TC	6358 011 3425	1,200	46 / 18	25 - 75 (6x, central)	o	55	T / 3.5	STIHL EVC 200	139	2.1 / 2.8	2,800	28.0	95	82	2	3.8	1.9	•	•	•	-	-	-
RM 448 VC	6358 011 3453	1,200	46 / 18	25 - 75 (6x, central)	o	55	V / 2.4 - 4.6	STIHL EVC 300	166	2.6 / 3.5	2,800	29.0	96	83	2	4.4	2.2	•	•	•	-	-	-
5 SERIES PETROL LAWN MOWERS																							
RM 545 T	6340 011 3409	1,200	43 / 17	25 - 80 (7x, central)	o	60	T / 3.6	STIHL EVC 300	166	2.6 / 3.5	2,800	30.0	94	80	2	5.3	2.12	-	•	•	-	-	-
RM 545 VM	6340 011 3434	1,200	43 / 17	25 - 80 (7x, central)	•	60	V / 2.2 - 3.8	STIHL EVC 300	166	2.6 / 3.5	2,800	31.0	94	80	2	5.3	2.12	-	•	•	-	•	-
RM 545 VR	6340 011 3464	1,200	43 / 17	25 - 80 (7x, central)	•	60	V / 2.2 - 4.0	STIHL EVC 300	166	2.6 / 3.5	2,800	31.0	94	80	2	5.3	2.12	-	•	•	-	-	-
6 SERIES PETROL LAWN MOWERS																							
RM 650 T	6364 011 3441	2,000	48 / 19	25 - 85 (7x, central)	•	70	T / 3.5	Kohler XT800 series OHV SC	173	2.6 / 3.5	2,800	45.0	95	81	2	3.4	1.7	•	•	•	•	•	-
RM 650 V	6364 011 3401	2,000	48 / 19	25 - 85 (7x, central)	•	70	V / 2.6 - 4.6	Kohler XT800 series OHV SC	173	2.6 / 3.5	2,800	46.0	95	81	2	3.4	1.7	•	•	•	•	•	-
RM 655 V	6374 011 3401	2,500	53 / 21	25 - 85 (7x, central)	•	70	V / 2.6 - 4.6	Kohler XT800 series OHV SC	173	2.6 / 3.5	2,800	46.0	98	84	2	3.4	1.7	•	•	•	•	•	-
RM 655 VS	6374 011 3412	2,500	53 / 21	25 - 85 (7x, central)	•	70	V / 2.6 - 4.6	Kohler HD775 series OHV SC	173	2.6 / 3.5	2,800	50.0	98	84	2	3.8	1.9	•	•	•	•	•	•
RM 655 RS	6374 011 3432	2,500	53 / 21	20 - 80 (7x, central)	-	70	T / 4.2	Kohler HD775 series OHV SC	173	2.6 / 3.5	2,800	56.0	98	84	2	3.8	1.9	•	•	•	•	-	•
7 SERIES PETROL LAWN MOWERS																							
RM 756 GS	6378 011 3411	3,000	54 / 21.2	25 - 90 (6x, single-wheel)	o	80	G / 2.5 / 3.7 / 5.0	Kawasaki FJ 180 V KAI OHV	179	2.9 / 3.9	2,800	60.0	98	86	2	2.40	1.20	-	-	-	•	-	•
RM 756 GC	6378 011 3431	3,000	54 / 21.2	25 - 90 (6x, single-wheel)	o	80	G / 2.5 / 3.7 / 5.0	Kawasaki FJ 180 V KAI OHV	179	2.9 / 3.9	2,800	60.0	98	86	2	2.40	1.20	•	-	-	•	-	•
RM 756 YC	6378 011 3421	3,000	54 / 21.2	25 - 90 (6x, single-wheel)	o	80	Y / 0.5 - 6.0	Kawasaki FJ 180 V KAI OHV	179	2.9 / 3.9	2,800	61.0	98	86	2	2.40	1.20	•	-	-	•	-	•
R SERIES PETROL MULCHING LAWN MOWERS																							
RM 4 RT	6383 011 3411	2,500	53 / 21	30 - 70 (5x, central)	•	-	T / 4.9	Kohler HD675 series OHV SC	149	2.2 / 3.0	2,800	35.0	94	82	1	3.33	1.67	-	-	•	-	-	-
RM 4 RTP	6383 011 3422	2,500	53 / 21	30 - 70 (5x, central)	•	-	T / 4.6	Kohler HD775 series OHV SC	173	2.6 / 3.5	2,800	44.0	93	80	1	2.40	1.20	-	-	•	-	-	-

For up to date pricing, please download the STIHL app or visit www.stihl.co.uk

• As standard
o Retrofittable (accessory)

Engine types
SC = SmartChoke
OHV/DOV = Overhead valves

C = Comfort version
G = 3-gear wheel drive
M = Mulching

P = Performance
S = Blade-brake coupling
T = 1-gear wheel drive

V = Vario drive
X = Economy model
Y = Hydrostatic wheel drive

Ⓞ Net weight excluding fuels and lubricants
Ⓢ Uncertainty in accordance with Dir. 2006 / 42 / EC



Order number	Lawn areas with recommended battery up to ... (m ²)	Cutting width (cm / inches)	Cutting height (mm)	Mulching function	Grass catcher box (l)	Drive (km/h)	STIHL cordless power system	Rated output (kW / hp)	Working speed (rpm)	Weight (kg)	Sound power level guaranteed (dB(A))	Sound pressure level guaranteed (dB(A))	Uncertainty factor Sound pressure level [Ⓢ] (dB(A))	Vibration level (m/s ²)	Uncertainty factor [Ⓢ] (m/s ²)	Eco mode	Comfort handlebar	Folding grass catcher box	Central cut-height adjustment	Flow-optimised blade	Super-soft handle
CORDLESS LAWN MOWERS																					
RMA 235	6311 011 1411	-	33	25 - 65 (5x, central)	-	30	-	AK System	-	3,400	14.0 [Ⓢ]	89	76	2	1.80	0.90	● [Ⓢ]	-	●	●	-
RMA 235 with 2 x AK 20 + AL 101	6311 200 0033	600 [Ⓢ]	33	25 - 65 (5x, central)	-	30	-	AK System	-	3,400	15.0 [Ⓢ]	89	76	2	1.80	0.90	● [Ⓢ]	-	●	●	-
RMA 248	6350 011 1400	-	46	25 - 75 (7x, central)	-	55	-	AK System	-	3,200	21.0 [Ⓢ]	96	83	2	1.80	0.90	● [Ⓢ]	-	●	●	-
RMA 248 with 2 x AK 30 + AL 101	6350 200 0006	500 [Ⓢ]	46	25 - 75 (7x, central)	-	55	-	AK System	-	3,200	22.0 [Ⓢ]	96	83	2	1.80	0.90	● [Ⓢ]	-	●	●	-
RMA 339 C	6320 011 1422	-	37	30 - 70 (5x, central)	○	40	-	AK System	-	3,350	16.0 [Ⓢ]	90	76	2	1.60	0.80	●	●	●	●	-
RMA 339 C with 2 x AK 20 + AL 101	6320 200 0070	500 [Ⓢ]	37	30 - 70 (5x, central)	○	40	-	AK System	-	3,350	17.0 [Ⓢ]	90	76	2	1.60	0.80	●	●	●	●	-
RMA 253	6371 011 1400	250	51	25 - 75 (7x, central)	-	55	-	AP System	-	3,200	23.0 [Ⓢ]	96	81	2	1.80	0.90	● [Ⓢ]	-	●	●	-
RMA 443 C	6338 011 1405	360	41	25 - 75 (6x, central)	○	55	-	AP System	-	3,150	21.0 [Ⓢ]	91	78	2	1.40	0.70	●	●	●	●	-
RMA 443 VC	6338 011 1430	420	41	25 - 75 (6x, central)	○	55	V / 2.0 - 4.5	AP System	-	3,150	23.0 [Ⓢ]	91	77	2	1.80	0.90	●	●	●	●	-
RMA 448 VC	6358 011 1430	400	46	25 - 75 (6x, central)	○	55	V / 2.0 - 4.5	AP System	-	3,150	24.0 [Ⓢ]	95	82	2	1.80	0.90	●	●	●	●	-
RMA 765 V	6392 011 1400	-	63	25 - 100 (8x, single-wheel)	○	80	V / 0 - 6.0	AP System	-	3,300	44.0 [Ⓢ]	93	84	3	1.40	0.70	●	●	-	●	●
Set RMA 765 V with AR 3000 L + AL 500	6392 200 0002	3,100	63	25 - 100 (8x, single-wheel)	○	80	V / 0 - 6.0	AP System	-	3,300	54.0 [Ⓢ]	93	84	3	1.40	0.70	●	●	-	●	●
RMA 2 RV	6357 011 1410	510	46	25 - 85 (4x, axle)	●	-	V / 2.0 - 4.5	AP System	-	3,150	23.0 [Ⓢ]	88	74	2	1.40	0.70	●	-	-	-	●
ELECTRIC LAWN MOWERS																					
RME 235	6311 011 2412	300	33	25 - 60 (5x, central)	-	30	-	-	1,200	3,200	13.0	93	80	2	1.4	0.70	-	-	●	●	-
RME 339	6320 011 2407	500	37	30 - 70 (5x, central)	○	40	-	-	1,200	3,200	14.0	93	79	1	0.82	0.41	-	-	●	●	-
RME 443	6338 011 2407	600	41	25 - 75 (6x, central)	○	55	-	-	1,500	2,900	19.0	96	82	2	1.4	0.70	-	-	●	●	-



For up to date pricing, please download the STIHL app or visit www.stihl.co.uk

- As standard
- Retrofittable (accessory)

Engine types
SC = SmartChoke
OHV/DOV = Overhead valves
C = Comfort version
R = Mulch mower
V = Vario drive

Ⓢ Max area coverage with both batteries in set in optimum conditions. Examples use recommended battery. In addition to the type of battery used, other factors influence the actually achievable area coverage, such as the lawn surface properties (obstacles, geometry), grass height and moisture level, the working speed, mulching, etc. The area coverage can be increased by recharging or using multiple batteries

Ⓢ Uncertainty in accordance with Dir. 2006/42/EC
Ⓢ Weight excluding battery
Ⓢ Weight including battery, excluding charger
Ⓢ Eco mode can not be switched off on RMA 235, RMA 248 and RMA 253



RIDE-ON MOWERS IN DETAIL



TECHNOLOGY

- 01 TWO BLADE SYNCHRONISED MOWING DECK**
The two blades in the mowing deck are offset by 90 degrees and are synchronised to give a consistent, premium cutting quality and optimum grass transport to the ejection chute and catcher box.
- 02 ELECTROMAGNETIC BLADE CLUTCH**
The mowing deck blades can be engaged and disengaged with ease from the control panel.
- 03 CATCHING MANAGEMENT SYSTEM**
The catching management system on both sides of the mowing deck also catches grass at the edges and guides it towards the blades. This enables edges to be cut with precision.

CONVENIENCE

- 04 SPRING-MOUNTED, ADJUSTABLE SEAT**
The seating position can be individually adapted to almost any user height, without the use of tools. The surface of the seat is non-slip.
- 05 THE STIHL SINGLE-PEDAL DRIVE**
The direction of travel (forward or reverse) can be selected using the selector lever on the steering column, and the speed can be continuously adjusted on an infinitely variable basis from standstill to maximum speed using the accelerator pedal. The accelerator and brake pedals are arranged in the same way as in a car with an automatic gearbox.
- 06 EASY-TO-EMPTY BOX**
The "dumper design" plastic grass catcher box can be conveniently emptied from the driver's seat using a clever lever, and its well thought-out design means it is very easy to clean.

Please note that not all products include the features presented here. Only the most important features are described on this page. For further explanations and information, see from page 448 or online at stihl.co.uk.

FOR LAWNS MEASURING
UP TO 6,000 m²



RT 4082

452 cm³ • 8.2 kW / 11.1 hp • 203.0 kg[Ⓞ]

Manoeuvrable and compact ride-on mower with excellent driving and operating comfort. Features a STIHL EVC 4000 engine and 80 cm mowing deck. For caring for larger lawns. With STIHL single-pedal self-propulsion. High visibility out of the front of the mower. 250 l grass catcher box.

Order number **6140 200 0005**

AMK 082 Mulching kit
Order number **6907 007 1024**

T4 SERIES RIDE-ON MOWERS

- For domestic use
- High manoeuvrability
- Side discharge or cut and collect options
- Large cutting widths for high mowing performance

£ For up to date pricing, please download the STIHL app or visit www.stihl.co.uk

FOR LAWNS MEASURING
UP TO 6,000 m²



RT 4097 SX

452 cm³ • 8.9 kW / 12.1 hp • 202.0 kg[Ⓞ]

Ride-on mower with side discharge and excellent driving and operating comfort. Features a STIHL EVC 4000 engine and 95 cm mowing deck. For caring for very large lawns. With STIHL single-pedal self propulsion.

Order number **6165 200 0012**

AMK 097 S Mulching kit
Order number **6907 007 1012**



£ For up to date pricing, please download the STIHL app or visit www.stihl.co.uk

S = Side discharge Ⓞ Net weight excluding fuels and lubricants
X = Economy model Ⓢ Subject to product registration and annual servicing



T5 SERIES RIDE-ON MOWERS

- For domestic use
- Large cutting widths for very high mowing performance
- 1 cylinder or twin cylinder engine choices
- Grass catcher box with capacity of up to 350 litres

For up to date pricing, please download the STIHL app or visit www.stihl.co.uk

FOR LAWNS MEASURING
UP TO 6,000 m²



RT 5097

452 cm³ • 8.2 kW / 11.1 hp • 228.0 kg[Ⓞ]

Powerful ride-on mower with excellent driving and operating comfort. For caring for large lawns. Now features a STIHL EVC 4000 twin cylinder engine with a large 95 cm mowing deck. With STIHL single-pedal self-propulsion and 250-litre grass catcher box.

Order number **6160 200 0023**

AMK 097 Mulching kit
Order number **6907 007 1029**

FOR LAWNS MEASURING
UP TO 6,000 m²



RT 5097 Z

635 cm³ • 12.2 kW / 16.6 hp • 237.0 kg[Ⓞ]

Powerful ride-on mower with excellent driving and operating comfort. For caring for large lawns. Now features a STIHL EVC 7000 twin cylinder engine with a large 95 cm mowing deck. With STIHL single-pedal self-propulsion and 250-litre grass catcher box.

Order number **6160 200 0024**

AMK 097 Mulching kit
Order number **6907 007 1029**



RIDE-ON MOWERS

If you have large areas of lawn which need to be tamed, then STIHL ride-on mowers are the machines for you. These lawn mowers cater for large lawns up to 10,000 m² (or a hectare). To put that into perspective, an average football pitch (75m x 110m) is about 0.8 hectares and a rugby pitch (144m x 70m) is about a hectare, give or take a few metres. All STIHL ride-on lawn mowers come with 5-years domestic warranty when serviced annually, are easy to control from the comfortable driving seat and are powered by great quality engines. Other smart features include easy to empty grass boxes, simple to adjust mowing heights and above all else, a class-leading cut to leave your lawn with a crisp, neat finish.

FOR LAWNS MEASURING
UP TO 6,000 m²



RT 5112 Z

635 cm³ • 12.2 kW / 16.6 hp • 258.0 kg[Ⓞ]

Powerful ride-on mower with excellent driving and operating comfort. For caring for very large lawns. Now features a STIHL EVC 7000 twin cylinder engine with a large 110 cm mowing deck. With STIHL single-pedal self-propulsion and 350-litre grass catcher box.

Order number **6160 200 0025**

AMK 127 Mulching kit
Order number **6907 007 1032**



MOTO4PLUS

Power tool petrol developed specifically for STIHL small 4-stroke engines. User-friendly and engine-friendly thanks to fewer emissions (free from ethanol; almost no olefins and aromatic compounds). Can be kept in storage for up to five years. Reliable top performance - STIHL small 4-stroke engines and STIHL Moto4Plus are made for each other; all conceivable applications have been rigorously tested.

11 Order number **7009 319 0003** **NEW 20 l** Order number **7009 874 0105**

5 l Order number **7009 319 0002**

For up to date pricing, please download the STIHL app or visit www.stihl.co.uk

Z = STIHL EVC twin cylinder engine
Ⓞ Net weight excluding fuels and lubricants
Ⓢ Subject to product registration and annual servicing



T6 SERIES RIDE-ON MOWERS

- For ambitious domestic users and landscapers
- Maximum performance due to very large cutting widths
- Cruise control
- Synchronous mowing unit

£ For up to date pricing, please download the STIHL app or visit www.stihl.co.uk



FOR LAWNS MEASURING
UP TO 8,000 m²



RT 6112 ZL

635 cm³ • 12.2 kW / 16.6 hp • 268.0 kg[Ⓞ]

Powerful ride-on mower with cruise control, outstanding driving and operating comfort. For caring for very large lawns. Now features a STIHL EVC 7000 twin cylinder engine and a 110 cm mowing deck. With STIHL single-pedal self-propulsion and 350-litre grass catcher box.

Order number **6170 200 0029**

AMK 127 Mulching kit
Order number **6907 007 1032**

FOR LAWNS MEASURING
UP TO 10,000 m²



RT 6127 ZL

764 cm³ • 15.6 kW / 21.2 hp • 281.0 kg[Ⓞ]

Very powerful ride-on mower that is extremely comfortable to drive and operate. For maintaining particularly large areas of lawn. Now features a STIHL EVC 8000 twin cylinder engine and a 125 cm mowing deck. With the STIHL single-pedal drive and 350-litre grass catcher box.

Order number **6170 200 0030**

AMK 127 Mulching kit
Order number **6907 007 1032**

£ For up to date pricing, please download the STIHL app or visit www.stihl.co.uk

L = Luxury features (e.g. cruise control)
Z = STIHL EVC twin cylinder engine

ACCESSORIES FOR RIDE-ON MOWERS

- Extra equipment when mowing lawns
- For use in winter
- For protecting against the weather

£ For up to date pricing, please download the STIHL app or visit www.stihl.co.uk



MULCHING KIT

Additional equipment sets for mulching cuttings.



AMK 082 Multi-blade and mulching insert for an 80 cm cutting width for RT 4082
Order number **6907 007 1024**

AMK 097 Mulching insert for a 95 cm cutting width, for selected models in the T5 series
Order number **6907 007 1029**

AMK 097 S Mulching insert for a 95 cm cutting width, for selected models in the T4 series
Order number **6907 007 1012**

AMK 127 Mulching insert, for a 110 cm and 125 cm cutting width, for selected models in the T5 series and all models in the T6 series
Order number **6907 007 1032**

DEFLECTOR

For rear discharge of cuttings.



ADF 400 for RT 4082
Order number **6907 760 6926**

ADF 500 for the T5 and T6 series
Order number **6907 760 6931**

GARDEN ROLLER

98 cm wide.



AGW 098 for all ride-on mowers
Order number **6907 760 3601**

Ⓞ Net weight excluding fuels and lubricants

Ⓢ Subject to product registration and annual servicing



STORAGE COVER

To use for storage, protects against dust and the elements.

AAH 200 for the T4 series
Order number **6907 900 3506**

AAH 300 for the T5 and T6 series
Order number **6907 700 2101**



SNOW-CLEARING SET

Snow plough attachment with easy, convenient height and side adjustment from your seat.

ASP 125 for T4 series (excluding RT 4082), T5 series and T6 series
Order number **6907 730 3018**

SNOW CHAINS

For safe driving on snow.

ASK 018 for RT 4097 SX, RT 5097, RT 5097 Z and RT 5112 Z
Order number **6907 730 3432**

ASK 020 for RT 4112 SZ, RT 6112 ZL and RT 6127 ZL
Order number **6907 730 3437**



Order number

Lawn areas up to ... (m²)

Cutting width (cm)

Cutting height (mm)

Mulching function

Grass catcher box (l)

Transmission

Tank volume (l)

Engine type

Displacement (cm³)

Rated output (kW / hp)

Working speed (rpm)

Tool L x W x H (cm)

Weight^① (kg)

Guaranteed sound power level (dB(A))

Measured sound pressure level (dB(A))

Uncertainty factor
Sound pressure level K_{pA}^② (dB(A))

Vibration level (m/s²)

Uncertainty factor K^③ (m/s²)

Single-pedal drive

Synchronous mowing unit

Electromagnetic blade clutch

Grass guide system

Spring-mounted, adjustable seat

Side discharge

Easy box-emptying

Cruise control

RIDE-ON MOWERS

Model	Order number	Lawn areas up to ... (m ²)	Cutting width (cm)	Cutting height (mm)	Mulching function	Grass catcher box (l)	Transmission	Tank volume (l)	Engine type	Displacement (cm ³)	Rated output (kW / hp)	Working speed (rpm)	Tool L x W x H (cm)	Weight ^① (kg)	Guaranteed sound power level (dB(A))	Measured sound pressure level (dB(A))	Uncertainty factor Sound pressure level K _{pA} ^② (dB(A))	Vibration level (m/s ²)	Uncertainty factor K ^③ (m/s ²)	Single-pedal drive	Synchronous mowing unit	Electromagnetic blade clutch	Grass guide system	Spring-mounted, adjustable seat	Side discharge	Easy box-emptying	Cruise control
RT 4082	6140 200 0005	4,000	80	35 - 90	o	250	Hydrostatic	6	STIHL EVC 4000	452	8.2 / 11.1	2,700	213 x 90 x 117	203.0	100	86	2	0.60 / 3.00	0.30 / 1.50	•	-	•	•	•	-	•	-
RT 4097 SX	6165 200 0012	6,000	95	35 - 90	o	-	Hydrostatic	9	STIHL EVC 4000	452	8.9 / 12.1	3,100	187 x 116 x 115	202.0	100	85	2	0.50 / 2.80	0.25 / 1.40	•	-	•	•	•	•	-	-
RT 5097	6160 200 0023	6,000	95	30 - 100	o	250	Hydrostatic	9	STIHL EVC 4000	452	8.2 / 11.1	2,700	206 x 98 x 115	228.0	100	86	2	0.98 / 2.60	0.49 / 1.30	•	-	•	•	•	-	•	-
RT 5097 Z	6160 200 0024	6,000	95	30 - 100	o	250	Hydrostatic	9	STIHL EVC 7000	635	12.2 / 16.6	2,700	242 x 101 x 116	237.0	100	86	2	0.98 / 2.20	0.49 / 1.10	•	-	•	•	•	-	•	-
RT 5112 Z	6160 200 0025	8,000	110	30 - 100	o	350	Hydrostatic	9	STIHL EVC 7000	635	12.2 / 16.6	2,700	260 x 117 x 116	258.0	100	86	2	0.98 / 4.40	0.49 / 2.20	•	•	•	•	•	-	•	-
RT 6112 ZL	6170 200 0029	8,000	110	30 - 110	o	350	Hydrostatic	9	STIHL EVC 7000	635	12.2 / 16.6	2,700	260 x 117 x 118	268.0	100	86	2	0.50 / 4.40	0.25 / 2.20	•	•	•	•	•	-	•	•
RT 6127 ZL	6170 200 0030	10,000	125	30 - 110	o	350	Hydrostatic	9	STIHL EVC 8000	764	15.6 / 21.2	2,950	260 x 132 x 118	281.0	105	90	2	0.50 / 4.40	0.25 / 2.20	•	•	•	•	•	-	•	•

For up to date pricing, please download the STIHL app or visit www.stihl.co.uk


o As standard
o Retrofittable (accessory)

L = Luxury features (e.g. cruise control)
S = Side discharge
X = Economy model
Z = STIHL EVC twin cylinder engine

① Net weight excluding fuels and lubricants

② Uncertainty in accordance with Dir. 2006 / 42 / EC

③ These values refer to the seat / steering wheel respectively



SCARIFIER IN DETAIL



TECHNOLOGY

- 01** POLYMER HOUSING
The polymer housing combines exceptional lightness with high resistance and robustness.
- 02** EASY START ENGINE
Thanks to our SmartChoke technology, the engine starts with little effort at any temperature.
- 03** STIHL LITHIUM-ION BATTERY TECHNOLOGY
STIHL AK System batteries enable quiet and comfortable work.
- 04** SCARIFYING BLADE SPRING TINE ROLLER
The fixed scarifying blade ensures effective lawn ventilation, and have a sharp, robustly built design that supports efficient work results on an ongoing basis. The spring tine roller uses its flexible tines to gently comb out dead plant material and moss from the surface of the earth, without cutting into the turf.

CONVENIENCE

- 05** EASY BLADE ACTIVATION
Easy to change from transport position to work position.
- 06** WORKING DEPTH ADJUSTMENT
On the RL 540, the working depth of the blades can be adapted to one of six levels to suit the subsurface, by means of the ergonomically designed rotary handle on the handlebar. On the RLA 240 the working depth can be adjusted on an infinitely variable basis using an ergonomically designed rotary switch on the housing. This means that both the scarifying blade and the spring tine roller can be adapted to the subsurface.
- 07** HEIGHT-ADJUSTABLE HANDLEBAR
On the RLA 240, the handlebar can be easily adjusted to four different heights. In addition, it is foldable in three places, enabling easy transport and space-saving storage.
- 08** GRASS CATCHER BOX
The 50-litre grass catcher box is made from a tearproof woven textile. The steel frame with carry handle ensures stability and makes it comfortable to carry.

Please note that not all products include the features presented here. Only the most important features are described on this page. For further explanations and information, see from page 448 or online at stihl.co.uk.

FOR LAWNS MEASURING
UP TO 2,000 m²



RL 540

149.0 cm³ • 2.2 kW / 3.0 hp • 33.0 kg[Ⓞ]

Powerful petrol lawn scarifier with Kohler XT675 Series OHV SC engine for scarifying larger lawns. Working width 38 cm, 7 double blades, 25 mm working depth, 6 settings, catcher bag can be purchased as an accessory.

Order number **6290 011 3105**

LAWN SCARIFIER AND ACCESSORIES

- For domestic users
- For removing lawn thatch and moss
- For improving lawn quality
- Easy manoeuvrability

£ For up to date pricing, please download the STIHL app or visit www.stihl.co.uk



RLA 240

36 V • 15.0 kg[Ⓞ]

Compact cordless aerator for scarifying and combing smaller areas of lawn. Central adjustment of the working depth using a rotary switch on the housing, handlebar with 4-setting height adjustment, 34 cm / 13.4" working width, 16 blades. Includes scarifying blade, spring tine roller and 50-litre grass catcher box. For more information on features and technical details, see page 226. **Working area covered with recommended AK 20 battery is up to 190 m².**

RLA 240 excluding battery and charger
Order number **6291 011 6600**

Recommended set
RLA 240 with AK 20 and AL 101

RLA 240 with 2 × AK 20 and AL 101
Order number **6291 200 0007**

£ For up to date pricing, please download the STIHL app or visit www.stihl.co.uk

Ⓞ Net weight excluding fuels and lubricants
Ⓜ Weight excluding battery
Ⓝ Explanation of symbols on page 448
Ⓞ Subject to product registration and annual servicing





WHAT IS SCARIFYING?

STIHL lawn scarifiers are designed to break up and remove unwanted grass or plants that are covering the surface of a lawn, such as if you have a very mossy or thatch-covered lawn. Scarifying is a great way to give it a refresh by breaking up the moss and letting light and air reach the grass. By removing the dead grass, water will not be blocked from entering the lawn so your grass will be able to grow in the right way.

We recommend following these tips when scarifying your lawn:

- You don't need to scarify your lawn every week - a thorough effort once or twice a year should be sufficient.
- Do not scarify in the height of summer! Lawns need time to recover after scarifying, so it's best to do it in an active growth phase - either early Spring, or Autumn time work best.
- Make sure that it isn't too hot or too cold - if an early heatwave hits or there is late frost, wait until the weather has stabilised. A soil temperature of around 8 degrees or above is ideal.
- There are several ways to scarify, and the option you choose may well depend on how big your lawn is. The simplest way is to use a spring-tined rake, and just rake the moss or thatch out.

AFK 050 CATCHING BOX

Catching box with a volume of 50 litres.



For RL 540
Order number 6910 700 9601



	Order number	Lawn areas up to ... (m ²)	Working width (cm)	Working depth range (mm)	Catcher box	Engine type / STIHL cordless power system	Displacement (cm ³)	Rated output/Rated speed (kW / hp)	Rated output (W)/Rated speed (rpm)	Weight (kg)	Guaranteed sound power level (dB(A))	Measured sound pressure level (dB(A))	Sound pressure level uncertainty factor ^① (dB(A))	Vibration level (m/s ²)	Uncertainty factor ^② (m/s ²)	Working depth adjustment on the handlebar / housing	Aerator roller
PETROL SCARIFIER																	
RL 540	6290 011 3105	2,000	38	25, 6× adjustable	○	Kohler XT675 OHV SC	149	2.2 / 3.0	2,800	33.0 ^③	94	81	2	4.12	2.06	● / -	-
CORDLESS SCARIFIER																	
RLA 240	6291 011 6600	-	34	-7.5 up to +7.5mm central, infinitely variable	●	AK System	-	-	900 / 3,650	15.0 ^③	92	75	3	4.8	2.4	- / ●	●
RLA 240 with 2 × AK 20 + AL 101	6291 200 0007	380 ^④	34	-7.5 up to +7.5mm central, infinitely variable	●	AK System	-	-	900 / 3,650	16.0 ^③	92	75	3	4.8	2.4	- / ●	●

For up to date pricing, please download the STIHL app or visit www.stihl.co.uk

- As standard
- Retrofittable (accessory)

Engine types
SC = SmartChoke
OHV = Overhead valves

- ① Uncertainty factors in accordance with Dir. 2006 / 42 / ECRS
- ② Net weight excluding fuels and lubricants
- ③ Weight excluding battery

- ④ Weight including battery, excluding charger
- ⑤ For use with the 2 × AK 20, one after the other, in one direction (no crossing-over)





TAME LONG GRASS WITH EASE.

Petrol grass trimmers	231	Electric grass trimmers	244
Petrol brushcutters for garden maintenance	232	Petrol backpack brushcutters	245
Petrol brushcutters for landscape maintenance	234	Accessories and parts for grass trimmers, brushcutters and clearing saws	246
Clearing saws	237	Cutting tools and mowing lines	254
Cordless grass trimmers and brushcutters	240	Accessories for cutting tools	262



2023 PRICING

For up to date pricing, download the STIHL app from Google Play or the App Store or visit www.stihl.co.uk



GRASS TRIMMERS, BRUSHCUTTERS AND CLEARING SAWS IN DETAIL



TECHNOLOGY

01 STIHL 2-MIX ENGINE

The STIHL 2-MIX engine is both powerful and economical. Separating the exhaust emissions from the unburnt gas minimises scavenging losses, and therefore increases the power output while reducing consumption. For more information on STIHL 2-MIX technology, visit stihl.co.uk.

02 STIHL M-TRONIC

Fully electronic engine management guarantees the best possible engine performance as well as a constant maximum speed and superb acceleration. There's only one start position on the combi-lever too, which means easy starting with minimum pulls.

CONVENIENCE

03 STIHL ERGOSTART

An extra spring between the crankshaft and starter cord keeps load peaks to a minimum so they can barely be felt on the cord. That means trouble-free, almost effortless starting.

04 STIHL ANTI-VIBRATION SYSTEM

The STIHL anti-vibration system reduces handle vibrations, making the tool less tiring and more comfortable to operate. It is available in a 1-point version with a 4-point version on more powerful models.

05 MULTI-FUNCTION HANDLE

All the engine controls - including the STIHL ECOSPEED partial load function - can be controlled with just one hand. It couldn't be easier to use.

Please note that not all products include the features presented here. Only the most important features are described on this page. For further explanations and information, see from page 448 or online at stihl.co.uk.

PETROL GRASS TRIMMERS

- Ideal for home gardens
- Perfect for mowing small areas of grass and trimming lawn edges
- Simple to start
- With curved shafts for easy control

For up to date pricing, please download the STIHL app or visit www.stihl.co.uk



FS 38

27.2 cm³ • 0.65 kW / 0.9 hp • 4.2 kg[Ⓞ]

Lightest petrol grass trimmer in the STIHL range. Ideal for trimming lawn edges. Multi-function controls, round handle, STIHL 2-MIX engine, AutoCut C 6-2 mowing head.

Order number 4140 012 2353

Replacement round mowing line ● 2.0 mm / 14 m

Order number 0000 930 2335



FS 40

27.2 cm³ • 0.7 kW / 1.0 hp • 4.4 kg[Ⓞ]

For trimming small areas of grass and lawn edges. Simple starting system, multi-function controls, round handle, STIHL 2-MIX engine, AutoCut C 6-2 mowing head.

Order number 4144 011 2309

Replacement round mowing line ● 2.0 mm / 14 m

Order number 0000 930 2335



FS 50 C-E

27.2 cm³ • 0.8 kW / 1.1 hp • 4.5 kg[Ⓞ]

STIHL's most powerful grass trimmer. STIHL ErgoStart for easier starting. Multi-function controls, round handle, tool-free handle angle adjustment, STIHL 2-MIX engine, AutoCut C 6-2 mowing head.

STIHL ERGOSTART

Order number 4144 011 2315

Replacement round mowing line ● 2.0 mm / 14 m

Order number 0000 930 2335



For up to date pricing, please download the STIHL app or visit www.stihl.co.uk

C = Comfort version
E = STIHL ErgoStart

Ⓞ Weight excluding fuel, cutting tool and guard



PETROL BRUSHCUTTERS FOR GARDEN MAINTENANCE

- For mowing large areas of grass
- High-performance tools with various cutting attachments

For up to date pricing, please download the STIHL app or visit www.stihl.co.uk



FS 55 R

27.2 cm³ • 0.75 kW / 1.0 hp • 4.4 kg^①

For comfortable operation when mowing around obstacles. Multi-function handle, loop handle, STIHL 2-MIX engine, single strap harness, AutoCut C 26-2 mowing head.②



Order number 4140 200 0526

Replacement round mowing line ● 2.4 mm / 14 m

Order number 0000 930 2338

FS 55

27.2 cm³ • 0.75 kW / 1.0 hp • 4.9 kg^①

For comfortable operation in larger areas of grass. Ergonomic multifunction control on bike handle, tool-free handle adjustment, STIHL 2-MIX engine, single strap harness, AutoCut C 26-2 mowing head.②



Order number 4140 200 0523

Replacement round mowing line ● 2.4 mm / 14 m

Order number 0000 930 2338

FS 56 RC-E

27.2 cm³ • 0.8 kW / 1.1 hp • 4.8 kg^①

For easy starting and mowing grass around obstacles. Multi-function controls, loop handle, STIHL 2-MIX engine, single strap harness, AutoCut C 26-2 mowing head.②



Order number 4144 200 0200

Replacement round mowing line ● 2.4 mm / 14 m

Order number 0000 930 2338

FS 56 C-E

27.2 cm³ • 0.8 kW / 1.1 hp • 5.2 kg^①

Easy to start brushcutter for working on areas of tough grass. Multifunction controls, bike handle, STIHL 2-MIX engine, straight shaft, single strap harness, AutoCut C 26-2 mowing head.②



Order number 4144 200 0196

Replacement round mowing line ● 2.4 mm / 14 m

Order number 0000 930 2338

FS 70 RC-E

27.2 cm³ • 0.9 kW / 1.2 hp • 4.8 kg^①

Light and easy to manoeuvre brushcutter for mowing around obstacles. STIHL ErgoStart for easy starting, multi-function controls, STIHL 2-MIX engine, single strap harness, AutoCut C 26-2 mowing head.②



Order number 4144 200 0203

Replacement round mowing line ● 2.4 mm / 14 m

Order number 0000 930 2338

FS 70 C-E

27.2 cm³ • 0.9 kW / 1.2 hp • 5.4 kg^①

For mowing large areas of tough grass. STIHL ErgoStart for easy starting, multi-function handle, bike handle, 2-MIX engine, ADVANCE universal harness, AutoCut C 26-2 mowing head and GrassCut 230-2 metal cutting tool.



Order number 4144 200 0202

Replacement round mowing line ● 2.4 mm / 14 m

Order number 0000 930 2338

Order number

FS 55 R, FS 56 RC-E,
FS 70 RC-E, FS 70 C-E
FS 55

ALTERNATIVE MOWING HEADS FOR FS 55 - FS 70

TRIMCUT C 32-2	4002 710 2198	•	•
AUTOCUT 25-2	4002 710 2108	•	•
AUTOCUT C 26-2	4002 710 2169	•	•
AUTOCUT C 27-2 NEW	4002 820 2302	•	•
SUPERCUT 20-2	4002 710 2184	•	•
POLYCUT 28-2	4002 820 2304	•	•
DUROCUT 20-2	4002 710 2182	•	•



C IN THE PRODUCT NAME STANDS FOR COMFORT FEATURE

Many STIHL tools are fitted as standard with special comfort features that can be identified by the C in the product name, e.g. FS 56 C-E. The E stands for STIHL ErgoStart, meaning the starter cord is easy to pull, and the machine starts with minimum effort required.



For up to date pricing, please download the STIHL app or visit www.stihl.co.uk

C = Comfort version
E = STIHL ErgoStart
R = Loop handle
① Weight excluding fuel, cutting tool and guard
② AutoCut C 26-2 mowing head not pictured



PETROL BRUSHCUTTERS FOR LANDSCAPE MAINTENANCE

- Robust, dependable, powerful
- Ideal for mowing large areas of long grass
- Also perfect for clearing weeds, tree cultivation, overgrown thickets and bushes

£ For up to date pricing, please download the STIHL app or visit www.stihl.co.uk



FS 94 RC-E

24.1 cm³ • 0.9 kW / 1.2 hp • 4.6 kg^①

The FS 94 series is the lightest brushcutter in this segment. Suitable for mowing tough grass in areas that are difficult to access and around obstacles. STIHL ErgoStart for easy starting, loop handle, engine controls with STIHL ECOSPEED partial load control, STIHL 2-MIX engine, straight shaft. Supplied with single strap harness and AutoCut 25-2 mowing head.

Order number **4149 200 0083**

Replacement round mowing line ● 2.4 mm / 41 m

Order number **0000 930 2339**

STIHL ERGOSTART



FS 94 C-E

24.1 cm³ • 0.9 kW / 1.2 hp • 4.9 kg^①

The FS 94 series is the lightest brushcutter in this segment. STIHL ErgoStart for easy starting, bike handle, engine controls with STIHL ECOSPEED partial load control, STIHL 2-MIX engine, straight shaft, single strap harness, AutoCut 25-2 mowing head.②

Order number **4149 200 0077**

Replacement round mowing line ● 2.4 mm / 41 m

Order number **0000 930 2339**

STIHL ERGOSTART



FS 91 R

28.4 cm³ • 0.95 kW / 1.3 hp • 5.5 kg^①

For working in areas with tough grass that are difficult to access or in tight spaces around obstacles. Simplified starting, loop handle, control handle with stop button, STIHL 4-MIX® engine with larger tank for increased cutting time between filling, rigid drive shaft. Supplied with AutoCut C 26-2 mowing head.③

Order number **4180 200 0686**

Replacement round mowing line ● 2.4 mm / 41 m

Order number **0000 930 2339**

STIHL 4-MIX®



FS 91

28.4 cm³ • 0.95 kW / 1.3 hp • 5.8 kg^①

For working on large areas of tough grass. Simplified starting, bike handle, control handle with stop button, STIHL 4-MIX® engine with larger tank for increased cutting time between filling, rigid drive shaft, Supplied with ADVANCE Universal double shoulder harness, AutoCut C 26-2 mowing head and GrassCut 230-2 metal cutting tool.

Order number **4180 200 0684**

Replacement round mowing line ● 2.4 mm / 41 m

Order number **0000 930 2339**

STIHL 4-MIX®



FS 111 R

31.4 cm³ • 1.05 kW / 1.4 hp • 5.5 kg^①

A powerful landscaping tool for cutting tough grass in hard to reach areas and around obstacles. Simplified starting, loop handle, control handle with stop button, STIHL 4-MIX® engine with larger tank for increased cutting time between filling, rigid drive shaft. Supplied with single shoulder harness and AutoCut C 26-2 mowing head.③

Order number **4180 200 0677**

Replacement round mowing line ● 2.4 mm / 41 m

Order number **0000 930 2339**

STIHL 4-MIX®



FS 111

31.4 cm³ • 1.05 kW / 1.4 hp • 5.8 kg^①

The ideal landscaping tool for cutting large areas of tough grass. Simplified starting, bike handle, control handle with stop button, STIHL 4-MIX® engine with larger tank for increased cutting time between filling, rigid drive shaft, Supplied with ADVANCE Universal double shoulder harness, AutoCut C 26-2 mowing head and GrassCut 230-4 metal cutting tool.

Order number **4180 200 0676**

Replacement round mowing line ● 2.4 mm / 41 m

Order number **0000 930 2339**

STIHL 4-MIX®



Order number	FS 91, FS 111, FS-KM	FS 94 RC-E, FS 94 C-E	FS 131	FS 240 C-E
--------------	----------------------	-----------------------	--------	------------

ALTERNATIVE MOWING HEADS FOR FS 91 - FS 240

TRIMCUT C 32-2	4002 710 2198	•	•	•	•
AUTOCUT 25-2	4002 710 2108	•	•	•	•
AUTOCUT C 26-2	4002 710 2169	•	•	•	•
AUTOCUT 27-2 NEW	4002 820 2302	•	•	•	•
AUTOCUT 36-2	4002 710 2170	•	-	•	•
SUPERCUT 20-2	4002 710 2184	•	•	•	•
POLYCUT 28-2	4002 820 2300	•	•	•	•
DUROCUT 20-2	4002 710 2182	•	•	•	•

£ For up to date pricing, please download the STIHL app or visit www.stihl.co.uk

OUR SOLUTIONS FOR EFFECTIVE WEED REMOVAL

We offer multiple solutions for the effective, low-spin removal of weeds and grass of various types. The RG-KM features reciprocating blades and is compatible with most KombiEngines - petrol or cordless. Alternatively the RG head can be retrofitted to selected brushcutter models. Finally the RGA 140 is a dedicated tool in the AP System for use with the reciprocating blades.

- ➔ RG-KM rotary cutting head for KombiEngines on page 147
- RGA 140 cordless brushcutter with reciprocating cutting blades on page 243
- RG rotary cutting head for brushcutters on page 247



C = Comfort version
E = STIHL ErgoStart
R = Loop handle
① Weight excluding fuel, cutting tool and guard
② AutoCut 25-2 mowing head not pictured
③ AutoCut C 26-2 mowing head not pictured



FS 131 R

36.3 cm³ • 1.4 kW / 1.9 hp • 5.5 kg^①

Powerful brushcutter for tougher jobs in areas that are hard to access or in tighter spaces. Simplified starting, loop handle, control handle with stop button, STIHL 4-MIX® engine with larger tank for increased cutting time between filling, rigid drive shaft. Supplied with single shoulder harness and AutoCut C 26-2 mowing head.^②

Order number **4180 200 0680**

Replacement round mowing line ● 2.4 mm / 41 m

Order number **0000 930 2339**

STIHL 4-MIX®



FS 131

36.3 cm³ • 1.4 kW / 1.9 hp • 5.8 kg^①

Powerful brushcutter for tougher jobs and larger areas of tall grass. Simplified starting, bike handle, control handle with stop button, STIHL 4-MIX® engine with larger tank for increased cutting time between filling, rigid drive shaft. Supplied with ADVANCE Universal double shoulder harness, AutoCut C 26-2 mowing head and GrassCut 230-4 metal cutting tool.

Order number **4180 200 0678**

Replacement round mowing line ● 2.4 mm / 41 m

Order number **0000 930 2339**

STIHL 4-MIX®



FS 240 C-E

37.7 cm³ • 1.7 kW / 2.3 hp • 7.1 kg^①


Ideal for agricultural and horticultural work. STIHL ErgoStart for easy starting, 1-point anti-vibration system, multi-function controls, bike handle, tool-free handle adjustment, STIHL 2-MIX engine, straight shaft, solid drive shaft. ADVANCE Universal double shoulder harness, AutoCut 25-2 mowing head and GrassCut 230-4 metal cutting tool.

Order number **4147 200 0470**

Replacement round mowing line ● 2.4 mm / 41 m

Order number **0000 930 2339**

STIHL ERGOSTART



Order number

FS 91, FS 111, FS 131, FSA 130, FSA 135

FS 94 RC-E, FS 94 C-E, FSA 90 R

FS 240 C-E

GRASSCUT GRASS-CUTTING BLADE

Blade Size	Order Number	FS 91, FS 111, FS 131, FSA 130, FSA 135	FS 94 RC-E, FS 94 C-E, FSA 90 R	FS 240 C-E
230 mm (2 B)	4001 713 3805	●	●	●
260 mm (2 B)	4001 713 3812	●	●	●
230 mm (4 B)	4001 713 3801	●	●	●
230 mm (8 T)	4001 713 3803	●	●	●
250 mm (32 T) ^②	4001 713 3813	●	●	●
250 mm (40 T) ^②	4001 713 3806	-	●	●
250 mm (44 T) ^②	4001 713 3811	○	●	●

BRUSHCUT BRUSH KNIFE

Blade Size	Order Number	FS 91, FS 111, FS 131, FSA 130, FSA 135	FS 94 RC-E, FS 94 C-E, FSA 90 R	FS 240 C-E
250 mm (3 B)	4112 713 4100	●	-	●

WOODCUT CIRCULAR SAW BLADE, SCRATCHER-TOOTH

Blade Size	Order Number	FS 91, FS 111, FS 131, FSA 130, FSA 135	FS 94 RC-E, FS 94 C-E, FSA 90 R	FS 240 C-E
200 mm (80 T)	4112 713 4201	-	-	●

WOODCUT CIRCULAR SAW BLADE, CHISEL-TOOTH

Blade Size	Order Number	FS 91, FS 111, FS 131, FSA 130, FSA 135	FS 94 RC-E, FS 94 C-E, FSA 90 R	FS 240 C-E
200 mm (22 T)	4112 713 4203	●	-	●
200 mm (22 T) HP ^⑤	4001 713 4203	●	-	●

For up to date pricing, please download the STIHL app or visit www.stihl.co.uk

C = Comfort version
E = STIHL ErgoStart
R = Loop handle

① Weight excluding fuel, cutting tool and guard
② Low-spin
③ AutoCut C 26-2 mowing head not pictured
④ Very durable, long service life
⑤ HP = High performance (20% better cutting performance)

FS 361 C-EM

37.7 cm³ • 1.7 kW / 2.3 hp • 8.6 kg^①

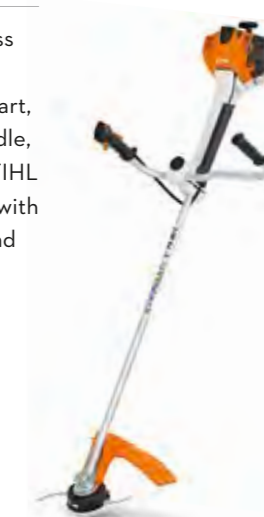
For mowing tough areas of grass and brush. STIHL 4-point anti-vibration system, STIHL ErgoStart, multi-function handle, bike handle, tool-free handle adjustment, STIHL 2-MIX engine, STIHL M-Tronic, with ADVANCE universal harness and AutoCut 46-2 mowing head.

Order number **4147 200 0376**

Replacement round mowing line ● 2.7 mm / 65 m

Order number **0000 930 2343**

STIHL ERGOSTART



FS 411 C-EM

41.6 cm³ • 2.0 kW / 2.7 hp • 8.7 kg^①

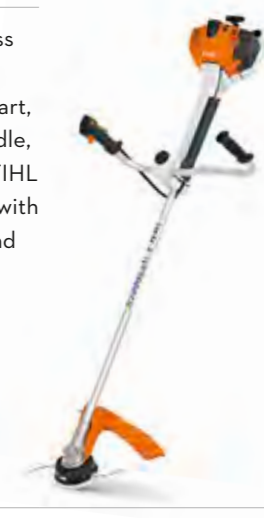
For mowing tough areas of grass and brush. STIHL 4-point anti-vibration system, STIHL ErgoStart, multi-function handle, bike handle, tool-free handle adjustment, STIHL 2-MIX engine, STIHL M-Tronic, with ADVANCE universal harness and AutoCut 46-2 mowing head.

Order number **4147 200 0398**

Replacement round mowing line ● 2.7 mm / 65 m

Order number **0000 930 2343**

STIHL ERGOSTART



CLEARING SAWS

- Comfortable, durable and powerful professional tools
- For forestry work, landscaping and road maintenance
- For removing scrub and uncontrolled growth
- For mowing large areas
- For shredding and sawing jobs in the forest

For up to date pricing, please download the STIHL app or visit www.stihl.co.uk





PROFESSIONAL TIP

Our L version clearing saw is designed for users over 190 cm tall. The longer shaft reduces the need to stoop, and ensures the mowing head meets the ground at the optimum angle. This in turn creates a better quality cut, and reduces premature wear of the mowing line.

CLEARING SAWS - THE LATEST GENERATION

The latest clearing saw models are identifiable by the white STIHL logo on the power head (previous models such as the FS 410 C-EM featured a black logo). Compared to previous models, the line head cutting diameter has increased and the gear ratio optimised, improving mowing performance and productivity. Technical enhancements to the gearbox also includes updates to the sealing system, main bearing and lubricant circulation, leading to increased robustness and a long service life. The deflector design makes them easier to store and increases visibility of the cutting attachment whilst working. Improvements to the AV system reduce vibration levels during partial load operation. Finally, all clearing saws now feature the latest version of M-Tronic for fast throttle response, economical fuel consumption and reduced downtime.

FS 491 C-EM

57.1 cm³ • 2.8 kW / 3.8 hp • 9.3 kg^①

STIHL ERGOSTART



For professional applications in landscape maintenance. STIHL 4-point anti-vibration system, STIHL ErgoStart, multi-function handle, bike handle, tool-free handle adjustment, 2-MIX engine, STIHL M-Tronic, easy starting, stop button, with ADVANCE Universal harness and BrushCut 300-3 brush knife.



Order number 4148 200 0145

FS 561 C-EM

57.1 cm³ • 2.8 kW / 3.8 hp • 10.2 kg^①

STIHL ERGOSTART



The most powerful STIHL clearing saw. STIHL 4-point anti-vibration system, STIHL ErgoStart, multi-function handle, bike handle, tool-free handle adjustment, 2-MIX engine, STIHL M-Tronic, easy starting, stop button, with double shoulder harness XXL and WoodCut 225-24 saw blade.



Order number 4148 200 0146

FS 461 C-EM

45.6 cm³ • 2.2 kW / 3.0 hp • 8.7 kg^①

STIHL ERGOSTART



For working in challenging areas of tough grass. STIHL 4-point anti-vibration system, STIHL ErgoStart, multi-function handle, bike handle, tool-free handle adjustment, STIHL 2-MIX engine, STIHL M-Tronic. With ADVANCE Universal harness and AutoCut 46-2 mowing head.



Order number 4147 200 0395

Replacement round mowing line ●2.7 mm / 65 m
Order number 0000 930 2343

FS 461 C-EM L

45.6 cm³ • 2.2 kW / 3.0 hp • 8.7 kg^①

STIHL ERGOSTART



Long shaft. Shares the same features as the FS 461 C-EM but is ideally suited to users over 190 cm tall. ADVANCE Universal harness and AutoCut 46-2 mowing head.



Order number 4147 200 0389

Replacement round mowing line ●2.7 mm / 65 m
Order number 0000 930 2343



PAGE 260

METAL CUTTING TOOLS

Find out which metal cutting head suits your clearing saw here.



PATENT EP 2031043^③

MOTOMIX FUEL MIXTURE



Ready-mixed fuel (1:50) for all STIHL 2-stroke engines. For a full description, see page 355.

11
Order number 7009 874 0103

51
Order number 7009 874 0100



CORDLESS GRASS TRIMMERS AND BRUSHCUTTERS

- Large range of tools for domestic and professional users
- Simple to operate
- Light, compact and comfortable to use
- Perfect for noise-sensitive residential areas and around hospitals, cemeteries, schools, etc.


For up to date pricing, please download the STIHL app or visit www.stihl.co.uk



FSA 45

18 V • 2.3 kg^①

Compact cordless grass trimmer for trimming lawn edges. Integrated Lithium-Ion battery (36 Wh) with charge level indicator, round handle with tool free adjustment, adjustable angle mowing head for lawn edging. Easy to switch between PolyCut blades and mowing lines without changing the mowing head, spacer bracket. PolyCut blades included. Line available as accessory. Battery charging time 145 min / 210 min min (80% / 100%). **Working time of integrated battery when cutting lawn edges is up to 20 minutes. Working time of integrated battery when cutting lawn area is up to 12 minutes.**



Order number **4512 011 5705**

Replacement PolyCut blades (pack of 8)
Order number **4008 007 1000**

Replacement round mowing line ●1.6 mm / 19 m
Order number **0000 930 2334**



PROFESSIONAL TIP

POLYCUT BLADES IN WATER

Did you know that storing PolyCut blades in water helps them to last longer? The blades absorb some of the moisture and become less brittle, helping to reduce wear when coming into contact with fence posts or hard edging. The same applies for mowing line too. To help PolyCut blades last even longer, flip them over once one side is worn and cut with the unworn edge.

For up to date pricing, please download the STIHL app or visit www.stihl.co.uk R = Loop handle

FSA 57

36 V • 2.7 kg^②

Very lightweight and easy-to-use cordless grass trimmer for maintaining lawns and lawn edges in outdoor areas around your home. Cutting circle diameter of 280 mm, adjustable shaft length at the press of a button and handle adjustment without any tools required. Spacer for mowing around obstacles such as trees and shrubs. Soft handle with adjustable positioning. AutoCut C 3-2 nylon mowing head that can be refilled from the outside with no tools needed. Alternatively, the PolyCut 3-2 mowing head with plastic blades is available as an accessory. **Working time with recommended AK 10 battery is up to 25 minutes (with nylon mowing head).**



FSA 57 excluding battery and charger
Order number **4522 011 5730**

Set FSA 57 with AK 10 and AL 101
Order number **4522 011 5743**

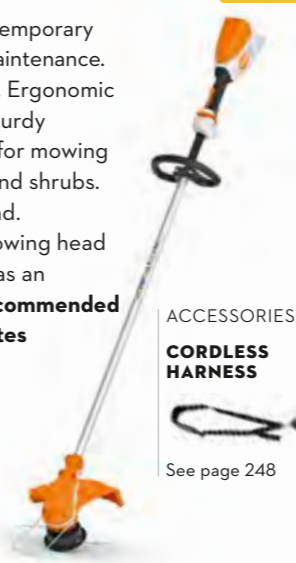
FSA 57 with 2 × AK 10 and AL 101
Order number **4522 200 0040**

Replacement quiet mowing line ●2.0 mm / 14 m
Order number **0000 930 2416**

FSA 60 R

36 V • 3.1 kg^②

Cordless grass trimmer in a contemporary design for lawn and lawn edge maintenance. Cutting circle diameter 350 mm. Ergonomic operating handle, loop handle, sturdy aluminium shaft. Spacer bracket for mowing around obstacles such as trees and shrubs. With AutoCut C 6-2 mowing head. Alternatively, the PolyCut 6-2 mowing head with polymer blades is available as an accessory. **Working time with recommended AK 20 battery is up to 30 minutes (with nylon mowing head).**



ACCESSORIES:
CORDLESS HARNESS
See page 248


FSA 60 R excluding battery and charger
Order number **FA04 011 5700**

Set FSA 60 R with AK 20 and AL 101
Order number **FA04 011 5743**

FSA 60 R with 2 × AK 20 and AL 101
Order number **FA04 200 0004**

Replacement round mowing line ●2.0 mm / 14 m
Order number **0000 930 2335**

① Weight including battery
② Weight excluding battery, including cutting tool and guard
③ Explanation of symbols on page 448



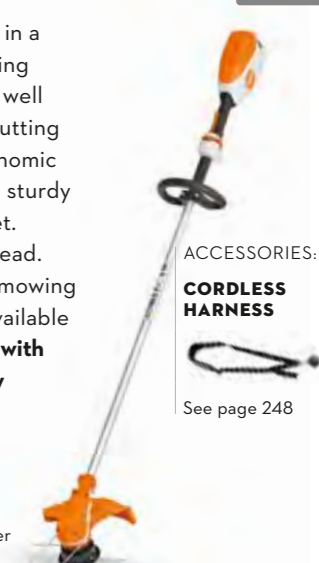
SUITABLE BATTERIES AND OTHER ACCESSORIES

SEE FROM PAGE 16

FSA 86 R

36 V • 3.2 kg^②

Powerful cordless brushcutter in a contemporary design for mowing along the side of obstacles, as well as around trees and bushes. Cutting circle diameter 350 mm. Ergonomic operating handle, loop handle, sturdy aluminium shaft, spacer bracket. With AutoCut C 6-2 mowing head. Alternatively, the PolyCut 6-2 mowing head with polymer blades is available as an accessory. **Working time with recommended AP 200 battery is up to 35 minutes (with nylon mowing head) / 60 minutes (with PolyCut blades).**



ACCESSORIES:
CORDLESS HARNESS
See page 248

FSA 86 R excluding battery and charger
Order number **FA05 011 5700**

Recommended set
FSA 86 R with AP 200 and AL 301

Replacement round mowing line ●2.0 mm / 14 m
Order number **0000 930 2335**



FSA 90 R   
36 V • 2.8 kg^①

Professional cordless brushcutter for working on large areas of tough grass and mowing around obstacles, trees and posts. 280 mm cutting diameter, loop handle, STIHL ECOSPEED variable speed control, single shoulder harness and AutoCut 25-2 mowing head.

Working time with recommended AP 300 battery is up to 30 minutes (with nylon mowing head).



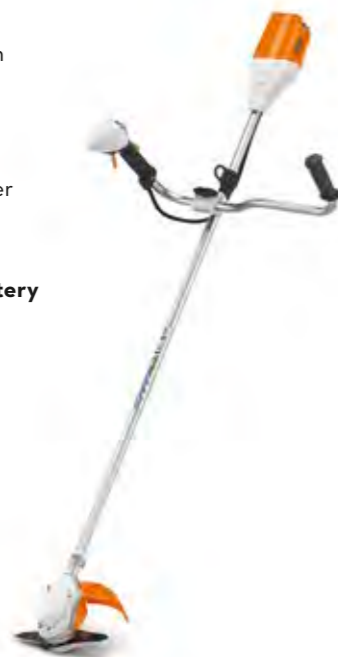
FSA 90 R excluding battery and charger
Order number **4863 200 0005**

Recommended set
FSA 90 R with AP 300 and AL 301

Replacement round mowing line ● 2.4 mm / 14 m
Order number **0000 930 2338**

FSA 90   
36 V • 3.2 kg^①

Cordless brushcutter for working on large areas of tough grass. 260 mm cutting diameter with GrassCut 260-2 metal cutting tool, ergonomic bike handle, STIHL ECOSPEED variable speed control, double shoulder harness, no ear protection required. **Working time with recommended AP 300 S battery is up to 56 minutes** (with grass-cutting blade).



FSA 90 excluding battery and charger
Order number **4863 200 0001**

Recommended set
FSA 90 with AP 300 S and AL 301



FS CARE & CLEAN KIT

For the maintenance and care of STIHL grass trimmers, brushcutters and clearing saws. For effective cleaning of the tool and machine.

1 × Multispray, 50 ml
1 × FS Super lube, 40 g



Order number **0782 516 8601**

NEW FS CARE & CLEAN KIT PLUS

1 × Multispray, 400 ml
1 × FS Super lube, 80 g
1 × VarioClean 500 ml



Order number **0782 516 8602**

ONLY WHILE STOCKS LAST! FSA 130   

Powerful and lightweight cordless brushcutter for working on large areas of tough grass and mowing around obstacles, trees and posts. Cutting circle diameter of 260 mm with GrassCut 260-2 metal cutting tool. Supplied with single shoulder harness, ergonomic bike handle, and grass-cutting blade. Three adjustable power levels. Battery operation with the aid of the AP holster with connecting cable, a carrying system, and the support cushion set with an AR battery and the support cushion set (see page 57). **Working time with recommended AR 2000 L battery is up to 310 minutes** (with grass-cutting blade).




FSA 130 excluding battery and charger
Order number **4867 200 0001**

Recommended set
FSA 130 with AR 2000 L, AR L carrying system and AL 500



FSA 135 R   
36 V • 4.3 kg^①

Robust and powerful cordless brushcutter with an AP battery slot in the power tool. For mowing grass and scrub in noise sensitive settings. Max. cutting circle diameter 420 mm with AutoCut C 26-2 head. Ergonomic control handle with three level speed pre-selection and LED display as well as infinitely variable speed control, loop handle, single shoulder harness, universal guard, air filter for long service life. Versatile use due to wide range of STIHL cutting tools. Supplied with AutoCut C 26-2 mowing head. Mounting point for the STIHL Smart Connector 2 A on the power tool housing. **Working time with recommended AP 300 S battery is up to 45 minutes.**




FSA 135 R excluding battery and charger
Order number **FA01 200 0003**

Recommended set
FSA 135 with AP 300 S and AL 500

Replacement round mowing line ● 2.4 mm / 41 m
Order number **0000 930 2339**

FSA 135   
36 V • 4.9 kg^①

Robust and powerful cordless brushcutter with an AP battery slot in the power tool. For mowing grass and scrub in noise sensitive settings. Cutting circle diameter 260 mm with grass-cutting blade. Ergonomic control handle with three-level speed pre-selection and LED display as well as infinitely variable speed control, ergonomic bike handle, double shoulder harness, universal deflector, air filter for long service life. Versatile use due to wide range of STIHL cutting tools. Supplied with GrassCut 260-2 blade. Mounting point for the STIHL Smart Connector 2 A on the power tool housing. **Working time with recommended AP 300 S battery is up to 100 minutes.**



FSA 135 excluding battery and charger
Order number **FA01 200 0001**

Recommended set
FSA 135 with AP 300 S and AL 500



RGA 140   
36 V • 6.4 kg^②

Powerful cordless brushcutter with reciprocating cutting blades for low-spin removal of weeds and grass from a range of surfaces such as gravel, asphalt and paved areas. AP battery slot in the power tool, ergonomic control handle with three speed levels, infinitely variable speed control, ergonomic bike handle, double shoulder harness and air filter for long service life. The robust cutting blades can be sharpened and periodically rotated for even wear. Mounting point for the STIHL Smart Connector 2 A on the power tool housing. **Working time with recommended AP 300 S battery is up to 100 minutes.**



RGA 140 excluding battery and charger
Order number **FA02 200 0006**

Recommended set
RGA 140 with AP 300 S and AL 500

SMART CONNECTOR 2 A IS COMPATIBLE WITH

- ✓ HLA 135
- ✓ HTA 135
- ✓ KMA 135 R
- ✓ FSA 135 R
- ✓ FSA 135
- ✓ RGA 140
- ✓ MSA 300
- ✓ BGA 300
- ✓ HSA 130 R/T



PROFESSIONAL TIP
POWER TOOLS WITH A SOCKET®

For an affordable alternative to the AR L battery and the AR L carrying system, you can purchase an AP battery, AP holster with connecting cable and the battery belt with harness. FOR MORE INFORMATION, SEE **PAGE 57**

ELECTRIC GRASS TRIMMERS

- Light, comfortable handling
- Designed for use around the house and garden
- Ideal for noise sensitive areas
- Cuts easily around stones, plants, flower pots and other objects

For up to date pricing, please download the STIHL app or visit www.stihl.co.uk



FSE 31

230 V • 245 W • 2.2 kg^①

For trimming lawn edges and around obstacles. Tool-free adjustable loop handle, pivoting mowing head.



Order number **4815 011 4101**

Replacement round mowing line ●1.4 mm / 16 m

Order number **0000 930 2284**

FSE 52

230 V • 500 W • 2.2 kg^①

For trimming lawn edges and around obstacles, tool-free adjustable shaft length and loop handle, spacer bracket to maintain distance from objects, pivoting AutoCut C 3-2 mowing head for edging lawns.



Order number **4816 011 4101**

Replacement round quiet mowing line ●1.6 mm / 19 m

Order number **0000 930 2415**



PAGE 256

CUTTING HEAD AND LINE INFORMATION

Find out which cutting head and line diameter suits your grass trimmer model here.



For up to date pricing, please download the STIHL app or visit www.stihl.co.uk

C = Comfort version
E = ErgoStart

F = ElectroStart
M = M-Tronic

T = Split shaft

PETROL BACKPACK BRUSHCUTTERS

- For effective, flexible mowing on embankments and slopes
- Perfect for vineyards, orchards and hillsides
- Comfortable carrying system
- Flexible shaft

For up to date pricing, please download the STIHL app or visit www.stihl.co.uk



FR 131 T

36.3 cm³ • 1.4 kW / 1.9 hp • 9.6 kg^②

A versatile tool for mowing work in areas that are difficult to access such as banks and verges. Simplified start-up sequence for effortless starting, split shaft for space-saving transport, multi-function handle, loop handle. STIHL 4-MIX® engine with larger fuel tank, stop button. Supplied with AutoCut 25-2 mowing head, not blade as pictured.

Order number **4180 200 0585**

Replacement round mowing line ●2.4 mm / 41 m

Order number **0000 930 2339**

START THE TOOL WITH THE PUSH OF A BUTTON



FR 460 TC-EFM

45.6 cm³ • 2.2 kW / 3.0 hp • 11.5 kg^②

STIHL ERGOSTART



Powerful tool for mowing work in areas that are difficult to access such as banks and verges. Improved STIHL 2-MIX engine and gearbox. Latest version of STIHL M-Tronic. Fitted with STIHL ElectroStart as standard to enable comfortable restart of the tool without taking it off your back, just by pressing a button. STIHL anti-vibration system. Additional pull starter with STIHL ErgoStart for starting at temperatures below 0° C. Multi-function handle, loop handle, stop button, tool bag, detachable shaft, GrassCut 230-4 grass cutting blade.

Order number **4147 200 0372**



KOMBITOOLS FOR THE FR 131 T

The backpack FR 131 T brushcutter is perfect for more than just mowing work. This tool can also be used for trimming hedges, as a pole pruner, for cutting scrub, ground cultivation, edge trimming, and as a blower, when combined with the HL-KM, HT-KM, FH-KM, BF-KM, FCB-KM and FCS-KM KombiTools. More detailed information on combination options is provided in the KombiSystem and MultiSystem chapter from page 140.

① Weight excluding cable, including cutting tool and guard
② Weight excluding fuel, cutting tool and guard



ACCESSORIES AND PARTS FOR GRASS TRIMMERS, BRUSHCUTTERS AND CLEARING SAWS

- Accessories for greater working comfort and improved protection
- Harnesses, hand guards, tool attachments, protective covers

For up to date pricing, please download the STIHL app or visit www.stihl.co.uk



BRUSHCUTTER SERVICE KITS



STIHL's brushcutter service kits contain everything needed to carry a routine service on the engine of a STIHL brushcutter. Keeping on top of the maintenance of your tools helps it to maintain optimum performance and the reliability expected of the tool. There is a QR code on the box which can be scanned with a smartphone camera app to take you to how to video's on how to change each component.

Each service kit comes with the following:

- 1 x Air filter
- 1 x Spark plug
- 1 x Fuel filter

Service Kit 26 for FS 40, FS 50, FS 56, FS 70 (Also suitable for HT 56, KM 56)
Order number **4144 007 4100**

Service Kit 30 for FS 89, FS 91, FS 111 (Also suitable for HT 103, KM 91, KM 111)
Order number **4180 007 4102**

Service Kit 31 for FS 131, FS 311, FR 131 (Also suitable for HT 133, KM 131, BT 131)
Order number **4180 007 4103**

NEW Service Kit 41 FS 240, FS 360, FS 361, FS 410, FS 411, FS 460, FS 461
Order number **4147 007 4102**

NEW Service Kit 44 FS 490, FS 491, FS 560, FS 561
Order number **4148 007 4100**

NEW Service Kit 47 FS 38, FS 55 2-MIX
Order number **4140 007 4103**

NEW Service Kit 48 FS 94 (Also suitable HL 94)
Order number **4149 007 4102**

TOOL BAG ADVANCE

For conveniently transporting tools. Features two sections. Can be easily attached to the universal and forestry harnesses.



Order number **4147 881 5700**

SPACER BRACKET

Practical spacer bracket for use when mowing around trees and other objects.



For FSA 56, FSA 57, FSE 52
Order number **4816 713 3400**

For FSA 85
Order number **4852 713 3401**

For FSA 65
Order number **4852 713 3400**

For FSA 90 R, FSA 90
Order number **4863 713 3400**

For up to date pricing, please download the STIHL app or visit www.stihl.co.uk

① Explanation of quality marks on page 455

HL 0° HEDGE TRIMMER ATTACHMENT



Light hedge trimmer attachment with fixed 0° angle. Weight: 1.0 kg. Fits FS 91 R, FS 111 R and FS 131 R.

Bar length 50 cm / 20"
Order number **4243 740 5100**

HL 145° ADJUSTABLE HEDGE TRIMMER ATTACHMENT



Light hedge trimmer attachment with 145° angle adjustment, space-saving carrying position. Weight: 1.7 kg. Fits FS 90 R, FS 91 R, FS 111 R and FS 131 R.

Bar length 50 cm / 20"
Order number **4243 740 5101**

RG ROTARY CUTTING HEAD



Tool attachment for brushcutters. For effective removal of weeds and grass from various surfaces such as gravel and paved areas. Reciprocating blade enables low-spin mowing, for example along roads and around traffic islands. Complete functionality in the attachment gearbox. Powerful cut, tends not to become blocked with cuttings, easy and quick blade change. Fitted as standard with RGA 140. Weight: 2.0 kg.

For FS 91, FS 91 R, FS 94 C-E, FS 94 RC-E, FS 111, FS 111 R, FS 131, FS 131 R, FSA 130 and FSA 130 R
Order number **4180 740 5101**

HAND GUARD FOR SHREDDING APPLICATIONS

Practical hand guard. Not suitable for K versions.



For FS 360, FS 361, FS 410, FS 460, FS 461, FS 490, FS 491, FS 510, FS 560 and FS 561
Order number **4147 790 9102**

HT POLE PRUNER ATTACHMENT



Light pole pruner attachment for cutting branches. Weight: 0.6 kg. Approved for FS 91 R, FS 111 R and FS 131 R.

Bar length 30 cm / 12"
Order number **4182 200 0215**

FH 145° SCRUB CUTTER



For cutting close to the ground and for low-spin mowing in very narrow spaces. Flexible adjustment mechanism, space-saving carrying position. Weight: 1.5 kg. Suitable for FS 91, FS 91 R, FS 111, FS 111 R, FS 131 and FS 131 R.

Bar length 25 cm / 10"
Order number **4243 740 5102**



PAGE 403

DYNAMIC SOUND PC FACE AND HEARING PROTECTION SET

Ear protectors and visor with Bluetooth® connectivity. Speak on the phone or listen to music while you work.



BASIC HARNESS

Included as standard with most STIHL grass trimmers. For less tiring and safer work.


For FS 38, FS 40, FS 50, all HL and HT models
Order number 4130 710 9000



CORDLESS HARNESS

For comfortable operation of grass trimmers and long reach hedge trimmers. Includes attachment clip for fixing in.

For FSA 60 R, FSA 65, FSA 85, FSA 86 R, FSA 90 R, HLA 56, HLA 66
Order number 4852 007 1000



CHEST STRAP

For all universal harnesses in the ADVANCE range. Ensures the shoulder straps are securely positioned.

Order number 0000 790 7700



DOUBLE SHOULDER HARNESS

With soft padding for improved comfort when working for prolonged periods.

Standard size
For FS 55 - FS 561, FSA 90, FSA 130, FSA 135 and RGA 140
Order number 4119 710 9001

XXL version for users > 1.90 m in height
For FS 55 - FS 561, FSA 90, FSA 130, FSA 135 and RGA 140
Order number 4147 710 9001



SUPPORT CUSHION SET

Support cushion with belt adapter for securing the support cushion to the battery belt with harness on the AP carrying system or the AR L carrying system.

For BGA 100, KMA 130 R, KMA 135 R, FSA 130, FSA 130 R, FSA 135, FSA 135 R and RGA 140
Order number 0000 007 1045



SUPPORT CUSHION WITH COMFORT HOOK

For retrofitting to all FS harnesses in the ADVANCE series without comfort carry rings.

Order number 4147 740 2502



FORESTRY HARNESSES

The freely suspended support cushion for greater freedom of movement. For use with circular saw blades for forest applications. Lightweight harness can be combined with the tool bag.

ADVANCE Standard size
For FS 91 - FS 561, FSA 90, FSA 130, FSA 135 and RGA 140
Order number 4147 710 9003

XXL version for users > 1.90 m in height
For FS 91 - FS 561, FSA 90, FSA 130, FSA 135 and RGA 140
Order number 4147 710 9009



UNIVERSAL HARNESSES

For strength-saving mowing and shredding. Ergonomic, comfortable, light, can be combined with the chest belt and tool bag.

ADVANCE Standard size
For FS 55 - FS 561, FSA 90, FSA 130, FSA 135 and RGA 140
Order number 4147 710 9002

XXL version for users > 1.80 m in height
For FS 55 - FS 561, FSA 90, FSA 130, FSA 135 and RGA 140
Order number 4147 710 9004



ADVANCE PLUS With a comfort carry ring or quickly attaching and removing the clearing saw

For FS 55 - FS 561, FSA 90, FSA 130, FSA 135 and RGA 140
Order number 4147 710 9014



ADVANCE PLUS fluorescent orange Highly visible. Perfectly complements protective clothing when mowing in hazardous areas, with a comfort carry ring for quickly attaching and removing the clearing saw

For FS 55 - FS 561, FSA 90, FSA 130, FSA 135 and RGA 140
Order number 0000 710 9000



ADVANCE PLUS With a comfort carry ring for quickly attaching and removing the clearing saw.

For FS 91 - FS 561, FSA 90, FSA 130, FSA 135 and RGA 140
Order number 4147 710 9015



ADVANCE X-TREEm Offering an ergonomic and supportive design, specially developed for long periods of forestry work using circular saws. Highly comfortable to wear due to the length-adjustable back section and variable load distribution between the shoulders and hips.

For FS 91 - FS 561, FSA 90, FSA 135 and RGA 140
Order number 0000 710 9001



➔

PAGE **387**

FS 3PROTECT CLEARING SAW PROTECTIVE TROUSERS

Very comfortable protective trousers made of cotton and 18% stretch material with a triple protective function: impact protection, and thorn and water resistance.



OUR STRAPS ARE SUITABLE FOR USERS WITH THE FOLLOWING MEASUREMENTS:


STRAP MEASUREMENT CHART	Chest circumference (cm)	Waist circumference (cm)	Back length (cm)
DOUBLE SHOULDER HARNESS	99 - 145	-	-
UNIVERSAL HARNESSES			
ADVANCE / ADVANCE PLUS / ADVANCE PLUS fluorescent orange	99 - 140	95 - 144	56
ADVANCE XXL	99 - 150	95 - 155	63
FORESTRY HARNESSES			
ADVANCE / ADVANCE PLUS	99 - 144	90 - 135	56
ADVANCE XXL	99 - 155	100 - 150	61
ADVANCE X-TREEm	99 - 155	95 - 160	52 - 64



Order number	Displacement (cm³)	Power output (kW / hp)	Weight ^⓪ (kg)	Sound pressure level ^⓪ (dB(A))	Sound power level ^⓪ (dB(A))	Vibration level left/right ^⓪ (m/s²)	STIHL engine (2-MIX/4-MIX [®])	Total length without cutting tool (cm)	Cutting circle diameter (mm)	Standard cutting tool	Tank volume (l)	Drive shaft in shaft	STIHL anti-vibration system	STIHL ErgoStart (E)	STIHL M-Tronic (M)	Automatic decompression	Multi-function handle	Loop handle/bike handle/round handle	Tool-free handle adjustment	Mowing/shredding/sawing jobs	Basic harness	Harness	Double shoulder harness	Universal harness ADVANCE/ADVANCE PLUS/ADVANCE PLUS fluorescent orange	Forestry harness ADVANCE/ADVANCE PLUS/ADVANCE X-TREEm		
PETROL GRASS TRIMMERS																					HARNESSES						
FS 38	4140 012 2353	27.2	0.65/0.9	4.2	94	108	8.0/8.0	2-MIX	147	380		AutoCut C 6-2 mowing head	0.33	flexible	-	o	-	-	●	-/-/●	-	●/-/-	o	-	-	-/-/-	-/-/-
FS 40	4144 011 2309	27.2	0.7/1.0	4.4	94	107	7.0/6.4	2-MIX	145	380		AutoCut C 6-2 mowing head	0.34	flexible	-	o	-	-	●	-/-/●	-	●/-/-	o	-	-	-/-/-	-/-/-
FS 50 C-E	4144 011 2315	27.2	0.8/1.1	4.5	93	108	6.0/5.7	2-MIX	145	420		AutoCut C 6-2 mowing head	0.34	flexible	-	●	-	-	●	-/-/●	●	●/-/-	o	-	-	o/o/o	-/-/-
PETROL BRUSHCUTTERS FOR GARDENS MAINTENANCE																					HARNESSES						
FS 55 R	4140 200 0526	27.2	0.75/1.0	4.4	95	108	8.5/8.5	2-MIX	170	420		AutoCut C 26-2 mowing head	0.33	flexible	-	o	-	-	●	●/-/-	-	●/-/-	-	●	o	o/o/o	-/-/-
FS 55	4140 200 0523	27.2	0.75/1.0	4.9	95	108	5.5/5.5	2-MIX	170	420		AutoCut C 26-2 mowing head	0.33	flexible	-	o	-	-	●	-/●/-	-	●/-/-	-	●	o	o/o/o	-/-/-
FS 56 RC-E	4144 200 0200	27.2	0.8/1.1	4.8	93	108	6.5/7.5	2-MIX	170	420		AutoCut C 26-2 mowing head	0.34	flexible	-	●	-	-	●	●/-/-	-	●/-/-	-	●	o	o/o/o	-/-/-
FS 56 C-E	4144 200 0196	27.2	0.8/1.1	5.2	93	108	4.7/3.8	2-MIX	170	420		AutoCut C 26-2 mowing head	0.34	flexible	-	●	-	-	●	-/●/-	-	●/-/-	-	●	o	o/o/o	-/-/-
FS 70 RC-E	4144 200 0203	27.2	0.9/1.2	4.8	94	108	7.6/6.0	2-MIX	170	420		AutoCut C 26-2 mowing head	0.34	flexible	-	●	-	-	●	●/-/-	-	●/-/-	-	●	o	o/o/o	-/-/-
FS 70 C-E	4144 200 0202	27.2	0.9/1.2	5.4	94	107	6.6/6.6	2-MIX	170	420 / 230		AutoCut C 26-2 and GrassCut 230-2	0.34	flexible	-	●	-	-	●	-/●/-	-	●/-/-	-	o	o	●/o/o	-/-/-
PETROL BRUSHCUTTERS FOR LANDSCAPE MAINTENANCE																					HARNESSES						
FS 94 RC-E	4149 200 0083	24.1	0.9/1.2	4.6	94	107	6.4/6.3	2-MIX	178	420		AutoCut 25-2 mowing head	0.54	solid	1-point	●	-	-	●	●/-/-	-	●/-/-	-	●	o	o/o/o	o/o/o
FS 94 C-E	4149 200 0077	24.1	0.9/1.2	4.9	94	107	4.7/4.0	2-MIX	178	420		AutoCut 25-2 mowing head	0.54	solid	1-point	●	-	-	●	-/●/-	-	●/-/-	-	●	o	o/o/o	o/o/o
FS 91 R	4180 200 0686	28.4	0.95/1.3	5.5	95	106	5.3/5.3	4-MIX [®]	180	420		AutoCut C 26-2 mowing head	0.71	solid	1-point	-	-	●	●	●/-/-	●	●/-/-	-	●	o	o/o/o	o/o/o
FS 91	4180 200 0684	28.4	0.95/1.3	5.8	95	106	3.4/3.0	4-MIX [®]	180	420 / 230		AutoCut C 26-2 and GrassCut 230-2	0.71	solid	1-point	-	-	●	●	-/●/-	●	●/-/○	-	o	●	o/o/o	o/o/o
FS 111 R	4180 200 0677	31.4	1.05/1.45	5.5	95	106	5.2/5.2	4-MIX [®]	180	420		AutoCut C 26-2 mowing head	0.71	solid	1-point	-	-	●	●	●/-/-	●	●/-/-	-	●	o	o/o/o	o/o/o
FS 111	4180 200 0676	31.4	1.05/1.45	5.8	95	106	3.7/3.7 ^⓪	4-MIX [®]	180	420 / 230		AutoCut C 26-2 and GrassCut 230-4	0.71	solid	1-point	-	-	●	●	-/●/-	●	●/-/○	-	o	o	●/o/o	o/o/o
FS 131 R	4180 200 0680	36.3	1.4/1.9	5.5	98	109	6.2/6.2	4-MIX [®]	180	420		AutoCut C 26-2 mowing head	0.71	solid	1-point	-	-	●	●	●/-/-	●	●/-/-	-	●	o	o/o/o	o/o/o
FS 131	4180 200 0678	36.3	1.4/1.9	5.8	98	109	3.7/3.4 ^⓪	4-MIX [®]	180	420 / 230		AutoCut C 26-2 and GrassCut 230-4	0.71	solid	1-point	-	-	●	●	-/●/-	●	●/-/○	-	o	o	●/o/o	o/o/o
FS 240 C-E	4147 200 0470	37.7	1.7/2.3	7.1	99	110	4.7/4.0 ^⓪	2-MIX	180	420 / 230		AutoCut 25-2 and GrassCut 230-4	0.75	solid	1-point	●	-	-	●	-/●/-	●	●/-/○	-	o	o	●/o/o	o/o/o
CLEARING SAWS																					HARNESSES						
FS 361 C-EM	4147 200 0376	37.7	1.7/2.3	8.6	100	110	2.6/2.7	2-MIX	179	520		AutoCut 46-2 mowing head	0.75	solid	4-point	●	●	-	●	-/●/-	●	●/○/○	-	-	o	●/o/o	o/o/o
FS 411 C-EM	4147 200 0398	41.6	2.0/2.7	8.7	97	109	2.3/2.1	2-MIX	179	520		AutoCut 46-2 mowing head	0.75	solid	4-point	●	●	-	●	-/●/-	●	●/○/○	-	-	o	●/o/o	o/o/o
FS 461 C-EM	4147 200 0395	45.6	2.2/3.0	8.7	100	110	2.4/2.3	2-MIX	179	520		AutoCut 46-2 mowing head	0.75	solid	4-point	●	●	-	●	-/●/-	●	●/○/○	-	-	o	●/o/o	o/o/o
FS 461 C-EM L	4147 200 0389	45.6	2.2/3.0	8.8	100	110	2.1/2.3	2-MIX	185	520		AutoCut 46-2 mowing head	0.75	solid	4-point	●	●	-	●	-/●/-	●	●/○/○	-	-	o	●/o/o	o/o/o
FS 491 C-EM	4148 200 0145	51.6	2.4/3.3	9.3	101	112	2.8/2.8	2-MIX	179	300		BrushCut 300-3 brush knife	0.99	solid	4-point	●	●	-	●	-/●/-	●	●/○/○	-	-	o	●/o/o	o/o/o
FS 561 C-EM Saw	4148 200 0146	57.1	2.8/3.8	10.2	102	115	3.3/3.3	2-MIX	176	225		WoodCut 225-24 saw blade	0.99	solid	4-point	●	●	-	●	-/●/-	●	○/○/●	-	-	o	○/○/○	●/○/○



Order number	Displacement (cm³)	Power output (kW / hp)	Rated voltage (V)	Power consumption (W)	Weight (kg)	Sound pressure level [ⓐ] (dB(A))	Sound power level [ⓐ] (dB(A))	Vibration level left / right [ⓐ] (m/s²)	STIHL engine (2-MIX / 4-MIX®) / STIHL cordless power system	Total length without cutting tool (cm)	Cutting circle diameter (mm)	Standard cutting tool	Tank volume (l)	Drive shaft in shaft	STIHL anti-vibration system	STIHL ErgoStart	STIHL ElectroStart	STIHL M-Tronic	Smart Connector 2 A	Automatic decompression	Multi-function handle	Loop handle / bike handle / round handle	Tool-free handle adjustment	Mowing/shredding/sawing jobs	Harness	Double shoulder harness	Universal harness ADVANCE / ADVANCE PLUS / ADVANCE PLUS fluorescent orange	Forestry harness ADVANCE / ADVANCE PLUS / ADVANCE X-TREEm	Carrying system
CORDLESS GRASS TRIMMERS AND BRUSHCUTTERS																													
FSA 45[ⓐ]	4512 011 5705	-	-	18	-	2.3 [ⓐ]	77	87	1.7 / 4.9	Al Line	110	≤ 250										- / - / ●	●	● / - / -	-	-	- / - / -	- / - / -	-
FSA 57[ⓐ]	4522 011 5730	-	-	36	-	2.7 [ⓐ]	74	89	4.0 / 4.0	AK System	149	280										- / - / ●	●	● / - / -	-	-	- / - / -	- / - / -	-
Set FSA 57[ⓐ] with AK 10 + AL 101	4522 011 5743	-	-	36	-	3.5 [ⓐ]	74	89	4.0 / 4.0	AK System	149	280										- / - / ●	●	● / - / -	-	-	- / - / -	- / - / -	-
FSA 57[ⓐ] with 2 × AK 10 + AL 101	4522 200 0040	-	-	36	-	3.5 [ⓐ]	74	89	4.0 / 4.0	AK System	149	280										- / - / ●	●	● / - / -	-	-	- / - / -	- / - / -	-
FSA 60 R[ⓐ]	FA04 011 5700	-	-	36	-	3.1 [ⓐ]	77	91	3.7 / 2.0	AK System	168	350										● / - / -	-	● / - / -	-	-	- / - / -	- / - / -	-
Set FSA 60 R[ⓐ] with AK 20 + AL 101	FA04 011 5743	-	-	36	-	4.3 [ⓐ]	77	91	3.7 / 2.0	AK System	168	350										● / - / -	-	● / - / -	-	-	- / - / -	- / - / -	-
FSA 60 R[ⓐ] with 2 × AK 20 + AL 101	FA04 200 0004	-	-	36	-	4.3 [ⓐ]	77	91	3.7 / 2.0	AK System	168	350										● / - / -	-	● / - / -	-	-	- / - / -	- / - / -	-
FSA 86 R[ⓐ]	FA05 011 5700	-	-	36	-	3.2 [ⓐ]	77	91	3.7 / 2.0	AP System	173	350										● / - / -	-	● / - / -	●	-	- / - / -	- / - / -	-
FSA 90 R[ⓐ]	4863 200 0005	-	-	36	-	2.8 [ⓐ]	83	92	4.8 / 3.5	AP System	177	380										● / - / -	-	● / - / -	●	-	- / - / -	- / - / -	-
FSA 90[ⓐ]	4863 200 0001	-	-	36	-	3.2 [ⓐ]	73	84	1.0 / 1.0	AP System	177	260										- / ● / -	●	● / - / -	-	●	○ / ○ / ○	- / - / ○	-
FSA 130[ⓐ]	4867 200 0001	-	-	36	-	4.5 [ⓐ]	82	94	2.9 / 2.0	AP System	175	260		solid								- / ● / -	●	● / - / ●	●	-	○ / ○ / ○	- / - / ○	-
FSA 135 R[ⓐ]	FA01 200 0003	-	-	36	-	4.3 [ⓐ]	80	92	3.7 / 1.8	AP System	183	420		solid					○			● / - / -	-	● / - / -	●	-	- / - / -	- / - / -	-
FSA 135[ⓐ]	FA01 200 0001	-	-	36	-	4.9 [ⓐ]	81	94	2.1 / 1.8	AP System	183	260		solid					○			- / ● / -	●	● / - / ●	-	●	○ / ○ / ○	- / - / ○	-
RGA 140	FA02 200 0006	-	-	36	-	6.4 [ⓐ]	81	95	2.3 / 2.4	AP System	183	230		solid					○			- / ● / -	●	● / - / -	-	●	○ / ○ / ○	- / - / ○	-
ELECTRIC BRUSHCUTTERS																													
FSE 31	4815 011 4101	-	-	230	245	2.2 [ⓐ]	82	92	1.2 / 1.8	-	110	245										- / - / ●	●	● / - / -	-	-	- / - / -	- / - / -	-
FSE 52	4816 011 4101	-	-	230	500	2.2 [ⓐ]	82	94	3.0 / 4.5	-	131	300										- / - / ●	●	● / - / -	-	-	- / - / -	- / - / -	-
PETROL BACKPACK BRUSHCUTTERS																													
FR 131 T	4180 200 0585	36.3	1.4 / 1.9	-	-	9.6 [ⓐ]	97	110	4.7 / 4.3	4-MIX®	280	420								●	●	● / - / -	●	● / - / -	-	-	- / - / -	- / - / -	●
FR 460 TC-EFM	4147 200 0372	45.6	2.2 / 3.0	-	-	11.5 [ⓐ]	99	112	2.0 / 2.0	2-MIX	280	230								●	●	● / - / -	●	● / - / -	-	-	- / - / -	- / - / -	●



£ For up to date pricing, please download the STIHL app or visit www.stihl.co.uk

ⓐ As standard
ⓐ Retrofittable (accessory)

C = Comfort version
 E = ErgoStart
 F = ElectroStart

M = M-Tronic
 R = Loop handle
 T = Split shaft


ⓐ K-factor according to Dir. 2006 / 42 / EC = 2,0 dB(A) with standard tool

ⓐ K-factor according to Dir. 2006 / 42 / EC = 2 m/s² with standard tool
ⓐ Fixed motor speed

ⓐ Infinitely variable motor speed
ⓐ Weight including battery
ⓐ Weight excluding battery, including cutting tool and guard
ⓐ Weight including battery, excluding charger

ⓐ Weight excluding battery, cutting tool and guard
ⓐ Weight excluding battery, including blade and guard
ⓐ Weight excluding cable, including cutting tool and guard
ⓐ Weight excluding fuel, cutting tool and guard

! Only while stocks last!



CUTTING TOOLS AND MOWING LINES

- Wide variety of cutting tools and mowing lines for different applications
- For everything from simple mowing jobs, through to maintaining trees and young stands
- Mowing lines made from wear-resistant and long-lasting flexible material
- Mowing lines with different shapes, cross-sections and diameters

£ For up to date pricing, please download the STIHL app or visit www.stihl.co.uk



GRASS AND LIGHT VEGETATION



TrimCut mowing head
Two-line, for trimming and mowing grass. Line refill from the outside or by removing the spool. Manual readjustment of the line.



AutoCut mowing head
Two lines, for mowing and clearing work. Mowing lines are automatically extended by tapping the mowing head on the ground.



SuperCut mowing head
Two lines, for mowing and clearing work. Mowing lines are automatically adjusted for optimal cutting length.



DuroCut mowing head
Two or four lines, for mowing and thinning work, even on tough grass. Up to four lines can be easily inserted.



PolyCut mowing headⓄ
Universal cutting tool for trimming and working on large areas. With two movable polymer blades.



GrassCut grass-cutting blade
Made of steel. Available in versions with different numbers of blades and teeth, for mowing tough, dry grass and reeds.



BrushCut brush knife
Two or three cutters, made of steel, reversible. For thinning and removing tough grass, scrub and thorny hedges.

HEAVY VEGETATION

REEDS AND BUSHES

BUSHES AND THIN TREES



ShredCut shredder blade
Steel double blade for thinning and removing tough scrub and thorny hedges.



WoodCut circular saw blade, scratcher-tooth
Special steel tool for mid- and high-performance brushcutters. For gnarled bushes and thin tree trunks.



WoodCut circular saw blade, chisel-tooth
Special steel tool for mid- and high-performance brushcutters. For gnarled bushes, thin tree trunks, sawing and clearing work.



WoodCut circular saw blade, carbide-tipped
Highly robust special tool for use in dry, sandy areas and for cutting near ground level.

Ⓞ Recommended especially for cordless brushcutters to ensure a longer battery life per charge



MOWING HEADS^①

Order number	Mowing line diameter ^② (mm)	Recommended refill quantity (m)	Shape of the mowing lines	FS 38, FS 40, FS 50 C-E, FSB-KM	FS 55 R, FS 56 RC-E, FS 70 RC-E, FS 70 C-E	FS 55	FS 91, FS 111, FS-KM	FS 94 RC-E, FS 94 C-E	FS 131	FS 240 C-E	FS 361 C-EM, 411 C-EM	FS 461 C-EM, FS 461 C-EM L, FS 491 C-EM	FS 561 C-EM	FSA 45	FSA 57	FSA 60 R, FSA 86 R	FSA 90 R, FSA 90	FSA 130, FSA 135 R, FSA 135	FSE 31	FSE 52	FR 131 T	FR 460 TC-EM
TRIMCUT MOWING HEAD																						
TRIMCUT C 32-2	4002 710 2198	2.4/2.7/3.0	1 x 8	⊠⊠⊠⊠	-	•	•	•	•	•	-	-	-	-	-	-	○	•	-	-	•	•
TRIMCUT C 42-2	4003 710 2122	2.4/2.7/3.0	1 x 8	⊠⊠⊠⊠	-	-	-	-	-	-	•	•	-	-	-	-	-	-	-	-	-	-
TRIMCUT C 52-2	4005 710 2117	2.4/2.7/3.0/3.3	1 x 8	⊠⊠⊠⊠	-	-	-	-	-	-	-	-	•	-	-	-	-	-	-	-	-	-
AUTOCUT MOWING HEAD																						
LINE SPOOL	6421 710 4300	1.4	-	○	-	-	-	-	-	-	-	-	-	-	-	-	-	-	•	-	-	-
LINE SPOOL for AutoCut 2-2	4008 710 4300	1.6	-	⊠	-	-	-	-	-	-	-	-	-	-	-	-	-	-	-	-	-	-
LINE SPOOL for AutoCut 2-2	4008 710 4301	2.0	-	⊠	-	-	-	-	-	-	-	-	-	-	-	-	-	-	-	-	-	-
LINE SPOOL for AutoCut C 3-2	4009 710 4304	1.6	-	⊠	-	-	-	-	-	-	-	-	-	•	-	-	-	-	-	•	-	-
LINE SPOOL for AutoCut 25-2	4002 710 4321	2.4/2.7	-	⊠	-	•	•	•	•	•	•	-	-	-	-	-	•	•	-	-	•	•
LINE SPOOL for AutoCut 36-2 for AutoCut 46-2 for AutoCut 56-2	4003 710 4310	2.4/2.7/3.0/3.3	2 x 4	⊠⊠⊠⊠	-	-	-	•	-	•	-	-	-	-	-	-	-	•	-	-	•	•
AUTOCUT 2-2	4008 710 2100	1.6	-	⊠	-	-	-	-	-	-	-	-	-	-	-	-	-	-	-	-	-	-
	4008 710 2103	2.0	-	⊠	-	-	-	-	-	-	-	-	-	-	-	-	-	-	-	-	-	-
AUTOCUT C 3-2	4009 710 2106	2.0	1 x 5	⊠	-	-	-	-	-	-	-	-	-	•	-	-	-	-	-	•	-	-
AUTOCUT C 6-2	4006 710 2126	2.0/2.4	1 x 4	⊠⊠⊠⊠	•	-	-	-	-	-	-	-	-	-	-	•	-	-	-	-	-	-
AUTOCUT 25-2	4002 710 2108	2.4/2.7	2 x 3.5	⊠⊠⊠⊠	-	•	•	•	•	•	•	-	-	-	-	-	•	•	-	-	•	•
AUTOCUT C 26-2	4002 710 2169	2.4/2.7	1 x 7	⊠⊠⊠⊠	-	•	•	•	•	•	•	-	-	-	-	-	•	•	-	-	•	•
AUTOCUT 27-2 NEW ^③	4002 820 2302	2.4/2.7	2 x 3.5	⊠⊠⊠⊠	-	•	•	•	•	•	•	-	-	-	-	-	•	•	-	-	•	•
AUTOCUT 36-2	4002 710 2170	2.7/3.0/3.3	2 x 4	⊠⊠⊠⊠	-	-	-	•	-	•	-	-	-	-	-	-	-	•	-	-	•	•
AUTOCUT 46-2	4003 710 2115	2.7/3.0/3.3	2 x 4	⊠⊠⊠⊠	-	-	-	-	-	-	•	•	-	-	-	-	-	-	-	-	-	-
AUTOCUT 56-2	4005 710 2107	2.7/3.0/3.3	2 x 4	⊠⊠⊠⊠	-	-	-	-	-	-	-	-	•	-	-	-	-	-	-	-	-	-
SUPERCUT MOWING HEAD																						
SUPERCUT 20-2	4002 710 2184	2.4	2 x 3	⊠⊠⊠	-	•	•	•	•	•	•	-	-	-	-	-	•	•	-	-	•	•
SUPERCUT 40-2	4003 710 2142	2.4	1 x 7.5	⊠⊠⊠	-	-	-	-	-	-	•	•	-	-	-	-	-	-	-	-	-	-
POLYCUT MOWING HEAD																						
POLYCUT 2-2 ^④	4008 710 2102	1.4/1.6	2 x 0.15	⊠⊠	-	-	-	-	-	-	-	-	-	•	-	-	-	-	-	-	-	-
POLYCUT 3-2 ^④	4009 710 2104	1.4/1.6	2 x 0.15	⊠⊠	-	-	-	-	-	-	-	-	-	•	-	-	-	-	-	-	-	-
POLYCUT 6-2 ^④	4006 710 2134	2.0/2.4	2 x 0.2	⊠⊠⊠⊠	•	-	-	-	-	-	-	-	-	-	-	•	-	-	-	-	-	-
POLYCUT 28-2 ^④	4002 820 2300	2.4/2.7	1 x 0.4	⊠⊠⊠⊠	-	•	•	•	•	•	•	-	-	-	-	-	•	•	-	-	•	•
POLYCUT 48-2 ^{④⑤}	4003 710 2126	2.4/2.7	1 x 0.4	⊠⊠⊠⊠	-	-	-	-	-	-	•	-	-	-	-	-	-	-	-	-	-	-
DUROCUT MOWING HEAD																						
DUROCUT 5-2 ^④	4006 710 2129	1.6/2.0/2.4/L	2 x 0.2	⊠⊠⊠⊠	•	-	-	-	-	-	-	-	-	-	-	•	-	-	-	-	-	-
DUROCUT 20-2 ^④	4002 710 2182	2.0/2.4/2.7/L/XL	2 x 0.2	⊠⊠⊠⊠	-	•	•	•	•	•	•	-	-	-	-	-	•	•	-	-	•	•
DUROCUT 40-4 ^④	4005 710 2114	2.7/3.0/3.3/4.0/XL/XXL	4 x 0.25	⊠⊠⊠⊠	-	-	-	-	-	-	•	•	•	-	-	-	-	-	-	-	-	-



AUTOCUT SPOOLS

Retrofittable spools featuring metal deflector in main area of wear, for a longer service life compared with initially equipped standard spools.

For AutoCut 25-2 and 27-2
Order number 4002 710 4321

For AutoCut 36-2, 46-2 and 56-2
Order number 4003 710 4310



NEW AUTOCUT 27-2 MOWING HEAD

Lightweight and easy to use, the 27-2 features the same specification as the 25-2 mowing head. Ergonomic opening for easier line re-filling, optimised sleeve fastening. Compatible with spool with metal protection for longer service life.

Order number 4002 820 2302

For up to date pricing, please download the STIHL app or visit www.stihl.co.uk

• Recommended
○ Can be combined
- Not approved

① Only approved with guard
② Numbers in bold type indicate the line diameter with which the mowing head is equipped when first supplied
③ Can be equipped with cut-to-length mowing lines as an alternative

④ Including 6 L line pieces
⑤ Including 12 XL line pieces
⑥ Including 12 XXL line pieces
⑦ Only suitable for FS 361 C-EM
⑧ Available from Spring 2023

○ Round mowing line
⊠ CF3 Pro high-tech cruciform mowing line
⊠ Round and quiet mowing line

⊠ Square mowing line
⊠ Pentagonal mowing line

MOWING LINES

	1.4 mm	1.6 mm	2.0 mm	2.4 mm	2.7 mm	3.0 mm	3.3 mm	4.0 mm
OVERVIEW OF MOWING LINE COLOURS, THICKNESSES AND USE								
ROUND MOWING LINE Can be universally used for trimming and mowing work	●	●	●	●	●	●	●	●
ROUND AND QUIET MOWING LINE Use with electric and battery-driven brushcutters for reduced noise output	-	●	●	●	●	-	-	-
SQUARE MOWING LINE For effectively cutting thick, woody grass and weeds	-	-	-	■	■	■	■	-
PENTAGONAL MOWING LINES Universal use, with high cutting performance	-	-	-	◆	◆	◆	-	-
CF3 PRO HIGH-TECH MOWING LINE Made with polyamide and reinforced with carbon fibres for flexibility, durability, and high cutting performance.	-	-	■	■	■	■	■	-

Order number	Diameter (mm)	Roll length (m)
ROUND MOWING LINE		
● 0000 930 2284	1.4	16.0
● 0000 930 2334	1.6	19.0
● 0000 930 2335	2.0	14.0
● 0000 930 2336	2.0	60.0
● 0000 930 2337	2.0	119.0
● 0000 930 2263	2.0	360.0
● 0000 930 2264	2.0	620.0
● 0000 930 2338	2.4	14.0
● 0000 930 2339	2.4	41.0
● 0000 930 2340	2.4	83.0
● 0000 930 2246	2.4	253.0
● 0000 930 2247	2.4	420.0
● 0000 930 2573	2.4	1,053.0
● 0000 930 2341	2.7	9.0
● 0000 930 2342	2.7	32.0
● 0000 930 2343	2.7	65.0
● 0000 930 2227	2.7	208.0
● 0000 930 2289	2.7	347.0
● 0000 930 2571	2.7	869.0

Order number	Diameter (mm)	Roll length (m)
ROUND MOWING LINE		
● 0000 930 2344	3.0	53.0
● 0000 930 2542	3.0	162.0
● 0000 930 2543	3.0	271.0
● 0000 930 2345	3.3	6.0
● 0000 930 2346	3.3	19.0
● 0000 930 2347	3.3	38.0
● 0000 930 2287	3.3	137.0
● 0000 930 2290	3.3	228.0
● 0000 930 2569	3.3	573.0
● 0000 930 3603	4.0	87.0 [Ⓢ]
ROUND AND QUIET MOWING LINES		
● 0000 930 2415	1.6	19.0
● 0000 930 2416	2.0	14.0
● 0000 930 2418	2.0	60.0
● 0000 930 2424	2.0	119.0
● 0000 930 2419	2.4	14.0
● 0000 930 2535	2.4	253.0
● 0000 930 2422	2.7	9.0
● 0000 930 2423	2.7	65.0
● 0000 930 2414	2.7	208.0

SETS OF PLASTIC BLADES

Eight plastic blades.



For PolyCut 2-2 and 3-2
Order number 4008 007 1000

Twelve plastic blades.



For PolyCut 6-2, 28-2 and 48-2
Order number 4002 007 1000

Twelve plastic blades.



For PolyCut 6-3, 7-3, 20-3 and 41-3
Order number 4111 007 1001

Order number	Diameter (mm)	Roll length (m)
SQUARE MOWING LINES		
■ 0000 930 2640	2.4	41.0
■ 0000 930 2641	2.4	83.0
■ 0000 930 2612	2.4	253.0
■ 0000 930 2613	2.4	420.0
■ 0000 930 2642	2.7	32.0
■ 0000 930 2643	2.7	65.0
■ 0000 930 2616	2.7	208.0
■ 0000 930 2617	2.7	347.0
■ 0000 930 2644	3.0	53.0
■ 0000 930 2619	3.0	162.0
■ 0000 930 2620	3.0	271.0
■ 0000 930 2645	3.3	38.0
■ 0000 930 2622	3.3	137.0
■ 0000 930 2623	3.3	228.0

LINE PIECES

48 line pieces per packet.



For DuroCut 5-2 and 20-2, size L, 2 mm, serrated
Order number 0000 930 3503

For DuroCut 20-2 and 40-4, size XL, 3 mm, serrated
Order number 0000 930 3504

For DuroCut 40-4, size XXL, 4 mm, serrated
Order number 0000 930 3505

Order number	Diameter (mm)	Roll length (m)
PENTAGONAL MOWING LINES		
◆ 0000 930 3340	2.4	48.0
◆ 0000 930 3341	2.4	97.0
◆ 0000 930 3343	2.7	77.0
◆ 0000 930 3303	2.7	215.0
◆ 0000 930 3344	3.0	58.0
◆ 0000 930 3305	3.0	203.0
◆ 0000 930 3306	3.0	339.0
CF3 PRO HIGH-TECH CRUCIFORM MOWING LINE		
■ 0000 930 4318	2.0	45.0
■ 0000 930 4303	2.4	70.0
■ 0000 930 4304	2.7	53.0
■ 0000 930 4305	3.0	43.0
■ 0000 930 4311	3.3	34.0



METAL CUTTING TOOLS

	Order number	Connection diameter (mm)	FS 55 R, FS 55, FS 56 RC-E, FS 70 RC-E, FS 70 C-E	FS 91, FS 111, FS 131, FSA 130, FSA 135	FSA 135 R, FS-KM	FS 94 RC-E, FS 94 C-E, FSA 90 R	FSA 90	FS 240 C-E	FS 361 C-EM, FS 411 C-EM	FS 460 C-EM K ^Δ	FS 461 C-EM, FS 461 C-EM L, FS 491 C-EM	FS 561 C-EM	FR 131 T	FR 460 TC-EM
GRASSCUT GRASS-CUTTING BLADE[Ⓞ]														
230 mm (2 B)	4001 713 3805	25.4	•	•	•	•	•	•	-	-	-	-	•	•
260 mm (2 B)	4001 713 3812	25.4	-	•	•	•	•	•	-	-	-	-	•	•
230 mm (4 B)	4001 713 3801	25.4	•	•	•	•	•	•	-	-	-	-	•	•
230 mm (4 B)	4000 713 3801	20.0	-	-	-	-	-	-	•	-	•	-	-	-
230 mm (8 T)	4001 713 3803	25.4	•	•	•	•	•	•	-	-	-	-	•	•
255 mm (8 T)	4000 713 3802	20.0	-	-	-	-	-	-	•	-	•	•	-	-
250 mm (32 T) [Ⓞ]	4001 713 3813	25.4	-	•	•	•	•	•	-	-	-	-	•	•
250 mm (32 T) [Ⓞ]	4000 713 3812	20.0	-	-	-	-	-	-	•	•	•	•	-	-
250 mm (40 T) [Ⓞ]	4001 713 3806	25.4	-	-	-	•	-	•	-	-	-	-	•	•
250 mm (40 T) [Ⓞ]	4000 713 3806	20.0	-	-	-	-	-	-	•	-	•	•	-	-
BRUSHCUT BRUSH KNIFE[Ⓞ]														
250 mm (3 B)	4112 713 4100	25.4	-	•	•	-	-	•	-	-	-	-	•	•
300 mm (3 B)	4119 713 4100	20.0	-	-	-	-	-	-	•	•	•	-	-	-
305 mm "SPECIAL" (2 B) [Ⓞ]	4000 713 4103	20.0	-	-	-	-	-	-	•	•	•	-	-	-
350 mm (3 B)	4110 713 4100	20.0	-	-	-	-	-	-	-	-	-	•	-	-
350 mm "SPECIAL" (3 B) [Ⓞ]	4000 713 4100	20.0	-	-	-	-	-	-	-	-	-	•	-	-
SHREDCUT SHREDDER BLADE^{ⓄⓄ}														
270 mm (2 B)	4000 713 3903	20.0	-	-	-	-	-	-	•	-	•	-	-	-
320 mm (2 B)	4000 713 3902	20.0	-	-	-	-	-	-	-	-	-	•	-	-
WOODCUT CIRCULAR SAW BLADE, SCRATCHER-TOOTH^{ⓄⓄ}														
200 mm (80 T)	4112 713 4201	25.4	-	-	-	-	-	•	-	-	-	-	-	-
200 mm (44 T)	4000 713 4200	20.0	-	-	-	-	-	-	•	•	•	-	-	-
225 mm (48 T)	4000 713 4205	20.0	-	-	-	-	-	-	•	•	•	•	-	-
WOODCUT CIRCULAR SAW BLADE, CHISEL-TOOTH^{ⓄⓄ}														
200 mm (22 T)	4112 713 4203	25.4	-	•	-	-	-	•	-	-	-	-	-	-
200 mm (22 T)	4119 713 4200	20.0	-	-	-	-	-	-	•	•	•	-	-	-
225 mm (24 T)	4110 713 4204	20.0	-	-	-	-	-	-	•	•	•	•	-	-
200 mm (22 Z) HP [Ⓞ]	4001 713 4203	25.4	-	•	-	-	-	•	-	-	-	-	-	-
200 mm (22 Z) HP [Ⓞ]	4000 713 4203	20.0	-	-	-	-	-	-	•	•	•	-	-	-
225 mm (22 Z) HP [Ⓞ]	4000 713 4202	20.0	-	-	-	-	-	-	•	•	•	•	-	-
250 mm (26 T)	4000 713 4204	20.0	-	-	-	-	-	-	•	-	•	•	-	-
WOODCUT CIRCULAR SAW BLADE, CARBIDE-TIPPED^{ⓄⓄ}														
225 mm (36 T)	4000 713 4211	20.0	-	-	-	-	-	-	•	•	•	•	-	-

For up to date pricing, please download the STIHL app or visit www.stihl.co.uk

• Recommended
○ Can be combined
- Not approved

B = Blades
T = Teeth

① Only approved with guard
② Low-spin
③ Very durable, long service life



PROFESSIONAL TIP

[Ⓞ] Flying stones and gravel often create problems when mowing with clearing saws on traffic islands or in public parks and green spaces. STIHL has the answer: the low-spin GrassCut 250-32 grass-cutting blade with KWF certificate reduces the safety distance from objects and vehicles to three metres. Thanks to the special tooth shape, the risk of particles flying around is reduced to a minimum. The result is greater safety, maximum working comfort and quicker results.



UPGRADE KIT GRASSCUT 250-32

[Ⓞ] For converting clearing saws that have a nylon mowing head to the GrassCut 250-32 low-spin grass-cutting blade, including all attachments and transport guard.

- Included in the kit:**
- 1 × GrassCut 250-32
 - 1 × metal tool transport guard
 - 1 × rider plate
 - 1 × thrust washer
 - 1 × collar nut

For FSA 130, FSA 135, FS 91, FS 94, FS 111, FS 131, FS 240, FR 131 T, FS-KM
Order number **4001 007 1003**



PROFESSIONAL TIP

A poorly balanced or unevenly sharpened cutting blade may significantly increase vibration, so it's important to regularly inspect the blade for damage or wear. Similarly if the blade is not mounted centrally on the thrust plate, vibration will increase dramatically so take care when swapping between line heads and metal blades. For step by step instructions on fitting cutting attachments correctly, and the necessary tools required, consult the machine's user manual.

④ Only approved with shredder guard. See next page for shredder kits.
⑤ Only approved for clearing saws with a bike handle
⑥ Only approved with guard, see page 263

Ⓞ HP = High-Performance (20% more cutting performance)
Ⓞ Explanation of quality marks on page 455
△ Model no longer available, check with STIHL Approved Dealer for stock



ACCESSORIES FOR CUTTING TOOLS

- Files and guards
- For a variety of applications and jobs

For up to date pricing, please download the STIHL app or visit www.stihl.co.uk



MILL SAW FILES

Flat files for brush knives and scratcher-tooth circular saw blades. 200 mm..

Order number **0814 212 3310**



With case for tidy storage

Order number **0814 212 3000**



FILE HANDLES

Wooden handle for all round, triangular and flat files from 4.0 to 5.5 mm.

Order number **0811 490 7860**



FH 3

Soft handle. For flat files up to 150 mm.

Order number **0000 881 4503**



TRIANGULAR SHARPENING FILE

For scratcher-tooth circular saw blades.

Order number **0811 421 8971**



FILE HOLDER WITH ROUND FILE

For chisel-tooth circular saw blades.

Order number **5605 750 4343**



SHARPENING TEMPLATES

For brush knives.

For double-bladed brush knife
Order number **4020 890 5501**

For triple-bladed brush knife
Order number **4020 890 5500**



SAW SET

For chisel-tooth circular saw blades.

Order number **4020 893 5000**



WEAR AND TEAR PROTECTION

Can be screwed onto main area of wear for a longer mowing head service life.

For DuroCut 20-2
Order number **4005 007 1002**



For PolyCut 28-2 and 48-2 (already fitted to 48-2)
Order number **4003 007 1001**



① Conversion only possible in connection with 4128 717 2704 guard ring
② Only approved for clearing saws with a bike handle

Order number

Max. cutting circle diameter (line/metal) (mm)

FS 55, FS 56, FS 70

FS 91, FS 111, FS 131, FS 240, FSA 130, FSA 135, FR 460, FS-KM

FS 94

FS 360, FS 410, FS 460, FS 490^②

FS 460 K

FS 361, FS 411, FS 461, FS 491

FS 560 C-EM

FS 561 C-EM

FSA 90


UNIVERSAL GUARDS FOR LINE MOWING HEADS AND METAL TOOLS

	4180 007 1028	420/260	-	•	•	-	-	-	-	-	-
	4119 007 1027	420/305	-	-	•	-	-	-	-	-	-


GUARDS FOR METAL TOOLS

	4863 710 8100	-/260	-	-	-	-	-	-	-	-	•
	4144 710 8116	-/230	•	-	-	-	-	-	-	-	-
	4147 710 8101	-/305	-	-	-	•	-	-	-	-	-
	4147 710 8115	-/305	-	-	-	-	-	•	-	-	-
	4148 710 8101	-/350	-	-	-	-	-	-	•	-	-
	4147 007 1017^①	-/305	-	-	-	-	-	•	-	-	-
	4148 710 8105	-/350	-	-	-	-	-	-	-	•	-

GUARDS FOR LINE MOWING HEADS AND POLY-CUT

	4144 710 8117	420/-	•	-	-	-	-	-	-	-	-
	4147 710 8108	480/-	-	-	-	•	-	-	•	-	-
	4863 710 8120	380/-	-	-	-	-	-	-	-	-	•
	4180 007 1030	420/-	-	•	•	-	-	-	-	-	-
	4147 710 8112	520/-	-	-	-	-	-	•	-	-	-
	4148 710 8104	560/-	-	-	-	-	-	-	-	•	-

SHREDDER STARTER PACK (SHREDDER BLADE, SHREDDER GUARD AND FASTENING COMPONENTS)

	4147 007 1011	-/270	-	-	-	•	-	•	-	-	-
	4147 007 1023	-/270	-	-	-	-	-	•	-	-	-
	4148 007 1012	-/320	-	-	-	-	-	-	•	•	-

GUARDS FOR CIRCULAR SAW BLADES (STOP AND GUARD FOR CIRCULAR SAW BLADES)^②

	4180 710 8202	-/200	-	•	-	-	-	-	-	-	-
	4147 710 8200^③	-/200	-	-	-	•	-	-	-	-	-
	4147 710 8201^③	-/225	-	-	-	•	-	-	-	-	-
	4147 710 8210	-/200	-	-	-	-	•	-	-	-	-
	4147 710 8211	-/225	-	-	-	-	•	-	-	-	-
	4148 710 8201	-/225	-	-	-	-	-	-	•	-	-
	4148 710 8202	-/225	-	-	-	-	-	•	-	-	-
	4148 710 8203	-/250	-	-	-	-	-	•	-	•	-

① Conversion only possible in connection with 4128 717 2704 guard ring
② Only approved for clearing saws with a bike handle
③ Conversion only possible in connection with 4147 717 2701 guard ring, included in scope of delivery

④ Explanation of quality marks on page 455
⑤ FS 360, FS 410, FS 460 C-EM require thrust washer 4128 713 1600 and nut 4119 642 7600





2023 PRICING

For up to date pricing, download the STIHL app from Google Play or the App Store or visit www.stihl.co.uk



**THE KEY TO A SUCCESSFUL
GARDEN IS IN THE GROUNDWORK.**



TILLERS IN DETAIL



TECHNOLOGY

- 01 BLADES**
The blades have a specially designed shape and turn the soil over extremely efficiently with an optimised burrowing action.
- 02 CENTRAL HANDLEBAR ADJUSTMENT**
Lateral adjustment lets you steer the tiller from the side.
- 03 180° SWIVELLING BRAKE SPUR**
The captive brake spur can be used to set the blade entry depth and the speed of propulsion. The 180° swivelling brake spur makes it easier to work in tight passages and bends, is easily accessible for quick adjustments, and can be set to 3 different heights for maximum control.

CONVENIENCE

- 04 ANTI-VIBRATION SYSTEM**
The anti-vibration system is integrated in the handlebar mount. It reduces the vibrations at the handlebar, reducing the effort required when operating the machine for an extended period.
- 05 SIMPLE THROTTLE CONTROL**
All tillers can be steered by both handles. The throttle is within reach of the handles so that the speed controller on the handlebar can be operated with your thumb while steering. This permits precise control of power when tilling.
- 06 CLEANING POSITION**
In the cleaning position, the tiller's blades are easy to clean, assemble and disassemble.

Please note that not all products include the features presented here. Only the most important features are described on this page. For further explanations and information, see from page 448 or online at stihl.co.uk.

TILLERS AND ACCESSORIES

- For use in agriculture, landscaping and garden centres
- For digging over soils and beds with little physical effort
- Very comfortable to operate
- Powerful and low vibration

£ For up to date pricing, please download the STIHL app or visit www.stihl.co.uk



MH 445

139 cm³ • 2.3 kW / 3.1 hp • 36.0 kg[Ⓞ]

Compact tiller with high manoeuvrability, suitable for working in confined areas. Powerful STIHL EVC 200 engine. Excellent operating comfort for tilling with minimal effort. With one forward gear. Low vibration thanks to integrated anti-vibration system.

Order number **6241 011 3905**



MH 445 R

139 cm³ • 2.3 kW / 3.1 hp • 37.0 kg[Ⓞ]

Compact tiller with high manoeuvrability, suitable for working in confined areas. Powerful STIHL EVC 200 engine. Excellent operating comfort for tilling with minimal effort. With one forward and one reverse gear. Low vibration thanks to integrated anti-vibration system.

Order number **6241 011 3914**



MORE FUELS AND LUBRICANTS

SEE FROM PAGE 352

R = Reverse gear
Ⓞ Net weight excluding fuels and lubricants





MH 585

149 cm³ • 2.3 kW / 3.2 hp • 44.0 kg[Ⓞ]

High performance tiller with a wide working width for faster working in larger allotments and gardens. Excellent operating comfort and stability for tilling with minimal effort. Powerful Kohler XT675 series OHV SC engine. Low vibration thanks to integrated anti-vibration system. Forward and reverse gear.

Order number **6241 011 3928**

AMR 031 SET OF IRON WHEELS

Very robust iron wheels for easier and more efficient processing of heavy soils.



For MH 585
Order number **6906 710 0917**

RIDGER

For cutting furrows for growing vegetables.



AHK 701 adjustable for MH 585
Order number **6906 710 1132**

AHK 702 fixed for MH 585
Order number **6906 710 1137**

AHV 600 HOE EXTENSION AND IMPACT PROTECTORS

Pick tine transport adapter for attaching rotating blades to the tiller when transporting with pneumatic tyres. Pneumatic tyres not included in scope of delivery.



For MH 445 and MH 445 R
Order number **6906 710 0311**

AZG 030 WEIGHT KIT

For more effective and lower-effort processing of heavy soils. Delivery includes: 2 x 9.0 kg.



For MH 585
Order number **6906 820 0111**

AGS 100 PROTECTIVE CAGE

Protective cage for safely housing the gear housing.



For MH 445, MH 445 R and MH 585
Order number **6906 820 1305**

MOTO4PLUS

Power tool petrol developed specifically for STIHL small 4-stroke engines. User-friendly and engine-friendly thanks to fewer emissions (free from ethanol; almost no olefins and aromatic compounds). Can be kept in storage for up to five years. Reliable top performance - STIHL small 4-stroke engines and STIHL Moto4Plus are made for each other; all conceivable applications have been rigorously tested.




11	Order number	7009 319 0003	NEW 20 l	Order number	7009 874 0105
51	Order number	7009 319 0002			

TILLERS	Order number	Working width (cm / inches)	Tilling set (∅ in cm)	Drive	Tank volume (l)	Engine type	Displacement (cm ³)	Rated output (kW / hp)	Working speed (rpm)	Weight [Ⓞ] (kg)	Guaranteed sound power level (dB(A))	Measured sound pressure level (dB(A))	Uncertainty factor Sound pressure level K_{pA} (dB(A))	Vibration level (m/s ²)	Vibration level uncertainty [Ⓞ] (m/s ²)	Anti-vibration system	Central handlebar adjustment	Cleaning position	Worm gear
MH 445	6241 011 3905	45	30	1V	0.9	STIHL EVC 200	139	2.3 / 3.1	3,100	36.0	93	80	2	5.5	2.2	•	•	•	•
MH 445 R	6241 011 3914	45	30	1V + 1R	0.9	STIHL EVC 200	139	2.3 / 3.1	3,100	37.0	93	80	2	5.5	2.2	•	•	•	•
MH 585	6241 011 3928	85	32	1V + 1R	1.4	Kohler HD 675 OHV SC	149	2.3 / 3.2	3,000	44.0	93	79	2	5	2.5	•	•	•	•

• As standard OHV = Overhead valves R = Reverse gear V = Forward gear Ⓞ Net weight excluding fuels and lubricants Ⓞ K_{pA} /K uncertainty factors in accordance with Dir. 2006/42/ECRS

£ For up to date pricing, please download the STIHL app or visit www.stihl.co.uk



GROUND BREAKING PROFESSIONAL PERFORMANCE.

Earth auger, accessories and parts

273



2023 PRICING

For up to date pricing, download the STIHL app from Google Play or the App Store or visit www.stihl.co.uk



EARTH AUGER IN DETAIL



TECHNOLOGY

01 STIHL 4-MIX® ENGINE

Combines the advantages of a 2-stroke and 4-stroke engine. Lower fuel consumption, lower emissions, no need for oil servicing, less obtrusive noise. Excellent engine power and high torque.

CONVENIENCE

02 STIHL ANTI-VIBRATION SYSTEM

Ensures reduced vibration for particularly effortless work.

03 MULTI-FUNCTION HANDLE

All the engine control functions are integrated into the left handle. The machine can be controlled at the push of a button.

03 EASY TO OPERATE

04 PRECISE GUIDANCE

05 INCREASED SAFETY

04 LARGE-AREA SUPPORT CUSHION

Positioned next to your body or leg during tool use, for a high degree of comfort and precise earth auger guidance.

SAFETY

05 QUICKSTOP DRILL BRAKE

The QuickStop drill brake with release lever stops the power flow if the drill jams. The brake system makes it easy for jammed drill bits to be removed from the ground.

Please note that not all products include the features presented here. Only the most important features are described on this page. For further explanations and information, see from page 448 or online at stihl.co.uk.

EARTH AUGER, ACCESSORIES AND PARTS

- Mobile and robust powerhouse for professionals
- For drilling holes in the ground, planting, building or taking soil samples
- Especially suitable for large areas that are hard to access
- Drills, shaft extensions, support cushions and drill chucks

£ For up to date pricing, please download the STIHL app or visit www.stihl.co.uk



BT 131

36.3 cm³ • 1.4 kW / 1.9 hp • 10.0 kg^①

Powerful earth auger with QuickStop drill brake, STIHL 4-MIX® engine, STIHL anti-vibration system, multi-function handle, long-life air filter system, large support cushion. Drilling tool not included in delivery.

Order number **4313 011 2120**



PATENT EP 2031043^②

MOTOMIX FUEL MIXTURE



Ready-mixed fuel (1:50) for all STIHL 2-stroke engines. For a full description, see page 355.

1 l

Order number **7009 874 0103**

5 l

Order number **7009 874 0100**

20 l NEW

Order number **7009 874 0104**

55 l

Order number **7009 871 0347**

200 l

Order number **7009 871 0348**



MORE FUELS AND LUBRICANTS


SEE FROM PAGE 352

^① Weight excluding fuel and drill bit

^② Explanation of quality marks on page 459

^③ Patented in several European countries





SERVICE KIT 31

STIHL's earth auger service kit contains everything needed to carry a routine service on the engine of a STIHL earth auger. Keeping on top of the maintenance of your tools helps it to maintain optimum performance and the reliability expected of the tool. There is a QR code on the box which can be scanned with a smartphone camera app to take you to how to video's on changing each component.

Service kit comes with the following:

- 1 × Air filter
- 1 × Spark plug
- 1 × Fuel filter

For BT 131 (Also suitable for FR 131, FS 131, FS 311, HT 130, HT 131, HT 133 and KM 131)
Order number 4180 007 4103

For up to date pricing, please download the STIHL app or visit www.stihl.co.uk

ACCESSORIES FOR EARTH AUGER

	Order number	Diameter (mm)	Length (mm)	Suitable for earth augers	Use
EARTH AUGER BIT					
	4404 680 2004	40	695	BT 131	For all ground types.
	4404 680 2006	60			
	4404 680 2009	90			
	4404 680 2012	120			
	4404 680 2015	150			
	4404 680 2020	200			
	4404 680 2030	300			
EARTH AUGER BIT					
	4400 000 4209	90	700	BT 360	For all ground types.
	4400 000 4212	120			
	4400 000 4215	150			
	4400 000 4220	200			
	4400 000 4225	250			
	4400 000 4228	280			
4400 000 4235	350				
PLANT SPIRAL EARTH AUGER BIT					
	4311 680 2515	150	525	BT 131	Special auger bit for drilling bore holes for plants, cylindrical shape.
	4445 000 4235	350	420	BT 360	

Only while stocks last!

Order number

Diameter (mm)

Length (mm)

Suitable for earth augers

Use

ACCESSORIES FOR EARTH AUGER

SOIL LOOSENER EARTH AUGER BIT



4404 680 1900

260

660

BT 131

Special auger bit for loosening soil and planting.

SHAFT EXTENSIONS



4313 680 2300

-

250

BT 131

4311 680 2350

-

450

4470 000 4205

-

500

BT 360

For extending the earth auger bit in deep bore holes.

4470 000 4210

-

1.000

SUPPORT CUSHION



4313 748 2501

-

-

BT 131

As a replacement for the existing support cushion.

DRILL CHUCK



4311 680 4010

-

-

BT 131

For twist drills up to Ø 13 mm. For use with drills with cylindrical connectors.

Order number

Displacement (cm³)

Power output (kW / hp)

Weight[Ⓞ] (kg)

Sound pressure level[Ⓞ] (dB(A))

Sound power level[Ⓞ] (dB(A))

Vibration level left / right[Ⓞ] (m/s²)

STIHL engine (2-MIX / 4-MIX[Ⓞ])

Spindle speed (rpm)

Automatic decompression valve

Air filter with long service life

QuickStop drill brake

Start lock / reverse rotation lock

EARTH AUGER[Ⓞ]

BT 131 [Ⓞ]	4313 011 2120	36.3	1.4 / 1.9	10.0	92	100	1.7 / 2.0	4-MIX [Ⓞ]	200	•	•	•	•
---------------------	---------------	------	-----------	------	----	-----	-----------	--------------------	-----	---	---	---	---

• As standard

Ⓞ Weight excluding fuel and drill bit

Ⓞ K-factor according to Dir. 2006 / 42 / EC = 2,0 dB(A)

Ⓞ K-factor according to Dir. 2006 / 42 / EC = 2 m/s²

Ⓞ Drilling tool not included in delivery

Ⓞ With large support cushion



PRECISION TREATMENT OF CROPS AND PLANTS.

Mistblower and accessories

279

Sprayers and accessories

282



2023 PRICING

For up to date pricing, download the STIHL app from Google Play or the App Store or visit www.stihl.co.uk



MISTBLOWER IN DETAIL



TECHNOLOGY

- 01 STIHL 2-MIX ENGINE**
The STIHL 2-MIX engine is not only very powerful and reliable, but it also reduces exhaust pollution as well as consumption, and therefore operating costs.
- 02 2-IN-1 CONVERSION MECHANISM**
The SR 450 can be switched easily from spraying to dusting at the turn of a handle - there's no need for a conversion kit.

CONVENIENCE

- 03 TANK WITH LARGE FILLER OPENING**
Due to the large filler opening, the container can be filled quickly and cleanly. The inside of the container is easily accessible, making it simple to clean.
- 04 METERING SYSTEM WITH EASY METERING LEVER**
The large metering lever on the SR 450 for dusting or spraying granules is just below the control handle. In just a few seconds, you can switch the flow of powder on and off and set the exact amount in precise stages.
- 05 ONE-HAND MULTI-FUNCTION HANDLE**
The engine controls and the valve for the sprayer element are on the control handle. In addition to the engine controls, you can switch the sprayer element on and off quickly and effortlessly with one hand.

Please note that not all products include the features presented here. Only the most important features are described on this page. For further explanations and information, see from page 448 or online at stihl.co.uk.

MISTBLOWER AND ACCESSORIES

- For use in farms, orchards and vineyards
- For spreading liquids, granules and seeds
- Ergonomic and less tiring
- Perfect for use on tall-growing plants

£ For up to date pricing, please download the STIHL app or visit www.stihl.co.uk



SR 450

63.3 cm³ • 14.0 l • 12.8 kg[ⓐ]

Powerful mistblower for high horizontal range. With simple starting technology, comfortable shoulder straps and single-hand controls. Fitted with a 2-in-1 conversion mechanism for dusting and spraying granules. Easy and precise dust metering.

Order number **4244 011 2641**



PATENT
EP 2031043[ⓑ]

MOTOMIX FUEL MIXTURE



Ready-mixed fuel (1:50) for all STIHL 2-stroke engines. For a full description, see page 355.

1 l	Order number 7009 874 0103
5 l	Order number 7009 874 0100
20 l NEW	Order number 7009 874 0104
55 l	Order number 7009 871 0347
200 l	Order number 7009 871 0348

£ For up to date pricing, please download the STIHL app or visit www.stihl.co.uk

ⓐ Weight excluding fuel, fully assembled
ⓑ Explanation of quality marks on page 459
ⓒ Patented in several European countries



SERVICE KIT 38

STIHL's service kits contain everything needed to carry a routine service on the engine of a STIHL blower, vacuum shredder or mistblower. Keeping on top of the maintenance of your tools helps it to maintain optimum performance and the reliability expected of the tool. There is a QR code on the box which can be scanned with a smartphone camera app to take you to how to video's on how to change each component.

Service kit comes with the following:

- 1 × Air filter
- 1 × Spark plug
- 1 × Fuel filter

For SR 430, SR 450 (Also suitable for BR 350, BR 430, BR 450)
Order number **4244 007 4100**



PRESSURE PUMP ATTACHMENT SET

Increases the application rate while spraying upwards. Ideal for efficiently spraying medium to tall trees. Mixes the liquid in the tank.



For SR 450
Order number **4244 007 1004**

ULV NOZZLE SET

For spreading small amounts of liquid.



For SR 450
Order number **4244 007 1022**

HIP BELT

Distributes the weight across the hips and shoulders and therefore ensures heightened user-comfort.



For SR 450
Order number **4203 710 9102**

EXTENSION TUBE

Extends the spraying tube by 33 cm. Pressure pump is also recommended with this accessory.



For SR 450
Order number **4244 770 0300**

Order number	Displacement (cm ³)	Container capacity (l)	Weight [ⓐ] (kg)	Sound pressure level [ⓑ] (dB(A))	Sound power level [ⓑ] (dB(A))	Vibration level [Ⓒ] (m/s ²)	STIHL engine (2-MIX/4-MIX [®])	Max. air throughput [ⓑ] (m ³ /h)	Max. horizontal range (m)	STIHL anti-vibration system	STIHL ElastoStart	Long-life air filter system	Dusting function	Multi-function handle
MISTBLOWER[®]														
SR 450	4244 011 2641	63.3	14.0	12.8	101	110	1.9	2-MIX	1,300	14.5	•	•	•	•



PROFESSIONAL TIP

Vertical crops such as high vegetables, grape vines, shrubs and trees are treated using a mistblower. The petrol engine turns the blower wheel and generates a flow of air that blows the leaves around. The liquid is dispensed in the air flow. In this way, the agent also affixes itself to the undersides of the leaves.

• As standard
 ⓐ Weight excluding fuel, fully assembled
 ⓑ K-factor according to Dir. 2006/42/EC = 2,0 dB(A)
 ⓒ K-factor according to Dir. 2006/42/EC = 2 m/s²
 ⓓ Without blowing system
 ⓔ All local regulations must be followed when using mistblowers

£ For up to date pricing, please download the STIHL app or visit www.stihl.co.uk



SPRAYERS AND ACCESSORIES

- For use around the house and garden and for mid-sized crops
- Cordless sprayer for use in horticulture and landscaping, as well as in orchards, viticulture and vegetable growing
- For treating individual plants and precisely distributing liquid pesticides and fertilisers
- Perfect for use in fields and wide spaces

For up to date pricing, please download the STIHL app or visit www.stihl.co.uk



SG 11

1.5 l • 0.46 kg^①

Ergonomic easy to use hand sprayer for distributing liquid pesticides. Smooth-running and efficient pump. With hollow cone nozzle as standard.

Order number 4255 019 4910



SG 11 PLUS

1.5 l • 1.2 kg^①

Ergonomic, easy to use hand sprayer with adjustable nozzle for distributing cleaning agents and solvents. 1.5 l filling volume, 3 bar maximum pressure, EPDM seals for cleaning agents and solvents from pH range 7 - 14.

Order number 4255 019 4910



SG 31

5.0 l • 1.8 kg^①

Manual sprayer for domestic use. Simple to operate due to large filler opening, shut off valve and telescopic tube. With hollow cone and fan jet nozzle as standard.

Order number 4255 019 4930

For up to date pricing, please download the STIHL app or visit www.stihl.co.uk



SG 51

12.0 l • 4.5 kg^①

Backpack sprayer for occasional and professional users. Increased user comfort with option to mount pump lever on either side, as well as width and length adjustment. Robust design for long service life, even when used professionally. Height approx. 50 cm / 20", width approx. 50 cm / 20", depth approx. 22 cm.

Order number 4255 019 4950



SG 71

18.0 l • 4.8 kg^①

Backpack sprayer for professional users. Increased user comfort with option to mount pump lever on either side, as well as width and length adjustment. High-quality straps and moulded back panel make it very comfortable to wear. Ergonomic shut-off valve with pressure gauge. Height approx. 55 cm / 21.7", width approx. 50 cm / 20", depth approx. 22 cm / 8.7".

Order number 4255 019 4970



PROFESSIONAL TIP

The SGA 85 sprayer is ideal for treating field crops such as young plants and seedlings, vegetables and ornamental plants, low shrubs and small trees. It enables precise distribution of the liquid and ensures that neighbouring plants are not affected.



① Weight when empty
② Weight excluding battery and content
③ Explanation of symbols on page 448



APIII
SYSTEM
AP 200

SGA 85

36 V • 17.0 l • 6.2 kg^②

Comfortable cordless sprayer for use with disinfectants, herbicides, pesticides, fungicides and fertilisers in horticulture, agriculture, as well as in orchards and vegetable cultivation. Particularly effective thanks to a powerful membrane pump with 6 bar of operating pressure. Adjustable nozzle from hollow-cone to full jet, infinitely variable pressure adjustment by means of a rotary control during operation, large filler opening to make it easy to fill the tank, bracket for safe lance storage during work breaks. Ergonomic carrying system with adjustable chest strap for very comfortable work. Additional hip belt as well as various nozzles are available as accessories for a range of uses and applications. **Working time with recommended AP 200 battery is up to 1,000 minutes.**

SGA 85 excluding battery and charger
Order number 4854 011 7000

Recommended set
SGA 85 with AP 200 and AL 301



HIP BELT WITH HOLSTER

Makes it easier to carry the SGA 85 cordless sprayer when full. The lance of the SGA 85 can be secured in the holster of the hip belt.

Order number 4854 710 9100









SUITABLE BATTERIES AND OTHER ACCESSORIES

SEE FROM PAGE 16






















	Order number	Rated voltage (V)	Container capacity (l)	Weight (kg)	Sound pressure level [ⓐ] (dB(A))	Sound power level [ⓐ] (dB(A))	Vibration level right [ⓐ] (m/s ²)	STIHL cordless power system	Pressure gauge
MANUAL SPRAYERS[ⓐ]									
SG 11	4255 019 4910	-	1.5	0.46 [ⓐ]	-	-	-	-	-
SG 11 PLUS	4255 019 4912	-	1.5	0.46 [ⓐ]	-	-	-	-	-
SG 31	4255 019 4930	-	5.0	1.8 [ⓐ]	-	-	-	-	-
SG 51	4255 019 4950	-	12.0	4.5 [ⓐ]	-	-	-	-	•
SG 71	4255 019 4970	-	18.0	4.8 [ⓐ]	-	-	-	-	•
CORDLESS SPRAYER[ⓐ]									
SGA 85	4854 011 7000	36	17.0	6.2 [ⓐ]	66.0	77.0	0.9	AP System	•



	Order number	Suitable for sprayers	Spraying angle / spray pattern [ⓐ]	Material	Optimal spraying pressure (bars)	Use
ACCESSORIES FOR SPRAYERS						
EXTENSION TUBE 	4255 500 0301	SG 11, SGA 85 (length 20 cm / 8")	 110°	Plastic	-	Fitted with a fan jet nozzle for treating plants that are difficult to get to, like thorny bushes and roses.
EXTENSION TUBE 	4255 500 0303	SG 31, SG 51, SG 71, SGA 85 (length 50 cm / 20")	-	Brass	-	For exact treatment at greater distances, for example of trees and shrubs.
TELESCOPIC TUBES 	4255 500 0900	SG 51, SG 71, SGA 85 (length 52 - 90 cm)	-	Plastic	-	Can be continuously extended to increase the spray range to up to 90 cm.
	4255 500 2101	SG 31, SG 51, SG 71, SGA 85 (length 159 - 300 cm)	-	Brass	-	Can be continuously extended to increase the spray range to up to 300 cm.
SPRAY GUARD 	4255 500 5800	SG 31, SG 51, SG 71, SGA 85	 80°	Plastic	-	Minimises the wind contact area and therefore reduces spray drift. Prevents the spray from coming into contact with nearby plants.

• As standard
 ⓐ Weight when empty
 ⓑ Weight excluding battery and content
 ⓓ K-factor according to Dir. 2006 / 42 / EC = 2,0 dB(A)
 ⓔ K-factor according to Dir. 2006 / 42 / EC = 2,0 m/s²

ⓖ All local regulations must be followed when using sprayers
 ⓗ More information is available in the glossary on page 452

	Order number	Suitable for sprayers	Spraying angle / spray pattern [ⓐ]	Material	Optimal spraying pressure (bars)	Use
ACCESSORIES FOR SPRAYERS						
DUAL NOZZLE 	4255 500 8500	SG 31, SG 51, SG 71, SGA 85	 85°	Plastic	2.0	Ideal for treating large surfaces or two flower beds at the same time, nozzle direction can be individually adjusted.
PRESSURE VALVES 	4255 500 7403	SG 31, SG 51, SG 71 (colour yellow)	-	Plastic	1.0	Keeps the pressure constant (depending on version) with a deviation 0 +/- 10%. The constant pressure reduces fluctuations in the application rate, making your work more effective.
	4255 500 7405	SG 31, SG 51, SG 71 (colour blue)	-	Plastic	2.0	
NOZZLE SET 	4255 007 1000	SG 11, SG 31, SG 51, SG 71, SGA 85	 85°	Plastic	-	Includes two fan jet nozzles for treating large areas and two hollow cone nozzles for spraying individual plants. (A nozzle holder is required for mounting onto SG 51, SG 71 and SGA 85.)
WIDE BRASS SPRAY BARS 	4255 500 9702	SG 51, SG 71, SGA 85 (length 100 cm)	 80°	Brass	2.0	Wide spray bars with three fan jet nozzles for spreading pesticides over large areas. Get your work done more quickly with a larger working width.
FAN JET NOZZLE 80-04 	4255 502 1700	SG 31, SG 51, SG 71, SGA 85	 80°	Brass	2.0	Fan jet nozzle with large calibre for application across a large area. Highly suitable for coarse-droplet weed killing. (A nozzle holder is required for mounting onto SG 51, SG 71 and SGA 85.)
FINE FILTER 100 M FOR SHUT-OFF VALVE 	4255 502 0701	SG 31, SG 51, SG 71, SGA 85	-	Plastic	-	Fine filter for the shut-off valve. Low throughput prevents blocking of nozzles.
ADJUSTABLE NOZZLE 	4255 700 6302	SG 31, SG 51, SG 71, SGA 85	 0-90°	Brass	2.0	With the adjustable brass nozzle, the spray pattern can be adjusted from hollow cone to full jet. For an optimal spray result even under varying conditions or in different applications.
HOLLOW CONE NOZZLE 65-0025 	4255 502 1701	SG 31, SG 51, SG 71, SGA 85	 75°	Brass	2.0	Fan jet nozzle with small calibre and low throughput for very fine and targeted spray distribution. (A nozzle holder is required for mounting onto SG 51, SG 71 and SGA 85.)
HOLLOW CONE NOZZLE 2.5 mm 	4255 700 6303	SG 31, SG 51, SG 71, SGA 85	 65°	Brass	2.0	Special nozzle with large calibre for high throughput amounts.
FULL CONE NOZZLE 	4255 700 6304	SG 31, SG 51, SG 71, SGA 85	 60°	Brass	2.0	Full cone nozzle with low throughput. Ideal for exact metering for animal repellent or herbicides. (A nozzle holder is required for mounting onto SG 51, SG 71 and SGA 85.)
NOZZLE HOLDER 	4255 500 2800	SG 51, SG 71, SGA 85	-	Plastic	-	Necessary for mounting the fan jet nozzle onto the equipment.





CLEANING AND CLEARING



BLOWERS



VACUUM SHREDDERS



SWEEPING MACHINE



PRESSURE WASHERS



WET AND DRY
VACUUM CLEANERS



GARDEN SHREDDERS

CLEANING SYSTEMS FOR ALL JOBS

Petrol blowers	291	Pressure washers	311
Cordless blowers	294	Accessories for pressure washers	315
Electric blower	298	Cleaning agents for pressure washers	318
Accessories and parts for blowers	299	Wet and dry vacuum cleaners	323
Vacuum shredders, accessories and parts	304	Accessories for wet and dry vacuum cleaners	324
Sweeping machine	309		



2023 PRICING

For up to date pricing, download the STIHL app from Google Play or the App Store or visit www.stihl.co.uk



BLOWERS IN DETAIL



TECHNOLOGY

- 01 STIHL ELASTOSTART**
A special dampener in the starter grip reduces jerking forces during starting. Muscles and joints are protected by smooth start-up.
- 02 HD2 FILTER**
This air filter keeps even the finest dust away from the engine which means a longer service life.
- 03 MUFFLER**
The muffler in the blower tube reduces noise levels even if you're running at full power.

CONVENIENCE

- 04 STIHL ANTI-VIBRATION SYSTEM**
Our anti-vibration system reduces handle vibrations, so you'll find the tool less tiring and more comfortable to use.
- 05 LOCKING THROTTLE LEVER WITH STOP BUTTON**
You can lock the throttle on "full". A single flick of the thumb can then shut off the engine. You can restart again straightaway.

Please note that not all products include the features presented here. Only the most important features are described on this page. For further explanations and information, see from page 448 or online at stihl.co.uk.

PETROL BLOWERS

- For use in residential areas by building maintenance services, landscape gardening companies, public authorities
- Hand-held and backpack versions
- Powerful and efficient
- Great user comfort



BG 56

27.2 cm³ · 4.1 kg[Ⓞ]

Quickly clears leaves and grass cuttings around the home and garden. Round nozzle, STIHL 2-MIX engine.

Order number **4241 011 1750**

QUIET VERSION



BG 66

27.2 cm³ · 4.5 kg[Ⓞ]

Low noise with high blowing power, ideal for use in noise sensitive areas. Round nozzle, STIHL 2-MIX engine, stop button.

Order number **4241 011 1747**



BG 86

27.2 cm³ · 4.4 kg[Ⓞ]

Suitable for clearing large areas of leaves and grass, suitable for use in very dusty areas, thanks to the HD2 filter. Round nozzle, flat nozzle, STIHL anti-vibration system, STIHL 2-MIX engine, locking throttle lever with stop button.

Order number **4241 011 1753**

VACUUM ATTACHMENT



For converting the blower into a vacuum.

For **BG 56 and BG 86**
Order number **4241 700 2200**

£ For up to date pricing, please download the STIHL app or visit www.stihl.co.uk

C = Comfort version
E = STIHL ErgoStart

Ⓞ Weight excluding fuel, fully assembled



**BR 200**27.2 cm³ • 5.7 kg[Ⓞ]

Compact and very light backpack blower. STIHL anti-vibration system, STIHL 2-MIX engine, simple starting technology, locking throttle lever with stop button, carry handle.

Order number 4241 011 1605



START THE TOOL AT THE PUSH OF A BUTTON

BR 450 C-EF63.3 cm³ • 11.5 kg[Ⓞ]

Very powerful blower with STIHL ElectroStart for convenient stopping and restarting of the blower via the control handle. Additional pull starter with STIHL ErgoStart for starting at temperatures below 0° C. Soft handle, STIHL anti-vibration system, wide shoulder straps, 2-MIX engine, locking throttle lever with stop button, tool-free blower tube length adjustment and handle position adjustment.

Order number 4244 011 1632

STIHL ELECTROSTART

STIHL ERGOSTART

**BR 350**63.3 cm³ • 10.1 kg[Ⓞ]

Ideal for clearing small and less dense debris for a variety of maintenance jobs. STIHL anti-vibration system, STIHL 2-MIX engine, simple starting technology, locking throttle lever with stop, carry handle.

Order number 4244 011 1600



QUIET VERSION

BR 50064.8 cm³ • 10.1 kg[Ⓞ]

This quiet blower is fitted with a STIHL 4-MIX[®] engine and integrated muffler to significantly reduce the noise levels. This means it is particularly well suited for large-scale jobs in noise-sensitive areas. Rubberised 2-component handle, STIHL anti-vibration system, wide, ergonomically shaped shoulder straps, locking throttle lever with stop button, carry handle.

Order number 4282 011 1628

STIHL 4-MIX[®]**BR 430**63.3 cm³ • 10.2 kg[Ⓞ]

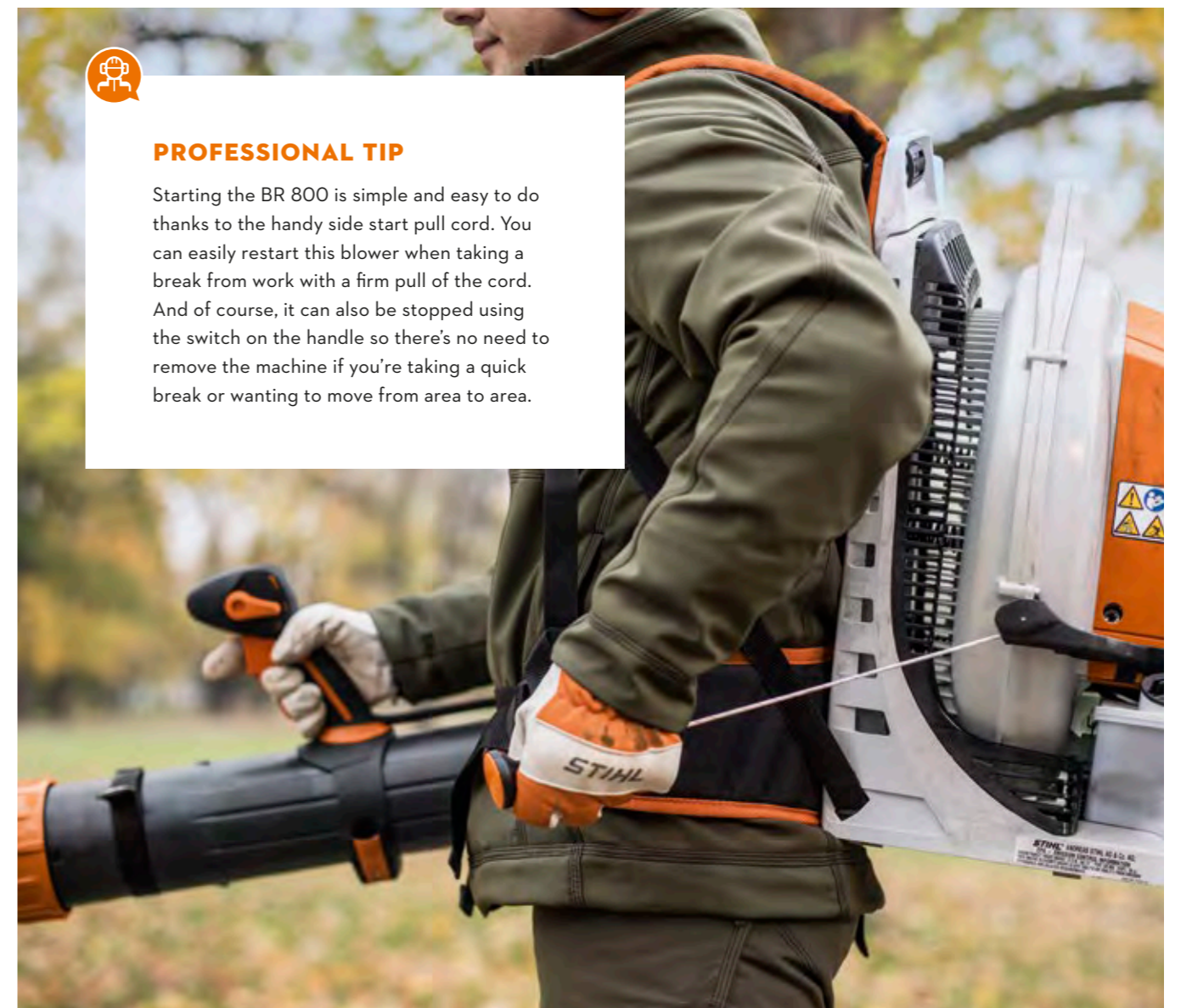
High-performance blower for effortless removal of grass clippings, hedge cuttings, leaves and debris from large areas. Rubberised 2-component handle, STIHL anti-vibration system, wide shoulder straps, STIHL ElastoStart, STIHL 2-MIX engine, simple starting logic, locking throttle lever with stop button, carry handle.

Order number 4244 011 1620

**BR 600**64.8 cm³ • 10.2 kg[Ⓞ]

High-performance blower with exceptional power. Rubberised 2-component handle, STIHL anti-vibration system, STIHL 4-MIX[®] engine, wide, ergonomically shaped shoulder straps, hip belt, locking throttle lever with stop button, carry handle. The optional bike handle is recommended when working with curved nozzles for long periods.

Order number 4282 011 1629

STIHL 4-MIX[®]**PROFESSIONAL TIP**

Starting the BR 800 is simple and easy to do thanks to the handy side start pull cord. You can easily restart this blower when taking a break from work with a firm pull of the cord. And of course, it can also be stopped using the switch on the handle so there's no need to remove the machine if you're taking a quick break or wanting to move from area to area.

**BR 700**64.8 cm³ • 10.8 kg[Ⓞ]

Very high-performance blower with outstanding blowing power. Tool-free adjustment of the handle position and adjustment of the blower tube length. Soft handle. STIHL anti-vibration system, STIHL 4-MIX[®] engine. Ergonomically shaped, wide shoulder straps, hip belt, locking throttle lever with stop button, carry handle. The optional bike handle is recommended when working with curved nozzles for long periods.

Order number 4282 011 1637

STIHL 4-MIX[®]**BR 800 C-E**79.9 cm³ • 11.7 kg[Ⓞ]

STIHL's most powerful blower: practical side start for convenient restart while wearing on the back. Tool-free adjustment of the handle position and infinitely variable adjustment of the blower tube. Soft handle, STIHL anti-vibration system, ergonomically shaped wide shoulder straps, hip belt, chest belt, STIHL 4-MIX[®] engine, simple start logic, infinitely variable locking throttle lever with stop button, carry handle.

Order number 4283 011 1603

STIHL 4-MIX[®]

STIHL ERGOSTART

CORDLESS BLOWERS

- Blowers for domestic and professional use
- Ideal for cleaning in noise-sensitive residential areas and around hospitals or schools, etc.
- The quietest blowers in our range
- Cordless and emissions-free

NEW BGA 60

OUR MOST POWERFUL AK SYSTEM BLOWER



36 V • 2.3 kg^①



Powerful cordless blower for domestic users with medium sized or large gardens. In boost mode, the BGA 60 has 60% more blowing power compared to the BGA 57. Features a powerful EC engine, adjustable blowing force, round nozzle, easily length adjustable blower tube and metal ring to protect the blowing nozzle. Working time with recommended AK 30 battery is up to 16 minutes.

BGA 60 excluding battery and charger
Order number **BA04 011 5900**

Set BGA 60 with AK 30 and AL 101
Order number **BA04 011 5943**

BGA 60 with 2 × AK 30 and AL 101
Order number **BA04 200 0000**



VARIABLE BLOWING FORCE

In boost mode, the BGA 60 has 60% more blowing power when compared to the BGA 57. Not only that, the blowing force can be adjusted to suit what you are clearing. And there's also a boost mode for when you need extra blowing power!

ADJUSTABLE BLOWER TUBE

The blower tube of the BGA 60 can be easily adjusted without the need for tools. It can be extended by up to 16 cm.

METAL RING

If you accidentally bump the blower tube on the ground whilst clearing leaves, the metal ring around the nozzle of the BGA 60 will protect the tube against wear.

STIHL CONNECTED

The BGA 60 is compatible with the STIHL Smart Connector and has a convenient slot for the connector to be mounted to.



BGA 45

18 V • 2.2 kg^①



Easy-to-maneuvre cordless blower for cleaning small outdoor areas at home such as patios and driveways. Round nozzle, integrated Lithium-Ion battery (45 Wh) with charge-level indicator. Battery charging time: 210 min / 300 min (80% / 100%). **Working time with integrated battery is up to 10 minutes.**

Order number **4513 011 5905**



BGA 57

36 V • 2.3 kg^①



Well balanced and quiet cordless blower with an ergonomic design for comfortable and effortless work. For use in small or medium-sized gardens to gather leaves, grass and other waste into piles. Round nozzle, soft handle, and three-setting length-adjustable blower tube that can be adapted to match the user's size. Flat nozzle for increased air speed available as an accessory. **Working time with recommended AK 20 battery is up to 22 minutes.**

BGA 57 excluding battery and charger
Order number **4523 011 5960**

Set BGA 57 with AK 20 and AL 101
Order number **4523 011 5973**

BGA 57 with 2 × AK 20 and AL 101
Order number **4523 200 0029**



BGA 86

36 V • 2.8 kg^①



Very powerful, easy to use and comfortable to operate cordless blower. Perfect for professional use in large, urban areas. For removing leaves and dirt. Round nozzle, soft handle, three-setting length-adjustable blower tube. Flat nozzle for increased air speed available as an accessory. For long periods of use, we recommend the AR L backpack battery. **Working time with recommended AP 300 S battery is up to 26 minutes.**

BGA 86 excluding battery and charger
Order number **BA02 011 5900**

Recommended set
BGA 86 with AP 300 S and AL 301



BGA 100

36 V • 2.5 kg^①



Pleasantly quiet, lightweight and very powerful cordless blower for professional use, especially in urban, noise-sensitive areas. Round nozzle, soft handle four power levels including boost function, three-setting length-adjustable blower tube, lifting eyelet for support cushion (accessories). Flat nozzle for increased air speed available as an accessory. Cordless operation via a connecting cable and battery belt, AP carrying system, or AR backpack battery (see page 57). **Working time with recommended AR 3000 L battery is up to 510 minutes.**

BGA 100 excluding battery and charger
Order number **4866 011 5900**

Recommended set
BGA 100 with AR 3000 L, AR L carrying system and AL 500



APIII
SYSTEM
AR 3000 L

BGA 200

36 V • 3.2 kg^①



COMFORT CARRYING SYSTEM



BGA 200 excluding battery, charger and comfort carrying system
Order number **BA01 011 5900**

BGA 200 excluding battery and charger, including comfort carrying system
Order number **BA01 200 0000**

Recommended set

BGA 100 with AR 3000 L, AR L carrying system, comfort carrying system and AL 500

Very powerful cordless blower for professional use in urban and noise-sensitive areas. Flexible 2-in-1 power tool can be used both in hand-held mode for narrow and tight spaces and in mounted mode with the specially developed comfort carrying system for large areas or longer periods of use. It is possible to switch between the two modes at any time, quickly and easily. The curved shape of the BGA 200 ensures that, in spite of the powerful airflow, there is no tipping or turning effect on the blower – reducing the strain on your wrist. The second handle and locking throttle make it even more comfortable to work with. At the press of a button, the blower tube length can easily be adapted for different cleaning situations such as cleaning in corners. The standard comfort carrying system is attached to the hip belt of the carrying system for AR L backpack batteries. **Working time with recommended AR 3000 L battery is up to 500 minutes.**

NEW – AVAILABLE FROM AUTUMN 2023

BGA 300

OUR MOST POWERFUL PROFESSIONAL CORDLESS BLOWER

APIII
SYSTEM
AR 3000 L



36 V • 7.4 kg^①



The first backpack cordless blower from STIHL for professional applications in noise-sensitive areas. Ideal for efficient cleaning of large areas, even with wet and heavy leaves, thanks to high blowing power and air speed. Especially quiet when in use thanks to unique STIHL Noise Reduction System. Optimal energy management thanks to variable adjustment of the blowing power via four pre-defined power levels (Level 1-3/Boost) on the control handle. Total flexibility thanks to rapid adjustment of blower tube length and handle position. Ergonomic weight distribution thanks to carrying system with hip belt and the centre of gravity of the AR L backpack battery, located close to the body. AR L backpack battery not included in scope of delivery. Mounting point for the STIHL 2 A Smart Connector on the power tool housing.

BGA 300 excluding battery and charger
Order number **BA03 011 5900**

Recommended set

BGA 300 AR 3000 L and AL 500

PREPARED FOR STIHL CONNECTED

The STIHL Smart Connector 2 A is available as an accessory which can be attached to a recess on the BGA 300 and connected directly into the power tool electronics. As you work, the relevant operating data such as battery life is recorded and transferred to the STIHL connected App. From there it's transferred into the STIHL cloud. The data from your BGA 300 as well as other power tools equipped with STIHL Smart Connectors is available both in the STIHL connected Portal and in the STIHL connected App, providing detailed analysis and efficient deployment planning. The backpack AR 3000 L also has an integrated Bluetooth® interface and can be managed in STIHL connected, just like the BGA 300.

Additional information about STIHL connected can be found from page 60, and about the Smart Connector 2 A on page 351.



SIMPLE POWER LEVEL ADJUSTMENT

You can easily adjust the power of the BGA 300 between 4 predefined power levels, including a boost mode for when you need extra blowing power. The LED display on the trigger handle shows you which mode you are on so you can control your energy management.

COMFORTABLE TO WEAR

Padded shoulder straps and a hip belt means the BGA 300 is comfortable to wear over long periods of use. It's easy to adjust too!

26 N
Blowing power^②

86 m/s
Air speed

MAX. 94 dB(A)
Volume^②

ADJUSTABLE BLOWER TUBE

You can adjust the blower tube length on the BGA 300 quickly and efficiently with the quick-release connector. This means you can adapt the tube length to the type of area you are cleaning.

STIHL NOISE REDUCTION SYSTEM

With a reduced volume output which ensures a comfortable sound level that never exceeds 94 dB(A), the BGA 300 uses an innovative technology that significantly reduces the high pitched frequency that is usually associated with cordless blowers. It means it's much more pleasant to use the BGA 300 in more densely populated areas, as bystanders in a 360° radius around the blower will be impacted less by the noise (however, ear protection is still required for the operator).

① Weight excluding battery
② Explanation of symbols on page 448

① Combination of air speed and air throughput
② K-factor according to Dir. 2006 / 42 / EC = 2.0 dB(A)



ELECTRIC BLOWER

- For domestic use around the home
- Ideal for frequent use on private grounds
- Comfortably quiet operation
- High blowing power



BGE 71

230 V • 1.1 kW • 3.0 kg^①

For cleaning small to medium spaces around the home. Flat nozzle, cable strain relief, with the retrofittable vacuum attachment it can also be used as a vacuum shredder.

Order number **4811 011 1507**

VACUUM ATTACHMENT

For converting the electric blower into an electric vacuum.



For BGE 71

Order number **4811 700 2201**



PROFESSIONAL TIP

Your electric blower can be easily used as a garden vacuum, allowing you to collect leaves much more easily. For this you will simply need the vacuum attachment set for electric blowers.

^① Weight excluding cable
^② BG 86 / SH 86 before 2012
^③ BG 86 / SH 86 after 2013

ACCESSORIES AND PARTS FOR BLOWERS

- For extending the range of possible applications
- Various nozzles
- Gutter-cleaning set
- Harness for improved user comfort



BLOWER SERVICE KITS

STIHL's blower service kits contain everything needed to carry a routine service on the engine of a STIHL blower, vacuum shredder or mistblower. Keeping on top of the maintenance of your tools helps it to maintain optimum performance and the reliability expected of the tool. There is a QR code on the box which can be scanned with a smartphone camera app to take you to how to video's on how to change each component.

Please note, service kit 36 is for BG 86 / SH 86 models produced before 2012 and service kit 37 is for BG 86 / SH 86 models produced after 2013.

Each service kit comes with the following:

1 x Air filter
 1 x Spark plug
 1 x Fuel filter

Service Kit 36 for BG 56, BG 66, BG 86^② (BG 86 machine number < 290821925), SH 56, SH 86^② (SH 86 machine number < 290657469)

Order number **4241 007 4100**

Service Kit 37 for BG 86^③ (machine number > 290871694), SH 86^③ (machine number > 291051831)

Order number **4241 007 4101**

Service Kit 38 for BR 350, BR 430, BR 450, SR 430, SR 450

Order number **4244 007 4100**

Service Kit 39 for BR 500, BR 600, BR 700

Order number **4282 007 4100**

Service Kit 40 for BR 800

Order number **4283 007 4101**

VACUUM ATTACHMENT

For converting the blower into a vacuum.



For BG 56 and BG 86

Order number **4241 700 2200**

For converting the electric blower into an electric vacuum.



For BGE 71

Order number **4811 700 2201**

COMFORT CARRYING SYSTEM

The comfort carrying system enables the BGA 200 to be used in different ways - either hand-held or secured into a slot on the side of the user's body. These two modes can be switched between easily and quickly, making your work so much easier - particularly during longer periods of use. The comfort carrying system can only be used in combination with a carrying system for AR L backpack batteries. It cannot be used with the battery belt or the AP carrying system. AR L batteries and the carrying system for AR L batteries are not included in the scope of delivery.

For BGA 200
Order number BA01 490 0400

HIP BELTS

Equally distributes the weight across the hips. Soft padding.



For BR 350, BR 430, BR 450
Order number 4203 710 9102

For BR 500
Order number 4282 710 9101

CHEST STRAP

Ensures the shoulder straps are securely positioned.



For BR 200, BR 350, BR 430, BR 450, BR 500, BR 600, BR 700 and BGA 300
Order number 0000 790 7700



GUTTER CLEANING SET

For clearing dirt and leaves. Approx. Length 3 m blower tube.



For BG 56, BG 66, BG 86 and BGE 71
Order number 4241 007 1003

BIKE HANDLE

Distributes recoil from the blower onto both arms. Especially useful with curved nozzles.



For BR 350, BR 430, BR 450, BR 500, BR 600, BR 700, BR 800 and BGA 300
Order number 4282 790 1700

SUPPORT CUSHION SET

Support cushion with belt adapter for securing the support cushion to the battery belt with harness on the AP carrying system or the AR L carrying system.



For BGA 100, KMA 130 R, KMA 135 R, FSA 130, FSA 135, FSA 135 R and RGA 140
Order number 0000 007 1045

CARRY BAG

Perfect for transporting and storing the tool together with the FS-KM or HL-KM KombiTools.



Suitable for KMA 130 R, KMA 135 R, HSA 50, HSA 60, HSA 100, HLA 56, BGA 86, BGA 100 and all KombiEngines with loop handle
Order number 0000 881 0507

Order number	Shape	Suitable for blower	Use
FLAT NOZZLES			
4866 701 8301	straight	BGA 57, BGA 86, BGA 100	Makes heavy or wet blowable materials easier to remove thanks to the high air speed.
4241 708 6302	curved	BG 56, BG 86, BGE 71, BGE 81, SHA 56	
4282 708 6340	curved	BR 430, BR 500, BR 600	Enables work on large surfaces, spreads the air stream parallel to the ground.
4282 708 6304	curved	BR 700, BR 800, BGA 300	
ROUND NOZZLES			
4244 708 6300	straight	BR 350	
4282 708 6360	straight	BR 430	
4244 708 6301	straight	BR 450, BGA 300	For effortless operation due to straight nozzle shape.
4282 708 6370	straight	BR 500	
4282 708 6350	straight	BR 600	
4282 708 6302	straight	BR 700	
4282 708 6303	curved	BR 800	Lengthens the blower tube of the BR 800 compared to the standard straight nozzle. Use only with the bike handle (4282 790 1700).



PROFESSIONAL TIP - CHOOSING THE RIGHT NOZZLE

FLAT NOZZLES

If you need to clear wet, heavy materials, such as piles of wet leaves, then choose a flat nozzle. These are designed to increase the air speed of the leaf blower, meaning wet material that has become stuck to the ground becomes easier to remove.

The straight flat nozzle has a narrow profile which provides your leaf blower with high air speed, as previously mentioned. Curved flat nozzles have higher air speed and can accurately target dirt and debris on the ground, thanks to the shape of the nozzle which allows for the air stream to be spread parallel to the ground.

ROUND NOZZLES

Round nozzles provide an even spread of air across the surfaces you are trying to clear. They have also been designed to reduce the gyroscopic forces on the user. You can maintain a steadier direction of blowing during use for effortless operation.

The BR 800 C-E backpack blower comes as standard with a straight round nozzle due to the blowing force being so high. It makes use more comfortable. If you prefer a curved round nozzle for the BR 800 C-E, use it with the bike handle attachment due to the high power output and blowing force of machine.



Order number	Displacement (cm ³)	Rated voltage (V)	Power consumption (kW)	Weight (kg)	Blowing force ^① (N)	Max. air speed (m/s) with round nozzle / flat nozzle	Air throughput (m ³ /h) with round nozzle / flat nozzle	Sound pressure level ^② (dB(A))	Sound power level ^③ (dB(A))	Vibration level right ^④ (m/s ²)	STIHL engine (2-MIX / 4-MIX [®]) / STIHL cordless power system	Round nozzle / Flat nozzle	STIHL anti-vibration system	STIHL ElastoStart / ErgoStart	STIHL side start	STIHL ElectroStart	Chest strap / hip strap	Vacuum attachment	STIHL Smart Connector 2 A
PETROL BLOWERS																			
BG 56	4241 011 1750	27.2	-	-	4.1 ^⑤	13	71/-	700/-	90	104	8.0	2-MIX	●/○	-	○/-	-	-/-	○	-
BG 66	4241 011 1747	27.2	-	-	4.7 ^⑤	10	62/-	630/-	86	99	2.1	2-MIX	●/-	●	○/-	-	-/-	-	-
BG 86	4241 011 1753	27.2	-	-	4.4 ^⑤	15	76/89	755/620	90	104	2.5	2-MIX	●/●	●	○/-	-	-/-	○	-
BR 200	4241 011 1605	27.2	-	-	5.7 ^⑤	12	67/-	680/-	96	103	3.0	2-MIX	●/-	●	●/-	-	-	○/-	-
BR 350	4244 011 1600	63.3	-	-	10.1 ^⑤	17	90/-	740/-	98	106	3.9	2-MIX	●/○	●	-/-	-	-	○/○	-
BR 430	4244 011 1620	63.3	-	-	10.2 ^⑤	26	98/-	850/-	101	108	2.5	2-MIX	●/○	●	●/-	-	-	○/○	-
BR 450 C-EF	4244 011 1632	63.3	-	-	11.5 ^⑤	28	99/-	1,090/-	102	108	2.5	2-MIX	●/-	●	-/●	-	●	○/○	-
BR 500	4282 011 1628	64.8	-	-	10.4 ^⑤	22	93/-	925/-	90	100	1.4	4-MIX [®]	●/○	●	-/-	-	-	○/○	-
BR 600	4282 011 1629	64.8	-	-	10.4 ^⑤	32	106/-	1,150/-	100	108	1.8	4-MIX [®]	●/○	●	-/-	-	-	○/●	-
BR 700	4282 011 1637	64.8	-	-	10.9 ^⑤	35	88/-	1,550/-	101	109	2.5	4-MIX [®]	●/○	●	-/-	-	-	○/●	-
BR 800 C-E	4283 011 1603	79.9	-	-	11.7 ^⑤	41	97/-	1,700/-	104	112	3.5	4-MIX [®]	●/-	●	-/●	●	-	●/●	-
CORDLESS BLOWERS																			
BGA 45	4513 011 5905	-	18	-	2.2 ^⑤	5	44/-	420/-	76	87	3.2	AI Line	●/-	-	-/-	-	-	-/-	-
BGA 57	4523 011 5960	-	36	-	2.3 ^⑤	9	55/60	620/560	79	90	0.6	AK System	●/○	-	-/-	-	-	-/-	-
Set BGA 57 with AK 20 + AL 101	4523 011 5973	-	36	-	3.5 ^⑤	9	55/60	620/560	79	90	0.6	AK System	●/○	-	-/-	-	-	-/-	-
Set BGA 57 with 2 × AK 20 + AL 101	4523 200 0029	-	36	-	3.5 ^⑤	9	55/60	620/560	79	90	0.6	AK System	●/○	-	-/-	-	-	-/-	-
BGA 60	NEW BA04 011 5900	-	36	-	2.3 ^⑤	15	69 ^⑥ /-	780 ^⑥ /-	76	89	1.2	AK System	●/-	-	-/-	-	-	-/-	-
Set BGA 60 with AK 30 + AL 101	NEW BA04 011 5943	-	36	-	3.5 ^⑤	15 ^⑤	69 ^⑥ /-	780 ^⑥ /-	76	89	1.2	AK System	●/-	-	-/-	-	-	-/-	-
Set BGA 60 with 2 × AK 30 + AL 101	NEW BA04 200 0000	-	36	-	2.3 ^⑤	15 ^⑤	69 ^⑥ /-	780 ^⑥ /-	76	89	1.2	AK System	●/-	-	-	-	-	-/-	-
BGA 86	BA02 011 5900	-	36	-	2.8 ^⑤	15	69/76	780/710	79	90	0.5	AP System	●/○	-	-/-	-	-	-/-	-
BGA 100	4866 011 5900	-	36	-	2.5 ^⑤	17 ^⑤	75 ^⑥ /81	840 ^⑥ /760	80	90	0.9	AP System	●/○	-	-/-	-	-	-/-	-
BGA 200	BA01 011 5900	-	36	-	3.2 ^⑤	21 ^⑤	84 ^⑥ /-	940 ^⑥ /-	80	91	0.7	AP System	●/-	-	-/-	-	-	-/-	-
BGA 200 incl. comfort carrying system	BA01 200 0000	-	36	-	3.2 ^⑤	21 ^⑤	84 ^⑥ /-	940 ^⑥ /-	80	91	0.7	AP System	●/-	-	-/-	-	-	-/-	-
BGA 300	NEW BA03 011 5900	-	36	-	7.4 ^⑤	26 ^⑤	86 ^⑥ /-	970 ^⑥ /-	84	94	0.2	AP System	●/○	-	-/-	-	-	-/●	○
ELECTRIC BLOWERS																			
BGE 71	4811 011 1507	-	230	1.1	3.0 ^⑤	9	-/70	-/485	85	100	1.0	-	-/●	-	-/-	-	-	-/-	○

● As standard
○ Retrofittable (accessory)

C = Comfort version
E = STIHL ErgoStart
F = STIHL ElectroStart

① Combination of air speed and air throughput
② K-factor according to Dir. 2006/42/EC = 2,0 dB(A)
③ K-factor according to Dir. 2006/42/EC = 2 m/s²

④ Weight excluding fuel, fully assembled
⑤ Weight including battery
⑥ Weight excluding battery

⑦ Weight including battery, excluding charger
⑧ Weight excluding cable
⑨ In Boost



WORKING IN NOISE-SENSITIVE ENVIRONMENTS

When working in these type of areas, make sure you use a quiet blower model. The BR 500 has been designed especially for use in noise-sensitive areas. Despite its relatively low acoustic emissions, the blower remains a reliable tool with exceptional blowing power of 22 Newtons.

You can also use the cordless BGA 200. Its low noise output means no ear defenders are required during use. It also means it can be used when working in noise-sensitive areas, such as schools and public areas. With a blowing force of 21 Newtons and a high air speed of 84 m/s (metres per second), it provides fantastic blowing power for professional users when tackling tough clearing jobs. In comparison to our petrol backpack blowers, this means the BGA 200 sits comfortably next to the BR 500.



A set is a single box including the tool, battery and charger. The tool with 2 batteries and charger will come in separate boxes.



VACUUM SHREDDERS, ACCESSORIES AND PARTS

- For a wide range of shredding and blowing work e.g. removing and shredding leaves and cuttings
- For use in residential areas as well as by groundskeeping and cleaning operations
- All vacuum shredders can also be used as blowers



SH 56

27.2 cm³ • 5.2 kg^①

Compact petrol vacuum shredder. Ideal for clearing medium-sized areas. Infinitely variable speed control, round nozzle, STIHL 2-MIX engine. Can also be used as a blower.

Order number 4241 011 0928



SH 86

27.2 cm³ • 5.8 kg^①

High power petrol vacuum shredder. Ideal for clearing large gardens and property maintenance. Infinitely variable speed control, round nozzle, flat nozzle, STIHL anti-vibration system, STIHL 2-MIX engine, HD2 filter. Can also be used as a blower.

Order number 4241 011 0932



SHE 71

230 V • 1.1 kW • 4.1 kg^②

Electric vacuum shredder for smaller gardens. Perfect for use in residential areas. Flat nozzle, blower function.

Order number 4811 011 0828

① Weight excluding fuel, fully assembled
② Weight excluding cable

ACCESSORIES: COLLECTION BAG ATTACHMENT SET



See page 306

INCL. BLOWER TUBE



SHA 56 excluding battery and charger
Order number SA02 011 7100

Recommended set
SHA 56 with AK 20 and AL 101

SHA 56 with 2 × AK 20 and AL 101
Order number SA02 200 0009



AK 20
SYSTEM
AK 20

NEW - AVAILABLE FROM SPRING 2023

SHA 56

36 V • 4.2 kg^②



The first cordless vacuum shredder in the STIHL range. Can be used as a practical 2-in-1 machine for vacuuming leaves and hedge cuttings as well as gathering leaves and debris into piles. Converts easily from vacuum shredder to blower - no tools required. Rotatable handle with variable speed trigger for excellent ergonomics in both operating modes. Additional front handle and padded harness can be used for extra comfort when in use as a vacuum shredder. The collection bag connects to the suction tube and has an asymmetrical design for maximum legroom when working. Backpack collection bag available as an accessory. Round nozzle and adjustable blower tube when used as a blower, a flat nozzle for increased air speed is available as an accessory. For more information on features and technical details, see page 306. **Working time with recommended AK 20 battery is up to 25 minutes.**

SHA 56 CORDLESS VACUUM SHREDDER

CATCHER BAG AND SHOULDER STRAP

When in vacuum mode the catcher bag connects to the vacuum tube, rather than over the users shoulder, which makes operation more comfortable. The SHA 56 is also equipped with a padded adjustable shoulder strap to support the machine during use.



SHREDDER BLADE

A metal shredder blade on the fan wheel reduces the material volume when in vacuum mode. The shredder blade opening is easy to access, meaning blockages can be cleared quickly should they arise.



ROTATABLE HANDLE

The SHA 56 has an ergonomic rotating handle which makes operation much easier whether you are in blowing mode or vacuum mode. It also has a variable speed control trigger so you can adjust the force during use.



BLOWER MODE

You can easily convert the SHA 56 from vacuum mode to blower mode without the need for tools.

① Weight excluding battery, in suction mode
② Explanation of symbols on page 448



DUST-REDUCING COLLECTION BAG

45 l. For particularly dusty jobs.
Not for use with the SHA 56.



For SH 56, SH 86, SHA 56 and SHE 71
Order number **4229 708 9701**

CURVED FLAT NOZZLE

Thanks to the wide airstream directed parallel to the ground, the curved flat nozzle can be used to effectively remove leaves or grass cuttings on larger flat areas.



For SH 56, SH 86, SHA 56 and SHE 71
Order number **4241 708 6302**

COLLECTION BAG ATTACHMENT SET

45 l. Reduces tool weight for fatigue-free working. Attachment set including collection bag, elbow and adapter. Tool-free mounting possible.



For SHA 56
Order number **SA02 007 1000**

GUTTER CLEANING SET

For clearing dirt and leaves. Approx. 3 m long blower.



For SH 56, SH 86 and SHE 71
Order number **4241 007 1003**



SERVICE KITS

STIHL's service kits contain everything needed to carry a routine service on the engine of a STIHL blower, vacuum shredder or mistblower. Keeping on top of the maintenance of your tools helps it to maintain optimum performance and the reliability expected of the tool. There is a QR code on the box which can be scanned with a smartphone camera app to take you to how to video's on how to change each component. Please note, service kit 36 is for BG 86 / SH 86 models produced before 2012 and service kit 37 is for BG 86 / SH 86 models produced after 2013.

Each service kit comes with the following:

- 1 x Air filter
- 1 x Spark plug
- 1 x Fuel filter

Service Kit 36 for BG 56, BG 66, BG 86[ⓐ] (BG 86 machine number < 290821925), SH 56, SH 86[ⓐ] (SH 86 machine number < 290657469)

Order number **4241 007 4100**

Service Kit 37 for BG 86[ⓑ] (machine number > 290871694), SH 86[ⓑ] (machine number > 291051831)

Order number **4241 007 4101**


	Order number	Displacement (cm ³)	Rated voltage (V)	Power consumption (kW)	Weight (kg), including accessories	Sound pressure level [ⓐ] (dB(A))	Sound power level [ⓐ] (dB(A))	Vibration level left / right [ⓐ] (m/s ²)	STIHL engine (2-MIX / 4-MIX [ⓐ]) / STIHL cordless power system	Air throughput (m ³ /h) in suction mode	Blowing force [ⓐ] (N)	Max. air speed (m/s) with round nozzle / flat nozzle	Air throughput (m ³ /h) with round nozzle / flat nozzle	Collection bag volume (l)	STIHL anti-vibration system	STIHL ElastoStart	Round nozzle / flat nozzle	Infinitely variable speed control	Manual fuel pump
PETROL VACUUM SHREDDERS																			
SH 56	4241 011 0928	27.2	-	-	5.4 [ⓐ]	94	105	9.1/8.0	2-MIX	710	13	71/-	700/-	45	-	-	●/○	●	●
SH 86	4241 011 0932	27.2	-	-	5.8 [ⓐ]	93	106	2.5/1.9	2-MIX	770	15	76/89	755/620	45	●	●	●/●	●	●
CORDLESS VACUUM SHREDDERS																			
SHA 56	SA02 011 7100	-	36	-	4.2 [ⓐ]	83	96	0.8/0.8	AK System	510	-	-	-	40	-	-	-	●	-
					3.2 [ⓐ]	81	96	1.1 [ⓐ] /-		-	8	47/61	560/490	-	-	●/○	●	-	
Set SHA 56 with 2 x AK 20 + AL 101	SA02 200 0009	-	36	-	5.4 [ⓐ]	83	96	0.8/0.8	AK System	510	-	-	-	40	-	-	-	●	-
					4.4 [ⓐ]	81	96	1.1 [ⓐ] /-		-	8	47/61	560/490	-	-	●/○	●	-	
ELECTRIC VACUUM SHREDDERS																			
SHE 71	4811 011 0828	-	230	1.1	4.1 [ⓐ]	85	101	1.2/0.8	-	540	9	-/70	-/485	45	-	-	-/●	-	-

● As standard
○ Retrofittable (accessory)

ⓐ K-factor according to Dir. 2006 / 42 / EC = 2.0 dB(A)
ⓑ K-factor according to Dir. 2006 / 42 / EC = 2 m/s²
ⓐ Combination of air speed and air throughput
ⓑ Weight excluding fuel, fully assembled

ⓐ Weight excluding battery
ⓑ Weight including battery, excluding charger
ⓐ Weight excluding cable
ⓑ In boost

ⓐ BG 86 / SH 86 before 2012
ⓑ BG 86 / SH 86 after 2013



SWEEPING MACHINE IN DETAIL



TECHNOLOGY

- 01 SEALING AND AIR FILTER**
All round sealing and two foam filters stop even the finest particles escaping.
- 02 STIHL MULTICLEAN SWEEPING SYSTEM**
This system is designed to tackle all kinds of dirt. Cans, plastic bottles, heavy and wet debris? No problem. The STIHL MultiClean PLUS with an extra power sweep takes care of the finest dust. Debris is effectively brushed up in front of the machine so it doesn't get caught underneath.
- 03 LONG-LASTING MATERIALS**
Made of low-wear nylon, the bristles come with our four-year STIHL durability warranty.

CONVENIENCE

- 04 PRACTICAL WASTE CONTAINER**
The tall, roomy container carries an impressive amount of debris, yet takes up little space. You can even store the tool upright on the container to save space - and no dirt will drop out either.
- 05 CENTRAL HEIGHT ADJUSTMENT AND BRISTLE HOLD-DOWN CLAMP**
Thanks to the central height adjustment, this sweeping machine can handle many different surfaces. The lateral brushes and bristle hold-down clamp means that even areas along walls or kerbs are easy to clean.
- 06 LONG-LIFE TRANSMISSION AND ERGONOMIC PUSH BAR**
Its low weight, long-running gear mechanism with superb power transmission as well as an ergonomically designed push bar make this sweeping machine easy to push.

Please note that not all products include the features presented here. Only the most important features are described on this page. For further explanations and information, see from page 448 or online at stihl.co.uk.

SWEEPING MACHINE

- For domestic use as well as professional applications
- For cleaning paths, car parks and driveways
- Sweeps coarse, fine, heavy and wet debris
- With the efficient STIHL MultiClean Plus sweeping system



KGA 770

36 V • Container capacity 50 l • Sweep width 77 cm • 16.0 kg^①

Cordless sweeping machine for large areas both indoors and outdoors. STIHL MultiClean PLUS sweeping system, 8-fold central height adjustment, lateral guide roller, transport handle, stores upright to save space, ergonomically shaped 2-fold height-adjustable push bar. Easy and effortless to push due to the cordless operation of the circular brushes and power sweep. This enables thorough cleaning of edges and corners, even when the machine is stationary. The low-wear nylon bristles come with a four-year STIHL durability warranty. For more information on features and technical details, see below. **Working time with recommended AP 200 battery is up to 168 minutes.**

KGA 770 excluding battery and charger
Order number **4860 011 4703**

Recommended set
KGA 770 with AP 200 and AL 101

Order number	Container capacity (l)	Sweep width (cm)	Rated voltage (V)	Weight ^① (kg)	Sound pressure level ^② (dB(A))	Sound power level ^③ (dB(A))
KGA 770	50	77	36	16.0	64	80

For areas up to ... (m ²)	Sweeping concept	Central height adjustment	Protective cover for the long-life transmission	All-around sealing + air filter	Bristle hold-down clamp	Ergonomically designed push bar	Battery operation (for circular brushes / power sweep)	Indoor areas: Interlocking paving stones / sealed floors	Outside areas: Asphalt / exposed aggregate concrete / interlocking paving stones / cobblestones
2,000	MultiClean PLUS	•	•	•	•	•/•	•/•	•/•/•	•/•/•/•

• As standard ① Weight excluding battery
 ② K factor according to Dir. 2006/42/EC = 2.0 dB(A)
 ③ Explanation of symbols on page 448



PRESSURE WASHERS IN DETAIL



TECHNOLOGY

- 01** PRESSURE / QUANTITY CONTROL AND PRESSURE GAUGE
The working pressure and water quantity can be adapted to the cleaning task at hand on an infinitely variable basis. The pressure gauge on the device shows the set pressure in each case.
- 02** BRASS PUMP WITH CERAMIC PISTONS
The ceramic-coated pistons make the pump very robust and ensure a long service life.
- 03** BRUSHLESS INDUCTION MOTOR
STIHL pressure washers boast particularly robust and durable brushless induction motors.
- 04** STEEL-REINFORCED HIGH-PRESSURE HOSE
The high-pressure hose reinforced with steel mesh is highly robust and suitable for use under very demanding conditions.

CONVENIENCE

- 05** INTEGRATED HOSE REEL
PLUS models feature a hose reel to store the high-pressure hose in an extremely easy and practical way. The hose guide (wind-up assistance) makes winding the hose up a breeze - it can even be done with one hand!
- 06** INTEGRATED CLEANING AGENT TANK WITH DOSING CONTROL
These power tools feature an integrated 2-litre tank for cleaning agents. The dosing of the relevant cleaning agent can be adjusted using the dosage regulator.
- 07** PROFESSIONAL SPRAY LANCE
This easy-to-use professional spray lance requires reduced trigger force so you can work more comfortably, for longer. The unique design also helps make life a little easier by absorbing recoil from the water jet more effectively. And the quick-release coupling makes switching the spray lance and accessories a breeze.
- 08** EXTENDABLE HANDLE
The high-quality telescopic handle on the back of the pressure washer enables convenient transport and space-saving storage.
- 09** INTEGRATED NOZZLE STORAGE COMPARTMENT
The nozzles can be stored safely in the practical storage compartment.

PRESSURE WASHERS

- For cleaning jobs around the home, garden and car cleaning[Ⓞ]
- For cleaning garden furniture, stairwells, walkways and terraces
- Compact, convenient, powerful entry-level tools
- With clever details and high-quality features

RE 80

Max. 120 bar • max. 430 l/h • 7.0 kg

Lightweight, compact entry-level pressure washer with hard-wearing aluminium pump head, rotary nozzle, adjustable fan jet nozzle, cleaning agent spray set. Space-saving, secure accessory storage directly on the pressure washer. Quick-release coupling for easy connection of 5 m high-pressure hose to pressure washer and lance.

Order number **RE02 011 4537**

RE 90

Max. 130 bar • max. 440 l/h • 8.0 kg

Lightweight, compact pressure washer with hard-wearing aluminium pump head, rotary nozzle, adjustable fan jet nozzle, cleaning agent spray set. Park position for resting the lance during breaks and space-saving, secure storage of accessories directly on the unit. Quick-release coupling for easy connection of 6 m high-pressure hose to pressure washer and lance.

Order number **RE02 011 4541**

THE RE 80 & RE 90 PRESSURE WASHERS:



EASY TO USE

Thanks to the quick release coupling, the high-pressure hose is easy to connect to the pressure washer and lance.



PRACTICAL STORAGE

Rotary nozzle, fan jet nozzle and cleaning agent spray set come as standard accessories and can be stored directly on the unit.

EASY TO CLEAN

The cleaning agent spray set can be attached to the spray lance so you can add the cleaning agent directly to the water spray.



RE 100 PLUS CONTROL

Max. 150 bar • max. 450 l/h • 9.0 kg

Lightweight, compact pressure washer with innovative comfort features. Built-in function on the spray lance (CONTROL) to adjust pressure at the touch of a button and LED pressure indicator directly on the lance. Hose reel (PLUS), for easy handling and storage of the 6 m high pressure hose. 3-in-1 hose with integrated rotary nozzle, fan jet nozzle and cleaning agent nozzle. Compact, secure accessory storage directly on the pressure washer.

Order number **RE02 011 4531**

THE RE 100 PLUS CONTROL PRESSURE REGULATION AND PRESSURE INDICATOR

After successfully connecting the radio unit and the pressure washer, three different pressure levels can be selected directly on the lance.



PRESSURE INDICATOR
The LED display informs you of the currently set pressure level.

INITIALISATION AND CONNECTION SET-UP
After successfully connecting the radio unit and the pressure washer, the desired pressure level can be selected directly on the lance.

PRESSURE ADJUSTMENT
Select from three different pressure levels at the touch of a button.

3-IN-1 NOZZLE

Switch between fan jet nozzle, rotary nozzle and cleaning agent jet simply by turning the nozzle for flexibility as you work.



ROTARY NOZZLE
For removing stubborn dirt from robust surfaces.

CLEANING AGENT NOZZLE
Combines water with cleaning agent from the cleaning agent tank and sprays the mixture directly from the pressure washer.

FAN JET NOZZLE
The standard nozzle for cleaning normal dirt on various surfaces.



INTEGRATED HOSE REEL

All STIHL pressure washers with PLUS in their name have an integrated hose reel for easy handling and storage of the hose.



RE 110 PLUS

Max. 150 bar • max. 430 l/h • 20.3 kg

Sturdy pressure washer with brushless induction motor, high-quality aluminium pump and outstanding comfort features. Compact design with extendable aluminium telescopic handle. Folding side storage compartment with integrated nozzle and power cable compartment. With rotary nozzle, adjustable fan jet nozzle and cleaning agent spray set. 8 m high-pressure hose with quick-release coupling. With hose reel (PLUS) for particularly easy handling and storage of the high-pressure hose.

Order number **4950 011 4535**



RE 120 PLUS

Max. 160 bar • max. 480 l/h • 21.2 kg

Powerful pressure washer with brushless induction motor, high-quality aluminium pump and outstanding comfort features. Compact design with extendable aluminium telescopic handle. Folding side storage compartment with integrated nozzle and power cable compartment. Comfortable, easy-to-use with soft handle and particularly long spray lance. With rotary nozzle, adjustable fan jet nozzle and cleaning agent spray set. 9 m high-pressure hose with quick-release coupling. With hose reel (PLUS) for particularly easy handling and storage of the high-pressure hose.

Order number **4950 011 4552**



RE 130 PLUS

Max. 170 bar • max. 500 l/h • 21.2 kg

Powerful, sturdy pressure washer with extensive range of features. Brushless induction motor, high-quality aluminium pump and steel-reinforced high-pressure hose. Compact design with extendable aluminium telescopic handle. Folding side storage compartment with integrated nozzle and power cable compartment. Comfortable, easy-to-use with soft handle and particularly long spray lance. With rotary nozzle, adjustable fan jet nozzle and cleaning agent spray set. Hard-wearing, steel-reinforced 9 m high-pressure hose with quick-release coupling. With hose reel (PLUS) and robust aluminium hose guide for particularly easy handling and storage of the high-pressure hose.

Order number **4950 011 4562**



RE 140 PLUS

Max. 180 bar • max. 510 l/h • 22.7 kg

Powerful, robust pressure washer with extensive comfort features. Brushless induction motor, high-quality aluminium pump and steel-reinforced high-pressure hose. Compact design with extendable aluminium telescopic handle. Folding side storage compartment with integrated nozzle and power cable compartment. Comfortable, easy-to-use with soft handle and particularly long spray lance. With rotary nozzle, adjustable fan jet nozzle and cleaning agent spray set. Hard-wearing, steel-reinforced 10 m high-pressure hose with quick-release coupling. With hose reel (PLUS) and robust aluminium hose guide for particularly easy handling and storage of the high-pressure hose.

Order number **4950 011 4582**



YOUR CHALLENGES - OUR SOLUTIONS

Whether you're cleaning dirty garden furniture, steps, paths or terraces - from small to more challenging cleaning jobs, we always have the solution you need! That's because we not only offer a wide range of pressure washers, but also provide an extensive selection of accessories as well as cleaning agents that are perfectly tailored to our power tools. Our cleaning agents are developed and produced exclusively in cooperation with SONAX. Are you planning to clean your terrace or garden furniture but unsure what you need to consider? You'll find helpful tips and information about exterior cleaning on our website stihl.co.uk



PRESSURE WASHERS

- For commercial use or demanding applications in residential areas
- With clever details and high-quality features
- Operating pressure of up to 180 bar for removing even the toughest dirt and grime



RE 150 PLUS

Max. 180 bar • max. 612 l/h • 31.0 kg

Extremely powerful, durable pressure washer PLUS exceptional comfort. Hose reel featuring a hose guide, folding crank and 12 m steel-reinforced high-pressure hose, high-pressure pump made from brass, pressure / flow control using a pressure gauge, integrated tank with dosing control for cleaning agent, adjustable fan jet nozzle, rotary nozzle made from wear-resistant ceramic, anti-drill quick-release coupling on the lance, storage compartment for the nozzle.

Order number **RE01 011 4504**



NEW COMING SOON PS 3000

3.7 kW • 20.0 kg

Portable power station for use with wired devices such as power washers, chargers, site lighting and much more. Quiet and emission free alternative to a petrol generator. High 2.1 kWh energy content for long working times, 3.7 kW output for high continuous power. Dustproof and splashproof in accordance with IP 54. Lightweight and compact design, sturdy frame for secure positioning on various surfaces. 230 V socket outlet, charge-level indicator, safety fuse, automatic boost for peak load. Charging time less than 3 hours.

Dimensions: W 420 x L 210 x H 420
Order number **GA02 011 8004**



Ⓢ Explanation of symbols on page 448

ACCESSORIES FOR PRESSURE WASHERS

- For extending the range of possible applications
- Versatile solutions to make your work easier
- Accessories for special cleaning applications



WASH BRUSH

Approx. 285 mm wide. For cleaning delicate surfaces. With integrated rubber lip for removing water residue.



For RE 80 - RE 150 PLUS
Order number **4910 500 6000**

VEHICLE CLEANING SET

Consisting of a wash brush, a vehicle nozzle and a 90° angled nozzle.



For RE 90 - RE 130 PLUS, with click coupling
(for pre-2022 models)
Order number **4910 500 6100**

For RE 80 - RE 150 PLUS, with bayonet coupling
(for models produced from 2022)
Order number **4910 500 6101**

ROTATING WASH BRUSH

Ø 155 mm. For effective cleaning of sensitive surfaces, with rotating inner brush and adjustable working angle.



For RE 80 - RE 150 PLUS
Order number **4910 500 5900**

SURFACE CLEANERS

RA 90

Ø 255 mm. For quick, splash-free cleaning of medium-sized areas. With pressure adjustment, click and bayonet coupling.



For RE 80 - RE 150 PLUS
Order number **4910 500 3902**

RA 110

Ø 310 mm. For quick, splash-free cleaning of larger surfaces. With pressure adjustment.



For RE 80 - RE 150 PLUS
Order number **4910 500 3901**



WATER SUPPLY AND A PRACTICAL STORAGE SOLUTION IN ONE

To supply your pressure washer with water, STIHL offers a flat textile hose which is provided on a practical holder for convenient reeling and unreeling. When used with a hose attachment, the hose holder can be stored directly on the pressure washer, making sure the flat textile hose is always stored securely and compactly.



Length 12 m
For RE 110 - RE 150 PLUS
Order number 4910 500 8600

ACCESSORIES: HOSE ATTACHMENT

When used in combination with the hose attachment the flat textile hose with holder can be stored directly on the pressure washer.



For RE 110 PLUS/ RE 120 PLUS/ RE 130 PLUS/ RE 140 PLUS
Order number 4950 790 5400

For RE 150 PLUS
Order number RE01 790 5400

BACKFLOW PREVENTER INCLUDING 3/4" COUPLINGS^①



Prevents water flowing back out of the pressure washer into the drinking water supply.

For RE 80 - RE 150 PLUS
Order number 4900 500 5700

HIGH-PRESSURE HOSE EXTENSIONS^②

For more range.
With quick-release coupling.



Length 7 m, textile mesh for RE 80 - RE 130 PLUS
Order number 4910 500 0801

Length 9 m, steel-reinforced for RE 80 - RE 150 PLUS
Order number 4910 500 0802

Length 20 m, steel-reinforced for RE 150 PLUS
Order number 4910 500 0803

SPRAY LANCE LONG, ANGLED

Sturdy, angled spray lance for cleaning difficult-to-access spots.

Length 108 cm
For RE 80 - RE 150 PLUS
Order number 4910 500 1900

SPRAY LANCE EXTENSION

For extending the spray lance.



Length 430 mm
For RE 80 - RE 150 PLUS
Order number 4910 500 0900

FOAM NOZZLE

Powerful cleaning effect due to foam that sticks to the surface for a long time to help lift the dirt. Spray jet that can be adjusted vertically or horizontally, adjustable spray angle, dosage button for cleaning agent concentration, 1 litre bottle with large filler opening.



For RE 80 - RE 140 PLUS
Order number 4910 500 9600

For RE 150 PLUS
Order number 4910 500 9601

WET SANDBLASTING DEVICE

For wet sandblasting of brickwork and metal parts. Best results with the STIHL blasting granulate SB 90.



Length 4 m
For RE 80 - RE 150 PLUS
Order number 4910 500 1800

PIPE CLEANING SET

Suitable for smaller diameter pipes. With nozzle.



Length 15 m
For RE 80 - RE 150 PLUS
Order number 4910 500 8000

SUCTION SET

For low-pressure water supply from rain water tanks and cisterns. It is recommended that a water filter is fitted.



Length 3 m
For RE 80 - RE 150 PLUS
Order number 4910 500 0500

WATER FILTER

Protects the pump against dirt from the water supply. 3/4" connection.



For RE 80 - RE 150 PLUS
Order number 4910 500 5400

^① Pressure washers should only be connected to the drinking water supply with a backflow preventer
^② High-pressure hose extension cannot be rolled up on a hose reel



CLEANING AGENTS FOR PRESSURE WASHERS

- Designed specifically for use with STIHL pressure washers
- The right cleaning agent for every job
- Blasting granulate for the toughest dirt and grime

CR 100 WHEEL CLEANER

For effortless removal of strongly adhered dirt. For all light metal and steel rims.



500 ml
Order number 0782 516 9400

CP 200 PROFI UNIVERSAL CLEANER

For professional use on all hard surfaces, but not textiles. Removes a huge range of dirt deposits, such as oil and grease, grime, dust, and insect dirt.



10 l
Order number 0782 516 9201

CC 100 VEHICLE SHAMPOO & WAX

For removing typical road dirt such as salt, dust and insects from all kinds of vehicles. Foaming, high-quality wax ingredients, long-lasting shiny finish.



1 l
Order number 0782 516 9300

CS 100 STONE & FACADE CLEANER

For hard stone, facades, concrete, wood and tile surfaces. Reliably dissolves tough green growth, emissions accumulation, grime and dust.



5 l
Order number 0782 516 9500

CU 100 UNIVERSAL CLEANER

For safe removal of the widest variety of dirt on hard surfaces around the house and garden. Suitable for painted surfaces, metal, stone, synthetic and glass surfaces.



1 l
Order number 0782 516 9100

i PLEASE COMPLY WITH LOCAL WASTE WATER REGULATIONS WHEN USING STIHL PRESSURE WASHERS

STIHL CARE AND CLEANING AGENTS FOR PRESSURE WASHERS - EXCLUSIVELY FROM SONAX.

Together with SONAX, STIHL has developed a range of five care and cleaning agents. These products meet the most demanding requirements and are designed especially for use with STIHL pressure washers. SONAX supplies a range consisting of CU 100 and CP 200 universal cleaners, CS 100 stone and facade cleaner, CC 100 vehicle shampoo and CR 100 wheel Cleaner - all exclusively for STIHL. All tensides used by SONAX are biodegradable (in accordance with detergent Dir. 648 /2004 EC) and also free from nitrilotriacetic acid (NTA).

SB 90 BLASTING GRANULATE

For wet sandblasting of tough surfaces like masonry and metal. Removes rust or old paintwork, silicone-free, for all STIHL wet sandblasting machines.



Bucket, 25 kg
Order number 0797 010 2052

SG 11 PLUS

Hand sprayer with adjustable nozzle for distributing cleaning agents and solvents, for example CP 200 Superclean or VarioClean. Filling volume 1.5 l, maximum pressure 3 bar, EPDM seals for cleaning agents and solvents in the 7 - 14 pH range. The pump is fitted with a special protective element that ensures a long service life.



Order number 4255 019 4912

CLEANING AGENTS	Applications	How to use	Usage		
			1.	2.	3.
WHEEL CLEANER CR 100	• Removal of brake dust and road dirt			max. 5 min	
VEHICLE SHAMPOO & WAX CC 100	• Removal of typical road dirt such as salt, dust, pollen, bird droppings, and insect residues			max. 5 min	
UNIVERSAL CLEANER CU 100	• For all hard surfaces around the home and garden, such as stone, metal, glass and plastic			max. 5 min	
PROFI UNIVERSAL CLEANER CP 200	• Removal of oily, fatty or sooty dirt			max. 5 min	
STONE & FACADE CLEANER CS 100	• Removal of organic dirt, pollen, flower nectar, animal and bird droppings, and atmospheric dirt			max. 5 min	
BLASTING GRANULATE SB 90	• Removal of rust, old paint, and atmospheric dirt			-	-





	Order number	Operating pressure (bar)	Max. pressure [Ⓞ] (bar)	Min. water throughput (l/h)	Max. water throughput (l/h)	Max. water supply temperature (°C)	Weight, ready for operation (kg)	Power consumption (kW)	Sound pressure level [Ⓞ] (dB(A))	Sound power level [Ⓞ] (dB(A))	Vibration level [Ⓞ] (m/s ²)	Power cable length (m)	Mains voltage (V / phases / Hz)	Speed (rpm)	Cleaning agent spray set / cleaning agent tank / external cleaning agent injector	Transparent detergent tank (l)	Detergent measuring system	High-pressure hose (length in m)	Steel-reinforced high-pressure hose	Comfort high-pressure lance with rotating spray lance and soft handle	Aluminium pump head / brass pump head	Pressure / flow control on the tool / trigger	Pressure gauge	Delayed engine shutdown	Safety shutdown	Aluminium telescopic handle	Transport handle	Folding hood for nozzle storage	Quick-release coupling for high-pressure hose	Integrated high-pressure hose reel	Anti-twist coupling on the lance	Rotary nozzle / 2nd Spray lance with rotary nozzle	
PRESSURE WASHERS[Ⓞ]																																	
RE 80	RE02 011 4537	10 - 90	120	330	430	40	7.0	1.7	75.0	89.0	≤ 2.5	5	230/1-/50	20.000	●/-/-	0.5	-	5	-	-	●/-	-/-	-	-	-	-	-	-	●	-	●	●/-	
RE 90	RE02 011 4541	10 - 100	130	350	440	40	8.0	2.1	76.0	90.0	≤ 2.5	5	230/1-/50	21.000	●/-/-	0.5	-	6	-	-	●/-	-/-	-	-	-	-	-	-	●	-	●	●/-	
RE 100 PLUS CONTROL	RE02 011 4531	10 - 110	150	350	450	40	9.0	2.1	73.0	89.0	≤ 2.5	5	230/1-/50	20.000	-/●/-	0.5	-	7	-	-	●/-	-/●	●	-	-	-	-	●	●	●	●	●/-	
RE 110 PLUS	4950 011 4535	10 - 110	150	380	430	40	20.3	1.7	73.0	85.0	≤ 2.5	5	230/1-/50	2.850	●/-/-	0.5	-	8	-	-	●/-	-/-	-	-	-	●	●	●	●	●	●	●	●/-
RE 120 PLUS	4950 011 4552	10 - 125	160	400	480	40	21.2	2.1	74.0	86.0	≤ 2.2	5	230/1-/50	2.850	●/-/-	0.5	-	9	-	●	●/-	-/-	-	-	-	●	●	●	●	●	●	●	●/-
RE 130 PLUS	4950 011 4562	10 - 135	170	420	500	40	21.2	2.3	74.0	86.0	≤ 2.2	5	230/1-/50	2.850	●/-/-	0.5	-	9	●	●	●/-	-/-	-	-	-	●	●	●	●	●	●	●	●/-
RE 140 PLUS	4950 011 4582	10 - 145	180	430	510	40	22.7	2.5	74.0	86.0	≤ 2.5	5	230/1-/50	2.850	●/-/-	0.5	-	10	●	●	●/-	-/-	-	-	-	●	●	●	●	●	●	●	●/-
RE 150 PLUS	RE01 011 4504	10 - 140	180	540	612	60	31.0	2.9	71.0	85.0	≤ 2.5	5	230/1-/50	2.850	-/●/●	2	●	12	●	●	-/●	●/-	●	-	-	●	●	●	●	●	●	●	●/-

● As standard
○ Retrofittable (accessory)

Ⓞ Max. permissible system pressure
Ⓞ K-factor according to Dir. 2006/42/EC = 2,0 dB(A)

Ⓞ K-factor according to Dir. 2006/42/EC = 1,5 m/s² (RE 90), 2,0 m/s² (from RE 100), with fan jet nozzle
Ⓞ Please comply with local waste water regulations when using STIHL pressure washers



WET AND DRY VACUUM CLEANERS IN DETAIL



TECHNOLOGY

01 DELAYED SHUTDOWN

With the automatic switch-on function, the vacuum continues to run for a short time after shutdown, so that residual dirt is vacuumed up and the hose is completely emptied.

02 MULTIPLE FILTER SYSTEM

Thanks to the multiple filter system, both coarse and fine dust is effectively filtered. The filter element is washable, hygienic, economical and eco-friendly.

CONVENIENCE

03 INTEGRATED ACCESSORIES BOX

With vacuum hose and power cable holder. For easy storage of accessories on the machine.

04 FILTER CLEANING

Optimum performance at all times through simple and quick cleaning of the filter element.

WET AND DRY VACUUM CLEANERS

- Cordless hand vacuum for cleaning small, dry surfaces in the living area, in the garage and in the car
- Wet and dry vacuum for use in and around the house and for professional use in workshops, cleaning services and industrial settings
- Comprehensive range of high-quality accessories



NEW SEA 20

10.8 V · 1.1 kg^①



Practical cordless hand vacuum for vacuuming and cleaning smaller dry areas in the garage, workshop or car. With removable collection container for easy emptying and cleaning. Crevice nozzle and universal nozzle with removable bristle attachment for a range of applications. The locking solution enables continuous operation without needing to keep the control lever pressed down. The two-level filter system allows for effective air filtration while maintaining air flow. The charge level of the AS 2 battery can be viewed on the LED display at the press of a button. **Working time with AS 2 battery is up to 14 minutes.**

Included in the set:

- 1 × AS 2 Lithium-Ion battery, 28 Wh, 10.8 V
- 1 × AL 1 standard charger
- 1 × crevice nozzle
- 1 × universal nozzle with removable bristle attachment
- 1 × extension tube
- 1 × vacuum hose
- 1 × transport bag

NEW SEA 20 excluding battery and charger, but including nozzles and carry bag
Order number **SA03 011 7300**

NEW Set SEA 20 with AS 2 and AL 1
Order number **SA03 011 7320**



PAGE **327**

ACCESSORIES: PAPER FILTER FOR SEA 20

The paper filter of the SEA 20 is easy to clean by simply tapping it out - which also means it can be used for longer. It is however recommended that you fully replace the filter from time to time to ensure that the cordless hand vacuum remains both effective and reliable.

① Weight excluding battery and nozzles
② Explanation of symbols on page 448

**SE 33**

1.4 kW • 210 mbar • 3.600 l/min

For cleaning dry and wet areas at home, in the workshop and for car cleaning. Versatile use due to an extensive range of accessories: Switchable floor nozzle for flexible changeover between wet and dry vacuuming, blow function by moving the suction tube onto the exhaust port, ergonomic two-part suction tube. Ideal storage of accessories directly on the power tool, crevice nozzle, floor nozzle, 2 m vacuum hose.

Order number **SE01 012 4403****SE 62**

1.4 kW • 210 mbar • 3.600 l/min

For clearing up dust, dirt and liquids, indoors and outdoors. Wet and dry vacuuming options, blower function activated by moving the suction tube to the exhaust port, multiple filter system, filter cleaning, switchable floor nozzle, universal nozzle, crevice nozzle.

Order number **4784 012 4402**

ACCESSORIES FOR WET AND DRY VACUUM CLEANERS

- Extensions for a whole range of different applications
- Nozzles for different applications
- Extension tubes and adapters
- Vacuum hoses



NEW SET OF MINI NOZZLES

Accessory set for the SEA 20 cordless hand vacuum, each consisting of three combinable extension tubes and nozzles. For cleaning particularly tight or difficult-to-access spots such as gaps between radiator bars.

Included in the set:

- 3 × extension tube variations
- 3 × nozzle variations
- 1 × storage bag

**For SEA 20**Order number **SA03 007 1000****CREVICE NOZZLE**

(Connection Ø 36 mm)

Plastic nozzle, for cleaning hard-to-reach areas

Length 300 mm**For SE 33 - SE 62**Order number **4901 502 2200****RADIATOR SUCTION NOZZLE**

(Connection Ø 36 mm)

For cleaning radiators and blinds. Crevice nozzle with special brush insert.

For SE 33 - SE 62Order number **4901 500 2610****DUSTING BRUSH**

(Connection Ø 36 mm)

For computer keyboards. Can be rotated, with nylon bristles.

Width 70 mm**For SE 33 - SE 62**Order number **4901 502 2900****UNIVERSAL SUCTION NOZZLE**

(Connection Ø 36 mm)

Plastic nozzle, with lint brush e.g. for car seats.

Width 115 mm**For SE 33 - SE 62**Order number **4901 502 2300****ANGLED RUBBER NOZZLE**

(Connection Ø 36 mm)

For vacuuming delicate surfaces.

Length 185 mm**For SE 33 - SE 62**Order number **4901 502 2400****BRUSH NOZZLE**

(Connection Ø 36 mm)

For cleaning delicate objects e.g. upholstered furniture.

Length 230 mm**For SE 33 - SE 62**Order number **4901 502 2600****WET VACUUMING NOZZLE**

(Connection Ø 36 mm)

For wet vacuuming.

Width 300 mm**For SE 33 - SE 62**Order number **4901 500 7200****CREVICE NOZZLE**

(Connection Ø 36 mm)

Metal nozzle, for cleaning boilers or ovens.

Length 920 mm**For SE 33 - SE 62**Order number **4901 502 2201**PAGE **361****NEW VARIOCLEAN ECO**

Our special cleaner is 92% composed of ingredients of natural origin, and is ideal for thorough and gentle cleaning of washable PET and PTFE filter elements 4742 703 5900 and 4786 703 5902. Simply spray them with VarioClean Eco, leave it to work for 5 minutes, rinse with water and leave to dry - your filter is now ready to use again. VarioClean Eco is available in 150 ml and 500 ml.



NOZZLE FOR FLOOR CLEANING

(Connection Ø 36 mm)

Universal floor nozzle for wet and dry vacuuming. Height-adjustable.



Width 400 mm
For SE 33 - SE 62
Order number 4901 500 2705

COMBINATION FLOOR NOZZLE

(Connection Ø 36 mm)

With foot-operated switch for smooth surfaces and carpets.



Width 280 mm
For SE 33 - SE 62
Order number 4901 500 2503

FILTER BAGS

5-piece pack. Made from paper.



For SE 33
Order number SE01 500 9000

5-piece pack. Made from strong, tear-resistant fleece.



For SE 62
Order number 4901 500 9004

ALUMINIUM FLOOR NOZZLE

(Connection Ø 36 mm)

For dry vacuuming. Removable brush insert.



Width 330 mm
For SE 33 - SE 62
Order number 4901 500 2700

LARGE-AREA FLOOR NOZZLE

(Connection Ø 36 mm)

For large areas. Aluminium, adjustable height, with replaceable insert.



Width 450 mm
With brush insert for SE 62
Order number 4901 500 2710

Width 450 mm
With rubber lip element for wet vacuuming for SE 62
Order number 4901 500 2711

VACUUM HOSE

Ø 32 mm x 3.5 m, for SE 33-SE 62^①
Order number 4901 500 0518



	Order number	Max. power consumption Pmax (kW)	Max. vacuum (mbar)	Volume flow (l/min)	Weight (kg)	Sound pressure level ^① (dB(A))	Mains voltage (V / phases / Hz)	Rated voltage (V)	Container volume (l)	Suction hose length (m)	Internal hose diameter (mm)	Length of power cord (m)	Wet / dry vacuuming options	Multiple filter system	Filter cleaning, automatic / manual	Pre-filter / paper / fleece filter element	Collection container	Paper / fleece filter bag	Handle with quick-release coupling	Plastic / stainless steel vacuum attachment	Switchable floor nozzle	Universal nozzle, crevice nozzle
CORDLESS HAND VACUUM																						
SEA 20 tool only	NEW SA03 011 7300	-	80	1.026	1.1 ^②	-	-	10.8	0.8	0.5-1.5	29	-	-	•	-	•/•/-	•	•/-	-	•/-	-	•/•
Set SEA 20 with AS 2 + AL 1	NEW SA03 011 7320	-	80	1.026	1.3 ^②	-	-	10.8	0.8	0.5-1.5	29	-	-	•	-	•/•/-	•	•/-	-	•/-	-	•/•
WET AND DRY VACUUM CLEANERS																						
SE 33	SE01 012 4403	1.4	210	3.600	5.4 ^③	73.0	220-240/1-/50/60	-	12	2.0	37	4.0	•	-	-/-	-/-/•	-	•/-	-	•/-	•	-/•
SE 62	4784 012 4402	1.4	210	3.600	7.5 ^③	70.9	220-240/1-/50/60	-	20	2.5	32	5.7	•	•	-/•	-/•/-	-	-/•	•	•/-	•	•/•

• As standard

FILTER ELEMENTS

For upgrade or replacement.

NEW Paper filter for SEA 20
Order number SA03 080 1900



PET filter for SE 33
Order number SE01 703 5900



Strong paper for SE 62
Order number 4709 703 5900



Durable, washable PET liner, ideal for wet vacuum operation for SE 62
Order number 4742 703 5900



For regular or extended periods of wet vacuum operation. Stainless steel, for SE 62
Order number 4901 501 0900



PROFESSIONAL TIP

If you want to get rid of the waste when and where it is generated, it is best to use our adapters for electric power tools. This allows you to connect the vacuum hose of your wet and dry vacuum cleaner directly to tools such as the jigsaw, sander, or planer, provided they offer a vacuum connection.

EXTENSION TUBES

1 unit, 500 mm length. Stainless steel, for SE 33-SE 62
Order number 4901 503 1602



2 units in 500 mm length. Stainless steel, for SE 33-SE 62
Order number 4786 503 1600



2 units in 500 mm length. Aluminium, for SE 33-SE 62
Order number 4901 503 1610



MOVE LARGE VOLUMES OF WATER WITH EASE.

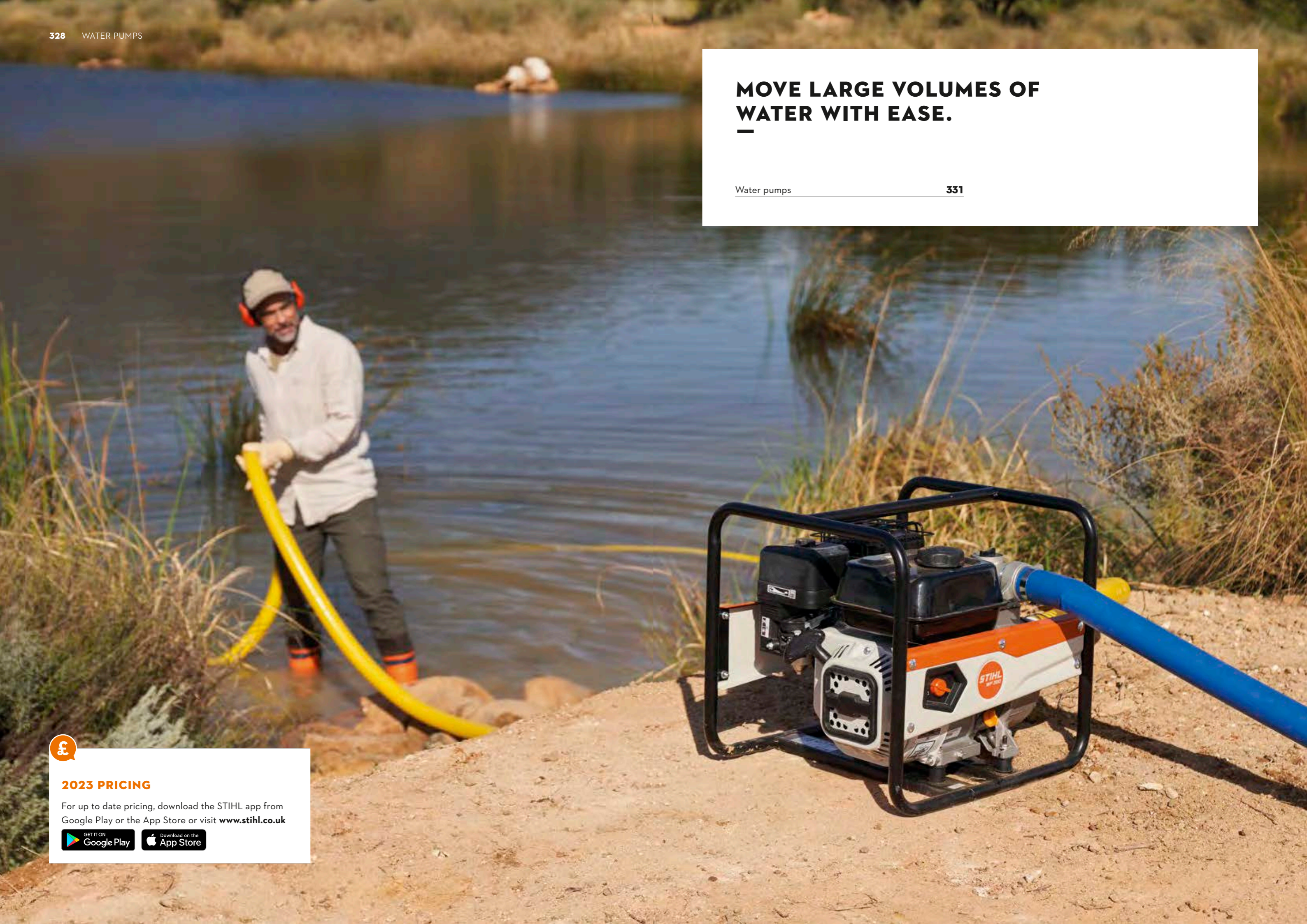
Water pumps

331



2023 PRICING

For up to date pricing, download the STIHL app from Google Play or the App Store or visit www.stihl.co.uk



WATER PUMPS IN DETAIL



TECHNOLOGY

- 01** STIHL EHC MOTOR
The STIHL water pumps are equipped with powerful and reliable 4-stroke petrol engines.
- 02** LOW-OIL PROTECTION
As soon as the oil level falls below what is required for safe operation, the engine switches off automatically.
- 03** ANTI-VIBRATION SYSTEM
The engine and pump housing are connected to the frame via 4 rubber elements. This helps to reduce mechanical stress and ensures smooth running behaviour.

COMFORT

- 04** STURDY FRAME
The robust frame ensures good stability on various surfaces and simultaneously protects the engine against damage.
- 05** COMPACT DESIGN
The compact design enables easy transport and space-saving storage.
- 06** EASY OPERATION, EASY MAINTENANCE
All service-relevant components are easy to access. The air filter can be replaced without the need for tools.

Please note that not all products include the features presented here. Only the most important features are described on this page. For further explanations and information, see from page 448 or online at stihl.co.uk.

WATER PUMPS

- Ideally suited for use in agriculture
- For moving water from rivers, lakes, ponds or other reservoirs - please observe local regulations for withdrawal from surface water
- Self-priming pumps with 2" or 3" connections for medium to large delivery volumes



NEW - AVAILABLE FROM SPRING 2023 WP 300

212 cm³ · max. 37 m³/h · 26.0 kg[Ⓞ]

Versatile water pump with powerful 4-stroke petrol engine and 2" hose connections for moderate delivery volumes up to 37 m³/h. The integrated suction basket protects the pump against damage caused by dirt particles contained in the water. The robust frame of the water pump ensures good stability on various surfaces, and protects the engine against accidental impact and damage. Suction and pressure hose not included in scope of delivery.

Order number **VB03 011 2000**



LOCAL SPECIFICATIONS MUST BE OBSERVED WHEN REMOVING WATER FROM ABOVE-GROUND BODIES OF WATER!

For up to date pricing, please download the STIHL app or visit www.stihl.co.uk

[Ⓞ] Weight excluding fuel





NEW - AVAILABLE FROM SPRING 2023
WP 600

212 cm³ • max. 63 m³/h • 29.0 kg^①

Robust and reliable water pump with powerful 4-stroke petrol engine and 3" hose connections for large delivery volumes up to 63 m³/h. With integrated suction basket to protect the pump against dust particles contained in the water. The robust frame of the water pump ensures good stability on various surfaces and simultaneously protects engine against damage. Suction and pressure hose not included in scope of delivery.

Order number **VB04 011 2000**



MOTO4PLUS

Power tool petrol developed specifically for STIHL small 4-stroke engines. User-friendly and engine-friendly thanks to fewer emissions (free from ethanol; almost no olefins and aromatic compounds). Can be kept in storage for up to five years. Reliable top performance - STIHL small 4-stroke engines and STIHL Moto4Plus are made for each other; all conceivable applications have been rigorously tested.

11 Order number **7009 319 0003** **NEW 20 l** Order number **7009 874 0105**

5 l Order number **7009 319 0002**

i
FOR MORE FLEXIBILITY

To keep the water pumps' area of application as flexible as possible, no hoses are included in the scope of delivery. Please take note of the suitability of dimensionally stable or pressure-stable material when choosing the suction and pressure hose. The interior diameter of the hoses must be appropriate for the water pump connection size (2" or 3"). A suction filter must also be used for the suction hose.

Order number

Engine type

Displacement (cm³)

Rated output (kW/hp)

Max. working speed (rpm)

Tank volume (l)

Weight^① (kg)

Hose connection (inches)

Max. flow capacity (m³/h)

Max. volume flow (l/min)

Max. pressure head (m)

Max. suction head (m)

Max. delivery pressure (bar)

Guaranteed sound power level (dB(A))

Measured sound pressure level (dB(A))

Sound pressure level uncertainty^② (dB(A))

WATER PUMPS

WP 300	NEW	VB03 011 2000	STIHL EHC 605	212	4.4/6.0	3,600	3.6	26.0	2	37	615	33	7	3	101	86	2
WP 600	NEW	VB04 011 2000	STIHL EHC 605	212	4.4/6.0	3,600	3.6	29.0	3	63	1,050	31	7	3	103	87	3

① Net weight excluding fuels and lubricants
② Uncertainty in accordance with Directive 2006/42/EC



REDUCE GARDEN WASTE WITH EASE.

Find the perfect garden shredder for you **337**

Garden shredders and accessories **338**



2023 PRICING

For up to date pricing, download the STIHL app from Google Play or the App Store or visit www.stihl.co.uk



GARDEN SHREDDERS IN DETAIL



TECHNOLOGY

01 TWIN-CHAMBER SYSTEM

Two individual feed openings enable both harder branch material and mixed, softer shredding material to be processed. Each chamber is equipped with special blades to handle the material fed in.

REVERSAL MECHANISM

The rotational direction of the shredding blades can be changed via the rotary switch. In the clockwise direction, hard material such as branches are shredded, while in the anti-clockwise direction, tearing blades transform soft plant trimmings into compost. This effectively helps to protect the blades.

02 BLADE CONSTRUCTION

Provides optimum material shredding with low vibration. Additional wing blades and ripping blades further enhance the shredding process.

CONVENIENCE

03 SOUND-PROOFED FEED CHUTE

The sound-proofed feed chute minimises the working noise during shredding.

04 ONE-CLICK/ONE-TURN SAFETY SWITCH

Both the ON button and the safety switch are integrated directly into the chute locking screw. A single turn stops the motor immediately.

05 CLOVERLEAF OPENING

The cloverleaf opening in the chute makes feeding branches quick and easy. Soft material can be inserted through the wider opening.



FIND THE PERFECT GARDEN SHREDDER FOR YOU

When choosing an appropriate garden shredder, the first step is to decide whether you would like a petrol-driven or electric shredder. In addition, factors such as the work volume, properties of the material to be shredded (soft/hard), and the maximum branch thickness to be shredded must be taken into account.

If large quantities of shreddable material are to be processed, a **petrol shredder** is the right choice for you. Wherever you need to use them, their very high-performance petrol engines give them sufficient power reserves to shred even thicker branches.

On the other hand, the wide product range of high-throughput **electric shredders** available means you can find the tool you need for a wide variety of applications. From occasional shredding of small quantities of green cuttings to regularly processing thicker branches, you're sure to find the right model for the task at hand. There are also quiet models in the range, for use in noise-sensitive areas.

MODEL RECOMMENDATION BASED ON SHREDDING MATERIAL

This overview provides a guide for the processing volume and type of shredding material for each model. The S models are particularly well-suited for branch material.

GARDEN SHREDDER	TYPE OF SHREDDING MATERIAL		PROCESSING VOLUME	
	MIXED	HARD	MIXED	HARD
PETROL SHREDDERS				
GH 370 S	●	●	-----	
GH 460	●	●	-----	
ELECTRIC SHREDDERS				
GHE 105	●	●	-----	
GHE 150	●	●	-----	
GHE 250	●	●	-----	
GHE 355	●	●	-----	

● Hard material: Branches, twigs, woody hedge trimmings, etc.
● Mixed soft material: Flower cuttings, leaves, thin twigs, etc.

Please note that not all products include the features presented here. Only the most important features are described on this page. For further explanations and information, see from page 448 or online at www.stihl.co.uk.



GARDEN SHREDDERS AND ACCESSORIES

- For chipping and shredding hard and soft material
- Powerful electric motors and petrol engines
- Efficient chipper blades and shredding systems
- Large selection of models

For up to date pricing, please download the STIHL app or visit www.stihl.co.uk



GH 370 S[Ⓢ] CHIPPER

196 cm³ • 3.4 kW / 4.6 hp

Powerful chipper for processing branch material. New STIHL EVC 1000 engine. For processing thicker branches up to diameter of 45 mm. The wide chassis allows the machine to be easily transported around the garden, making this petrol chipper the ideal choice for large plots of land and for gardens without a power supply.

Order number **6001 200 0010**



GH 460 CHIPPER/SHREDDER

352 cm³ • 6.5 kW / 8.8 hp

Powerful petrol chipper/shredder for a high volume of thick branches up to 60 mm in diameter and soft material. New STIHL EVC 1000 engine. The large rubber tyres make this chipper/shredder easy to transport around the garden. Ideal for processing large amounts of shredding material. With twin-chamber system, sandwich-type blade unit and "One click / One turn" safety switch.

Order number **6012 200 0011**



APPROPRIATE FUELS AND LUBRICANTS

SEE FROM **PAGE 352**

For up to date pricing, please download the STIHL app or visit www.stihl.co.uk



GHE 105[Ⓢ] CHIPPER/SHREDDER

230 V • 2.2 kW

Compact electric machine for chipping small branches up to 35 mm and shredding soft material such as leaves or plant trimmings. The cloverleaf design provides two feed openings, one for harder branch material and the other for soft shredding material.

Order number **6007 011 1192**




GHE 150[Ⓢ] CHIPPER

230 V • 2.0 kW

Compact electric chipper with powerful electric motor for material up to 35 mm in diameter. A short, inclined feed chute and cloverleaf opening make feeding easy and effortless. The Multi-Cut system features a noise reducing blade disc and reversible cutting blades for added longevity.

Order number **6008 011 1132**



GHE 250 CHIPPER/SHREDDER

230 V • 2.0 kW

Multi-purpose electric chipper/shredder for chipping branches up to 30 mm in diameter and shredding soft materials such as flower cuttings and leaves with ease. The Multi-Cut 250 system helps to reduce noise levels and features a range of different shaped blades for efficiently processing a large variety of garden materials.

Order number **6008 011 1017**



GHE 355 CHIPPER/SHREDDER

230 V • 2.0 kW

This powerful combination electric chipper/shredder will process large volumes of hard and soft garden waste. The patented blades reversal mechanism allows you to easily switch between processing different materials at the flip of a switch. The clockwise rotation will efficiently chip branches up to 35 mm, whilst the anti-clockwise blade rotation tears and shreds up plant trimmings. Featuring sturdy wheel chassis and handle for easy transport, long, inclined chute with large opening and durable aluminium chamber.

Order number **6011 011 1022**

S = Chipping Ⓢ Particularly well-suited to branches



MOTO4PLUS

Power tool petrol developed specifically for STIHL small 4-stroke engines. User-friendly and engine-friendly thanks to fewer emissions (free from ethanol; almost no olefins and aromatic compounds). Can be kept in storage for up to five years. Reliable top performance – STIHL small 4-stroke engines and STIHL Moto4Plus are made for each other; all conceivable applications have been rigorously tested.

- 11 Order number **7009 319 0003** **NEW 201** Order number **7009 874 0105**
- 51 Order number **7009 319 0002**



CHIPPER CONVERSION CHUTE - GHE 250

Inclined feed chute including Multi-Cut 150, for GHE 250 to turn it into a dedicated chipper for hard material.



ATZ 150 for GHE 250
Order number **6903 007 1013**

CHIPPER CONVERSION CHUTE - GH 370

Including feed chute Multi-Cut 370 S, for GH 370 to turn it into a chipper for branch material.



ATZ 300 S for GH 370
Order number **6903 007 1003**

SHREDDER BAG

Self-supporting, for all shredders except GH 460.



AHB 050, 50 l
Order number **6903 760 2546**

Order number

Max. branch thickness (Ø in mm)

	Order number	Max. branch thickness (Ø in mm)	Engine type	Displacement (cm³)	Rated output (W)	Rated output (kW / hp)	Working speed (rpm)	Rated voltage	Cutting tool (rated speed)	Weight (kg)	Guaranteed sound power level L _{WA} (dB(A))	Measured sound pressure level L _{pA} (dB(A))	Uncertainty factor sound pressure level K _{pA} (dB(A))	2-chamber system	Sandwich blade unit	Turning technology	Gloverleaf opening	One click / One turn safety switch
PETROL SHREDDERS																		
GH 370 S ^①	6001 200 0010	45	STIHL EVC 1000	196	-	3.4 / 4.6	2,400	-	Multi-Cut 370	40 ^②	103	94	3	-	•	-	-	-
GH 460	6012 200 0011	60	STIHL EVC 1000	196	-	6.5 / 8.8	2,400	-	Multi-Cut 450	59 ^②	104	96	3	•	•	-	-	•
ELECTRIC SHREDDERS																		
GHE 105 ^①	6007 011 1192	35	-	-	2,200	-	-	230 V-	Multi-Cut 103 (2,800 rpm)	19	104	93	3	-	-	-	•	-
GHE 150 ^①	6008 011 1132	35	-	-	2,000	-	-	230 V-	Multi-Cut 150 (2,800 rpm)	26	99	89	2	-	•	-	•	-
GHE 250	6008 011 1017	30	-	-	2,000	-	-	230 V-	Multi-Cut 250 (2,800 rpm)	27	103	92	3	-	•	-	-	-
GHE 355	6011 011 1022	35	-	-	2,000	-	-	230 V-	Multi-Cut 355 (2,750 rpm)	30	100	94	3	-	•	•	-	-

• As standard S = Chipping

① Particularly well-suited to branches
 ② Uncertainty factor K_{pA} in accordance with Dir. 2006/42/ECRS
 ③ Net weight excluding fuels and lubricants



PAGE **337**
FIND THE GARDEN SHREDDER FOR YOUR REQUIREMENTS





ACCESSORIES



SMART SOLUTIONS



FUELS, LUBRICANTS
AND SERVICE KITS



PERSONAL PROTECTIVE
EQUIPMENT



HAND TOOLS AND
FORESTRY TOOLS

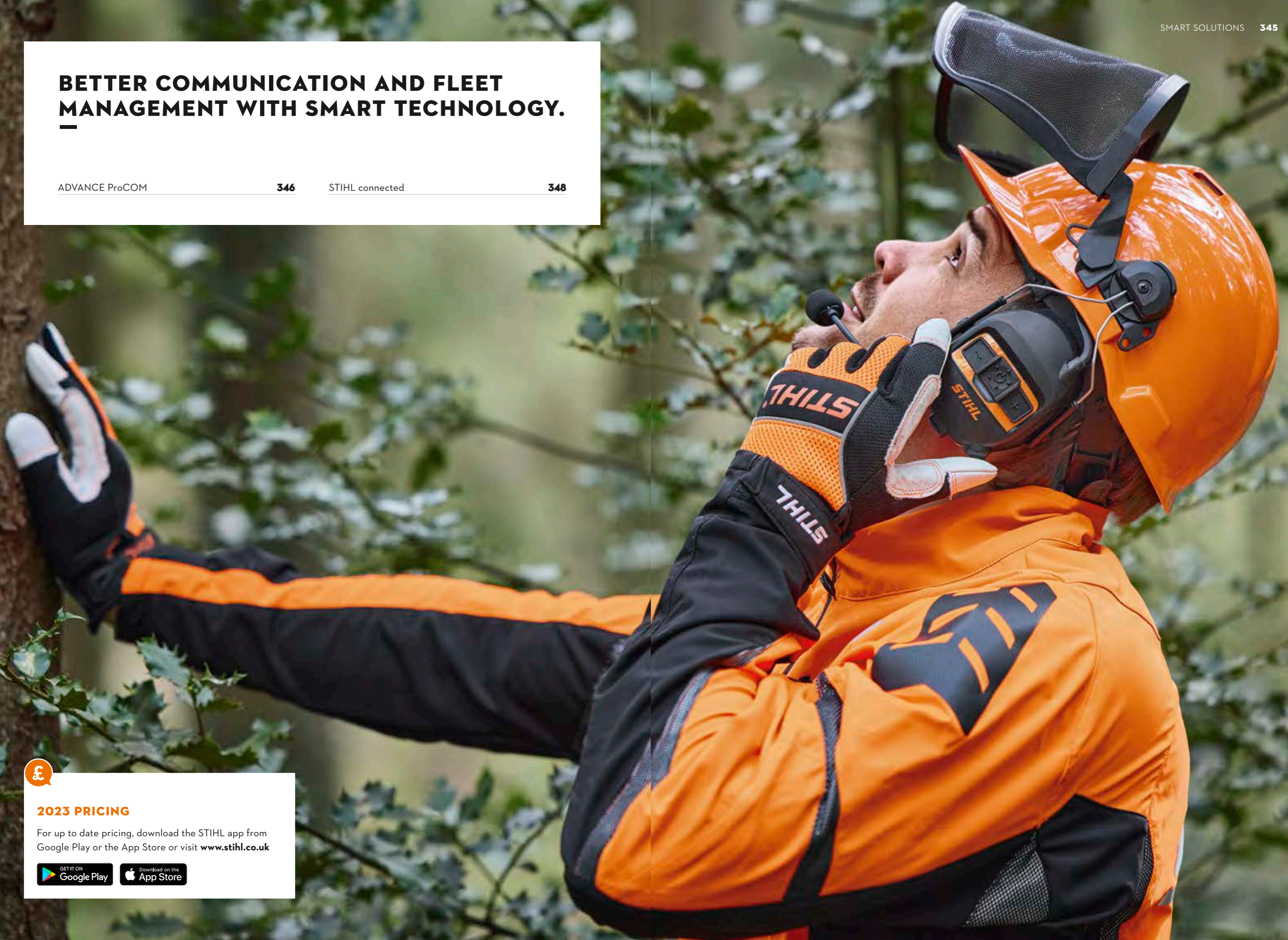
BETTER COMMUNICATION AND FLEET MANAGEMENT WITH SMART TECHNOLOGY.

ADVANCE ProCOM

346

STIHL connected

348



2023 PRICING

For up to date pricing, download the STIHL app from Google Play or the App Store or visit www.stihl.co.uk



ADVANCE PROCOM




SMART, EFFICIENT, COMFORTABLE COMMUNICATION

The STIHL ADVANCE ProCOM conference system allows for clear communication with up to 16 other headsets in noisy environments. Bluetooth® connectivity links the headset to a phone, allowing the user to listen to music and answer calls with the touch of a button. ProCOM packs in plenty of other features too, such as radio functionality, app customisation and an optional ambient mode that allows the user to clearly hear their nearby environment, and react to hazards such as traffic or plant machinery. For more information visit blog.stihl.co.uk.

VERSIONS:



ADVANCE ProCOM headband version
EN 352, SNR 32
Order number
0000 884 0544



NEW
ADVANCE X-Vent ProCOM
EN 352, EN 397,
EN 1731, SNR 31
Order number
0000 888 0813




ADVANCE ProCOM helmet version [Ⓢ]
EN 352, SNR 31
Order number
0000 889 8011





MORE INFORMATION ON THE VARIANTS
SEE FROM **PAGE 400**


SMART FUNCTIONS MADE EASY:


TECHNOLOGY

 Using intercom mesh technology, up to 16 people can be linked and communicate using ADVANCE ProCOM. Channels for certain teams can be set up in the ADVANCE ProCOM App, available to download on to your phone.


 Communicate over a distance of up to 600 m between headsets. Each headset also acts as an amplifier, meaning distances of much higher than 600 m can be achieved!


 The ambient sound feature lets you hear the outside world as if you don't have ear defenders on. Once a high volume level is reached (such as a chainsaw at full revs), the headset automatically reduces the perceived sound level to keep you protected.


 A high SNR rating of 31 for extremely high noise protection.


 Thanks to an IP 64 protection rating, sweat, dirt, and rain cannot harm the headset's electronics.

COMFORT


 **ERGO DESIGN** Simple, intuitive control via large buttons, easily pressed and recognised by touch, even while wearing gloves.


 Answer and hang up phone calls with the touch of a button.

 **PRO COM APP** Additional settings (e.g. microphone sensitivity, volume levels) can be adjusted in the ProCOM app.

 Option to pair hand-held devices via Bluetooth® to extend the range, and to communicate with users who do not use ADVANCE ProCOM.

ENTERTAINMENT

 Integrated FM radio to keep you entertained when working. Music can also be transmitted via any Bluetooth® audio source. Incoming communication from your work group is prioritized over music to maintain clear communication.

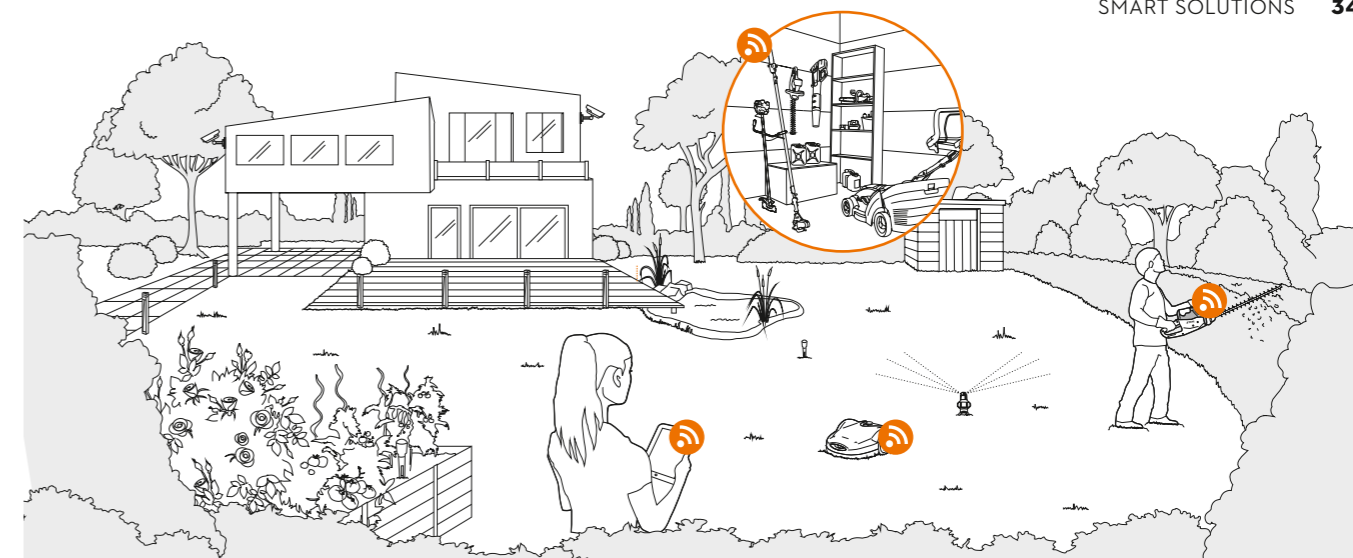
 Smartphone voice assistants can be used by pressing a button on the headset.



Ⓢ In combination with the ADVANCE GPA 28 and GPC 28 face/ear protection, the FUNCTION Universal helmet set, and all helmets in the ADVANCE series
Ⓢ Explanation of quality marks on page 455

Ⓢ For all helmets in the ADVANCE series, ADVANCE GPA 28 / GPC 28 face/ear protection and the FUNCTION Universal helmet set





SMART GARDENING TECHNOLOGY, CONVENIENCE, EFFICIENCY

Smart solutions from STIHL offer an intelligent way to manage the maintenance of the machines in your garden shed or professional fleet of tools. All you need to get started is a STIHL Smart Connector and a smart phone or tablet.



STIHL connected records the runtime of each machine, and notifies the user when maintenance tasks are upcoming, due or overdue. Examples could include greasing gearboxes, checking blade conditions or changing fuel filters. Maintenance tasks are bespoke to each machine type, and will ensure safety levels are maintained and down time is reduced.

If you'd rather a certified STIHL dealer complete a more complex maintenance task, the STIHL connected App makes it easy to get in touch. The STIHL connected App is available to download for free from the Google Play Store for Android and the App Store for iOS.

DIGITAL FLEET MANAGEMENT WITH STIHL CONNECTED

ONE SYSTEM - MANY ADVANTAGES



SAVE TIME

✔ **QUICK OVERVIEW**

Always have an overview of your power tool fleet

✔ **AUTOMATICALLY RECEIVE POWER TOOL DATA**

No more need to scan or manually make notes

✔ **TRACK POWER TOOL LOCATIONS**

Always know where your power tools were last connected to the App

PUT YOUR MIND AT EASE

✔ **REDUCE DOWNTIME**

More clarity about the condition and maintenance of your power tools

✔ **NOTHING IMPORTANT IS FORGOTTEN**

Remember key events such as safety checks

✔ **MORE INFORMATION**

Notes give you a clear record of your tool history

SAVE MONEY

✔ **KEEP TRACK OF YOUR POWER TOOLS**

No more power tools left behind at the place of use

✔ **OPTIMISE YOUR FLEET SIZE**

Better data about tool usage helps you choose and use the right tools

✔ **ALL INFORMATION ALWAYS TO HAND**

All the right information on the App or on screen - no more paperwork!



STIHL SMART CONNECTOR

The STIHL Smart Connector collects information about the machine. Simply attach it to the tool and it will transfer important power tool data to your tablet or smartphone via Bluetooth®. Smart Connectors can also be used with third party machines too - from drills, to forklifts, to motorbikes!



STIHL CONNECTED APP[Ⓞ]

The free STIHL connected App is your digital tool shed. In it, you have an overview of all of your power tools and can see exactly when any maintenance is due. Smart Connectors can connect to multiple smartphones, meaning even if the tool is shared between a team, information is always up-to-date.



STIHL CONNECTED PORTAL[Ⓞ]

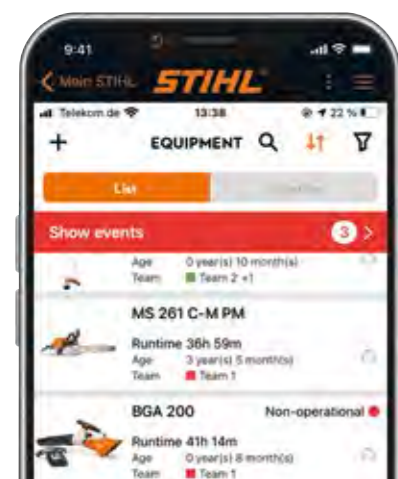
The STIHL connected Portal is a powerful, web based tool for fleet managers and business owners. View all pending and overdue maintenance tasks, see tool locations update in real time, and access records of historical machine usage by date. connect.stihl.com

[Ⓞ] The full software functionality of STIHL connected can currently be used free of charge. Certain functions will in future only be available on payment of a fee. More information is available at www.connect.stihl.com

EVERYTHING AT A GLANCE WITH THE STIHL CONNECTED APP

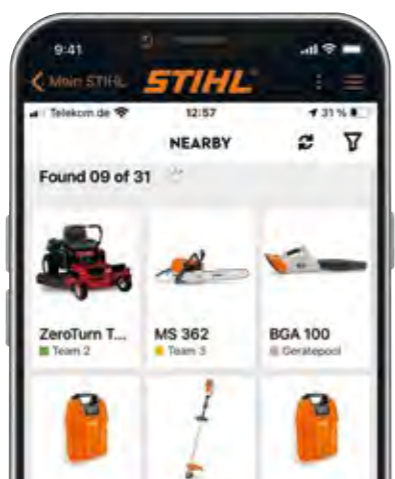
OVERVIEW

Get a complete overview of your entire power tool fleet and view the status of your machines – anytime, anywhere.



ALL PRESENT AND CORRECT

You'll always know which power tools are nearby, and you'll see immediately if anything is missing after off-site jobs.



MAINTENANCE

You'll be informed of any maintenance due, and can set maintenance deadlines directly via the app. Your STIHL dealer can be contacted via the STIHL connected App too, for ultimate convenience.



Combined with the STIHL Smart Connector, the STIHL connected App receives power tool data and passes it on to the STIHL connected Portal via the STIHL Cloud. In addition to accessing power tool data, you can also use the app to view the status and last location of each of your power tools as well as checking if your entire power tool fleet is in the immediate vicinity using the "Nearby" function. The STIHL connected App is available for free download from the Google Play Store for Android and the App Store for iOS.

DETAILED POWER TOOL INFORMATION - WITH THE STIHL CONNECTED PORTAL

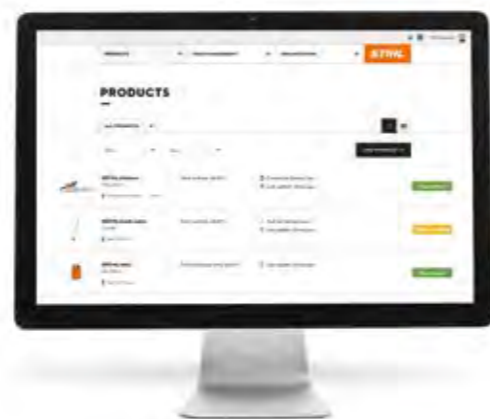
Where are your chainsaws in use?

When does your new clearing saw need maintenance?

The STIHL connected Portal is tailored to the specific requirements of professional users when it comes to fleet management.

With STIHL connected, you always have an overview of the status and location of your power tools. Key operating data for your machines is transferred with the aid of the STIHL Smart Connector, meaning that all power tool data is also available on your computer via the STIHL connected Portal. This makes it possible to analyse the data and send maintenance requests directly to your dealer.

Our AR 2000 L and AR 3000 L backpack batteries come standard with STIHL connected and Bluetooth® built in. This lets you view the charging status and duration of use of your battery.



SMART CONNECTOR


The Smart Connector can be attached to petrol-driven, electric, and cordless products, enabling it to transmit important information about your STIHL power tool via Bluetooth®. It's a fundamental part of the system for power tool management in domestic gardens, with the STIHL connected App, and for full fleet management with the STIHL connected Portal.

Packaging unit 1 piece

Order number **0000 400 4900**

Packaging unit 10 piece(s)

Order number **0000 400 4903**



ATTACHING THE STIHL SMART CONNECTOR TO THE POWER TOOL

The STIHL connected App includes instructions with the best place to attach the STIHL Smart Connector on each fully supported power tool. Mounting should be done either by means of the screws included with the STIHL Smart Connector, or the adhesive pad on the back of it. Alternatively Smart Connector 2 A has designated space built into the housing on selected models.

The STIHL smart connector should be a maximum of 10 cm away from your tools engine or an electromagnetic field in order to register if the machine is on or off. More information can be found at connect.stihl.com



SMART CONNECTOR 2 A

The Smart Connector 2 A connects directly into the control module of selected professional AP System battery machines. Compatible models currently include all 135 models (HLA, FSA, KMA, HTA), RGA 140, HSA 130 R, HSA 130 T, BGA 300 and MSA 300. As well as runtime, Smart Connector 2 A also collects information on the operating speed, the status of individual electronic components and ambient temperature. Also features a real time clock, meaning the data is collected accurately regardless of how often the connector syncs with a smartphone[Ⓞ], so you can see when and for how long the tool was used. Pressing the button on the Smart Connector 2 A gives a quick indication of the status of the machine via an LED light, and highlights if a maintenance task is due. The LED can also be used in conjunction with the STIHL connected App to identify individual machines (by lighting up a LED on the connector) in large fleets.

Packaging unit 1 piece

Order number **CA01 400 4900**

SMART CONNECTOR 2 A IS COMPATIBLE WITH

- | | | |
|---|---|---|
| <input checked="" type="checkbox"/> HLA 135 | <input checked="" type="checkbox"/> FSA 135 R | <input checked="" type="checkbox"/> MSA 300 |
| <input checked="" type="checkbox"/> HTA 135 | <input checked="" type="checkbox"/> FSA 135 | <input checked="" type="checkbox"/> BGA 300 |
| <input checked="" type="checkbox"/> KMA 135 R | <input checked="" type="checkbox"/> RGA 140 | <input checked="" type="checkbox"/> HSA 130 R/T |



PAGE **54**

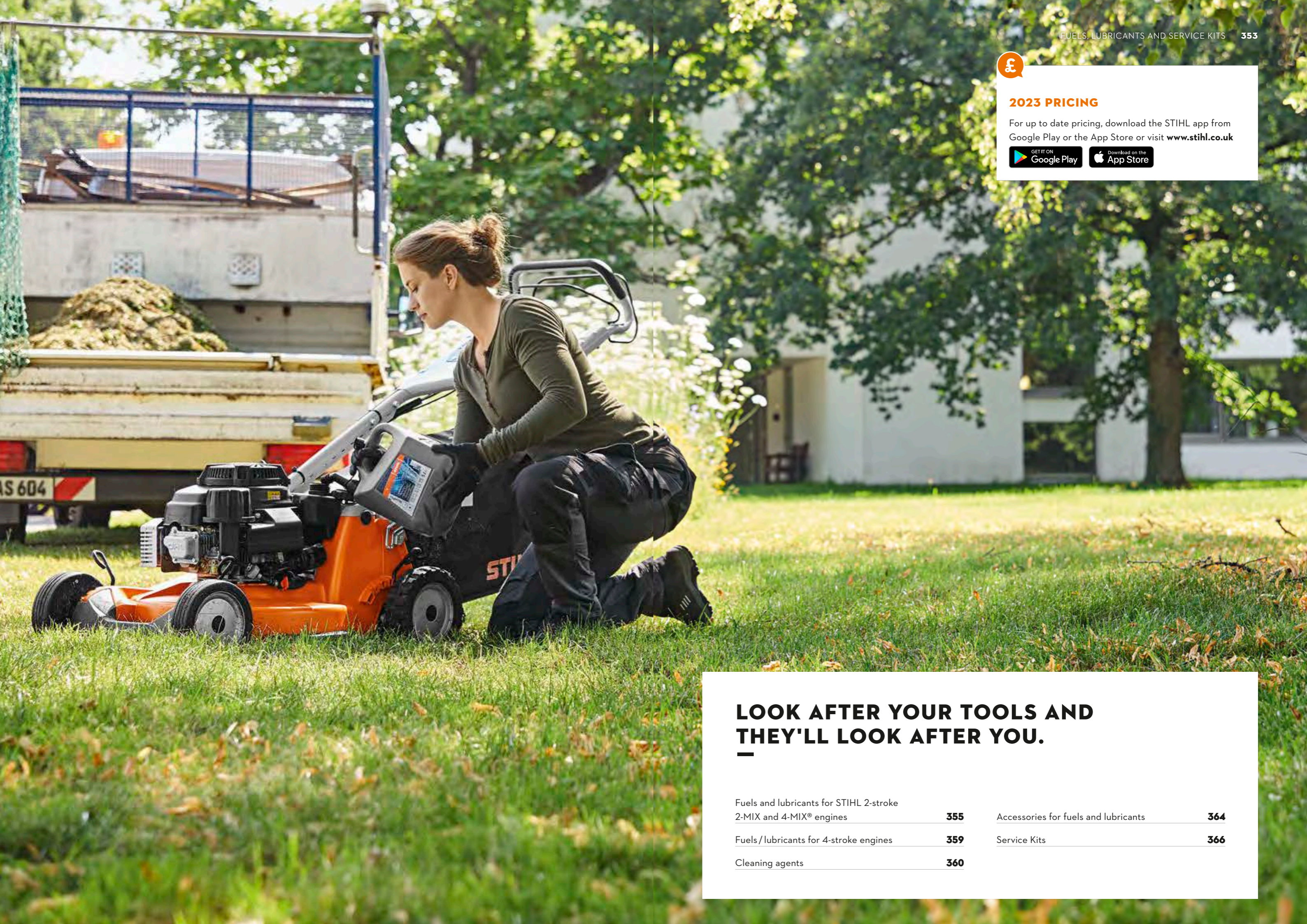
BATTERIES WITH INTEGRATED CONNECTIVITY

The backpack AR 2000 L and AR 3000 L batteries and the new AP 300 S and AP 500 S batteries have STIHL connected built in and can be managed like a power tool; charging status, duration of use, and serial number are displayed in the STIHL connected App and in the STIHL connected Portal.



2023 PRICING

For up to date pricing, download the STIHL app from Google Play or the App Store or visit www.stihl.co.uk



LOOK AFTER YOUR TOOLS AND THEY'LL LOOK AFTER YOU.

Fuels and lubricants for STIHL 2-stroke 2-MIX and 4-MIX® engines	355	Accessories for fuels and lubricants	364
Fuels/lubricants for 4-stroke engines	359	Service Kits	366
Cleaning agents	360		



FUELS AND LUBRICANTS FOR STIHL 2-STROKE 2-MIX AND 4-MIX® ENGINES

- High-quality fuels and lubricants for perfect running behaviour
- Optimum lubrication properties
- Low-residue combustion
- High environmental compatibility

PATENT EP 2031043[Ⓢ]



MOTOMIX FUEL MIXTURE

Test
Ready-mixed fuel (1:50) for all STIHL 2-stroke, 2-MIX and 4-MIX® engines. Optimum performance, excellent cold start properties, maximum acceleration over the entire rpm range, flawless running characteristics even with a sudden rev change, User-friendly and engine-friendly thanks to fewer emissions (free from ethanol; almost no olefins and aromatic compounds). Can be stored for up to 5 years[Ⓢ]. With STIHL HP ultra premium oil for exceptional engine lubrication and extreme cleanliness, fully synthetic and biodegradable for optimal performance and long service life. Reliable top performance - STIHL MotoMix are perfectly coordinated for STIHL 2-stroke and 2-MIX as well as 4-MIX® engines; all conceivable applications have been put through rigorous testing.

11	55 l
Order number 7009 874 0103	Order number 7009 871 0347
5 l	200 l
Order number 7009 874 0100	Order number 7009 871 0348
20 l NEW	
Order number 7009 874 0104	

ACCESSORIES: FILLING SYSTEM FOR FUEL

To easily refuel your STIHL power tools. For MotoMix 5 l canisters, STIHL combination canisters and STIHL petrol canisters up to a maximum of 5 l, suitable for all tank openings Ø > 23.5 mm.



Order number **0000 890 5005**

RELIABLE, STRONG AND CLEAN:

We know what engines need. STIHL has extensive expertise in fuels and lubricants, so we are able to achieve optimum results for people, machines and the environment in the development of our oils, greases and fuels. STIHL fuels and lubricants provide outstanding performance with low wear, and low-pollutant combustion.

THE STIHL PRACTICAL TEST

In field tests, STIHL tools are tested under a wide range of operating conditions.

STIHL OPTIMUM SYSTEM

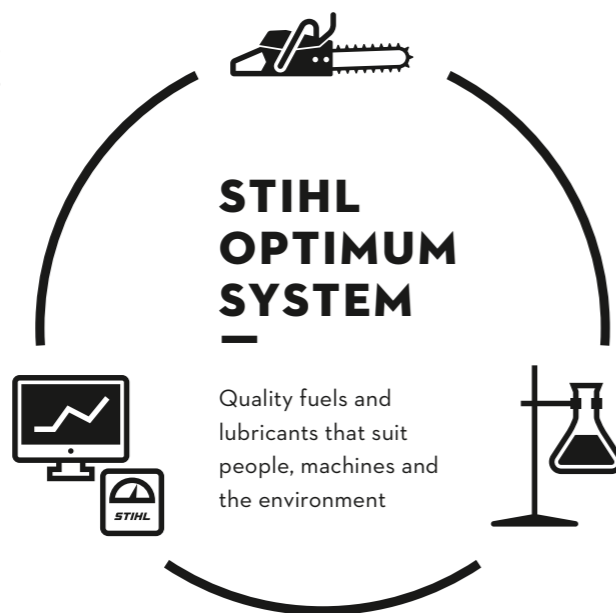
Quality fuels and lubricants that suit people, machines and the environment

STIHL DEVELOPMENT

More than 500 employees work in the cutting-edge STIHL development centre with its in-house laboratory.

STIHL TEST FACILITIES

Across more than 100 test benches, STIHL tools undergo extensive functional tests and long-term trials.



[Ⓢ] Patented in several European countries
[Ⓢ] Explanation of quality marks on page 459

[Ⓢ] Appropriate storage conditions: In technically approved containers with an airtight seal. Store in dry, dark storage conditions where possible, at a room temperature of max. 20°C

£ For up to date pricing, please download the STIHL app or visit www.stihl.co.uk



MOTOMIX 200 L DRUMS

Did you know: STIHL can deliver drums of MotoMix directly to your address. For more information and to place an order, speak to your STIHL Approved Dealer.





HP 2-STROKE ENGINE OIL

Mineral-oil-based engine oil, especially developed for the demanding needs of power tools. Good lubrication and combustion properties, JASO-FB, ISO-L-EGB, fuel/oil ratio 1:50, suitable for all STIHL 2-stroke engines.

100 ml (for 5 l) Order number 0781 319 8401	5 l (for 250 l) Order number 0781 319 8433
1 l (for 50 l) Order number 0781 319 8410	10 l (for 500 l) Order number 0781 319 8434
1 l (for 50 l), measuring bottle Order number 0781 319 8411	



HP SUPER 2-STROKE ENGINE OIL

Semi-synthetic low-smoke oil, specially developed for mixed-lubrication STIHL engines. Outstanding start capability and clean, low-smoke burning. JASO-FD, ISO-L-EGD, fuel/oil ratio 1:50. Recommended for STIHL 4-MIX® engines.

100 ml (for 5 l) Order number 0781 319 8052	1 l (for 50 l), measuring bottle Order number 0781 319 8054
1 l (for 50 l) Order number 0781 319 8053	5 l (for 250 l) Order number 0781 319 8055



HP ULTRA 2-STROKE ENGINE OIL

Fully synthetic oil for long periods of use under the most demanding conditions. Exceptional lubrication properties, low-residue combustion, biodegradable (over 60% in accordance with OECD 301 B), particularly low in sulphur, JASO-FB, ISO-L-EGB, fuel/oil ratio 1:50.

100 ml (for 5 l) Order number 0781 319 8060	5 l (for 250 l) Order number 0781 319 8063
1 l (for 50 l), measuring bottle Order number 0781 319 8061	



PROFESSIONAL TIP

Exceptional lubrication and clean combustion are the most important development specifications for all STIHL engine oils. With consistent use of HP Ultra, a piston that has been running for several hundred hours in the STIHL test lab still looks almost new (see image).



FORESTPLUS CHAIN OIL

Based on high-quality mineral oils. Reliable lubrication, no resinification, even during extended downtime.

1 l Order number 0781 516 6001	NEW 20 l Order number 0781 516 6006
5 l Order number 0781 516 6002	



SYNTHPLUS CHAIN OIL

Semi-synthetic high-performance lubricant prevents wear and resinification during extended downtime. Free-flowing up to -25° C, with high-quality fresh oils.

1 l Order number 0781 516 2000	20 l [Ⓞ] Order number 0781 516 2004
5 l Order number 0781 516 2002	



BIOPLUS CHAIN OIL



Eco-friendly oil derived from plants, with superior lubricating and adhesive properties. Faster biodegradability in soil, awarded the European Ecolabel among others, tested according to OECD 301 B. The BioPlus canister consists of at least 25% recycled material.

1 l Order number 0781 516 3001	20 l [Ⓞ] Order number 0781 516 3007
5 l Order number 0781 516 3004	

POURING AIDS FOR CHAIN OIL



For easy, clean dosing and refilling.

For 20 l bottles Order number 0000 881 0119
--



STIHL CHAIN OIL - FOR SMOOTH WORK

Our ForestPlus, SynthPlus and BioPlus chain oils are ideally suited to STIHL chainsaws and cutting attachments. Sufficient supply of chain lubricant effectively lubricates the cutting attachment, to minimise abrasion and wear to the saw chain and guide bar. STIHL chain oils prevent the formation of corrosion on the cutting attachment and, even if the chainsaw is stored for a long time, ensure that the cutting tool does not become sticky or gummed up.

In addition to its excellent lubrication and adhesion properties, BioPlus chain oil is also impressively environmentally friendly – as proven by its European Ecolabel. The oil is plant-derived in its manufacture, is biodegradable and is not classified as hazardous to water.

The ideal compatibility of all STIHL chain oils with our chainsaws and cutting attachments is proven through extensive internal and external testing under a huge range of conditions – always with the goal of delivering the highest level of quality to our customers, not only in our power tools but also our fuels and lubricants. STIHL chain oils have a long shelf life of 3 to 7 years[Ⓞ].

Lubrication
Cleanliness
Deposit build-up protection
Corrosion protection
Miscibility up to ethanol content of 25%[Ⓞ]

Special features

Recommendation

2-STROKE ENGINE OILS							
Oil	Lubrication	Cleanliness	Deposit build-up protection	Corrosion protection	Miscibility up to ethanol content of 25% [Ⓞ]	Special features	Recommendation
HP	+	+	+	+	Yes	Good lubrication and combustion properties	High-quality engine oil
HP SUPER	++	+++	+++	++	Yes	Low-smoke, very good miscibility	Top engine oil for long service life
HP ULTRA	+++	+++	+++	+++	Yes	Biodegradable, ash-free burning	The best STIHL engine oil for cleanliness and long engine service life

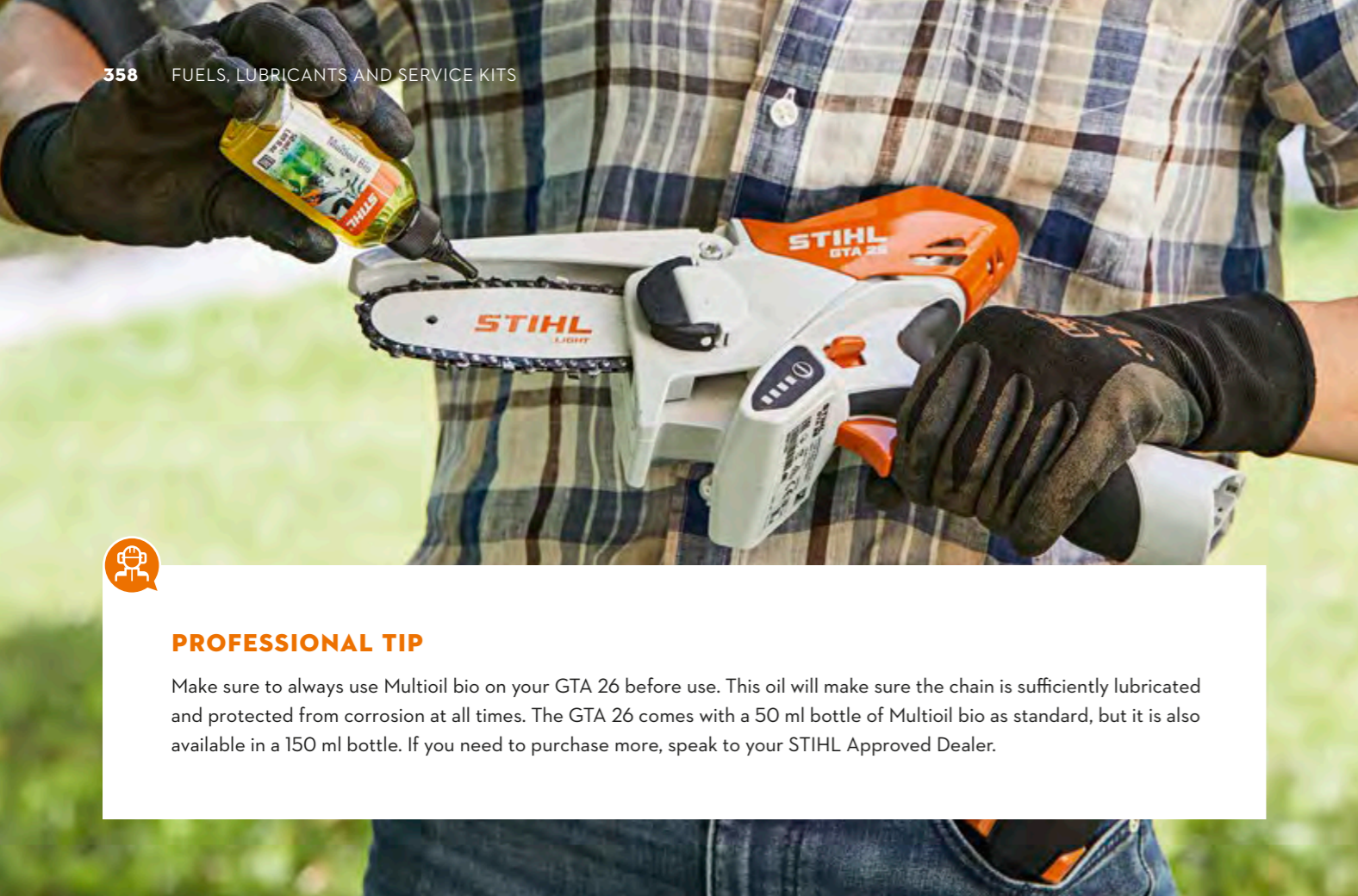
Base oils
Lubrication
Special features
Shelf life (years)
Free-flowing in the cold up to (°C)

CHAIN OILS						
Oil	Base oils	Lubrication	Special features	Shelf life (years)	Free-flowing in the cold up to (°C)	Recommendation
FORESTPLUS	Mineral	Good	-	3	-15	
SYNTHPLUS	Synthetic and mineral	Very good	High-performance oil	7	-25	
BIOPLUS	Plant-based oil	Good	Environmentally friendly, biodegradable	4	-20	

+ Suitable
++ Good suitable
+++ Highly suitable
Ⓞ Please observe the tool's safety instructions
Ⓞ Explanation of quality marks on page 459

For up to date pricing, please download the STIHL app or visit www.stihl.co.uk





PROFESSIONAL TIP

Make sure to always use MultiOil bio on your GTA 26 before use. This oil will make sure the chain is sufficiently lubricated and protected from corrosion at all times. The GTA 26 comes with a 50 ml bottle of MultiOil bio as standard, but it is also available in a 150 ml bottle. If you need to purchase more, speak to your STIHL Approved Dealer.



MULTIOIL BIO

Multi-functional oil with a diverse range of uses. Can be used as a lubricant (for example with GTA 26 pruner), cleaner, corrosion protection, rust protection, and creep oil. Cannot be used as a chain lubricant for chainsaws. The oil has an eco-friendly composition, as it is produced 90% from renewable raw materials and is 90% biodegradable. Natural oil base, does not resinify.

50 ml	150 ml
Order number 0782 516 8500	Order number 0782 516 8504

GREASE GUN

For very precise lubrication.



Order number 1108 890 2500



FS SUPER LUBE

High-performance gear lubricant for all STIHL brushcutters and clearing saws.

Tube, 80 g	Tube, 225 g
Order number 0781 120 1117	Order number 0781 120 1118



MULTI-LUBE

Multi-purpose grease for all STIHL hedge trimmer and electric chainsaw gear systems.

Tube, 80 g	Tube, 225 g
Order number 0781 120 1109	Order number 0781 120 1110

FUELS AND LUBRICANTS FOR 4-STROKE ENGINES

- Smooth power tool operation
- Ideal lubrication of all components
- High environmental compatibility



MOTO4PLUS

Power tool petrol developed specifically for STIHL small 4-stroke engines. User-friendly and engine-friendly thanks to fewer emissions (free from ethanol; almost no olefins and aromatic compounds). Can be kept in storage for up to five years. Reliable top performance - STIHL small 4-stroke engines and STIHL Moto4Plus are made for each other; all conceivable applications have been rigorously tested.

11	NEW 201
Order number 7009 319 0003	Order number 7009 874 0105
51	
Order number 7009 319 0002	



SAE 30 ENGINE OIL

High-performance engine oil for all use conditions for garden power tools with 4-stroke engines, containing high-quality base oils and additives for ideal lubrication and low consumption, API SJ/CF.

600 ml	1.4 l
Order number 0781 309 2002	Order number 0781 309 2003



PROFESSIONAL TIP

When you have finished using your petrol power tool or lawnmower, make sure it is still in the best possible condition for when you come to use it again by following these steps:

- When the engine is cool, safely drain the fuel tank of any remaining fuel.
- Put the fuel cap back on and attempt to start the machine. Repeat this until the engine no longer coughs.
- Store the machine in a secure place away from children.



CLEANING AGENTS

- Formulations coordinated to suit every cleaning task
- Optimum protection against corrosion
- Effective lubricant for various areas of use



SUPERCLEAN

Spray with dual function: Removes resin and dirt, while providing lubrication and corrosion protection.



Can, 50 ml
Order number 0782 420 1001

Can, 300 ml
Order number 0782 516 8101

MULTISPRAY

Multi-functional oil for lubrication and removing dirt and stubborn parts, as well as corrosion protection, contact spray and penetrating oil.



Can, 400 ml
Order number 0730 411 7000

VARIOCLEAN

Special cleaner for dissolving and removing organic oil residues on STIHL power tools and cutting attachments (STIHL HD2, wire and PA filter).



Spray bottle, 500 ml
Order number 0000 881 9400

MULTICLEAN

Special cleaner for dissolving and removing organic oil residues and for cleaning housings and STIHL HD2 filters (white), wire mesh filters (silver) and PA filters (white).



Spray bottle, 500 ml
Order number 0782 516 8200



STIHL VARIOCLEAN ECO HAS BEEN CERTIFIED AS AN ECOLOGICAL CLEANING AGENT BY THE INDEPENDENT INTERNATIONAL CERTIFICATION BODY ECOCERT GREENLIFE®



NEW VARIOCLEAN ECO



Versatile and material-friendly special cleaner that is composed of 92% ingredients of natural origin. With a pleasant fragrance and a bottle that is made from at least 50% recycled material.

Special cleaner for dissolving and removing organic oil residues on STIHL power tools, cutting attachments and air filters on chainsaws and wet/dry vacuums (HD2, wire, PA, PET and PTFE filters).

Spray bottle, 150 ml
Order number 0782 516 8003

Spray bottle, 500 ml
Order number 0782 516 8004

CLEANING AGENTS	APPLICATIONS	EFFECT	REMOVED	INFORMATION ON USE
SUPERCLEAN	Cutting attachments, hedge trimmer blades and chainsaws	Contact spray: - Penetrating oil: - Corrosion protection: ● Lubricant: ●	Oil: - Plant-based oil: - Resin: ● Adhesive residue: - Rust: ● Tar: - Dirt: ●	- Spray into cutting tools after each use. Briefly run the hedge trimmer blade after spraying.
MULTISPRAY	Tools and machines	Contact spray: ● Penetrating oil: ● Corrosion protection: ● Lubricant: ●	Oil: - Plant-based oil: - Resin: - Adhesive residue: ● Rust: ● Tar: ● Dirt: -	- Spray tools and wipe with a cloth.
MULTICLEAN	Plastic, metal, rubber and painted surfaces	Contact spray: - Penetrating oil: - Corrosion protection: - Lubricant: -	Oil: ● Plant-based oil: ● Resin: ● Adhesive residue: - Rust: - Tar: - Dirt: ●	● Spray MultiClean onto a microfibre cloth, for example, and wipe the surface with it.
VARIOCLEAN	Air filters, cutting attachments, blades, circular saw blades, and machine housing	Contact spray: - Penetrating oil: - Corrosion protection: - Lubricant: -	Oil: ● Plant-based oil: ● Resin: ● Adhesive residue: - Rust: - Tar: - Dirt: ●	● Spray tools and power tools, wash off with water after 3 to 5 minutes of exposure time, and dry with a cloth. Then protect cutting attachments and tools against corrosion using MultiSpray.
VARIOCLEAN ECO NEW	Air filters, cutting attachments, blades, circular saw blades, and machine housing	Contact spray: - Penetrating oil: - Corrosion protection: - Lubricant: -	Oil: ● Plant-based oil: ● Resin: ● Adhesive residue: - Rust: - Tar: - Dirt: ●	● Spray tools and power tools, wash off with water after 3 to 5 minutes of exposure time, and dry with a cloth. Then protect cutting attachments and tools against corrosion using MultiSpray.

For up to date pricing, please download the STIHL app or visit www.stihl.co.uk

① ECOCERT "Natural detergents" explanation available at detergents.ecocert.com
 ② Explanation of quality marks on page 455

● Suitable

NEW MS CARE & CLEAN KIT

Cleaning and maintenance kit for STIHL chainsaws. For effective and gentle cleaning of surfaces, sprocket covers, cylinder fins, guide bars, oil holes, and HD2 air filters.

- 1 × VarioClean Eco, 150 ml
- 1 × Cleaning brush with groove cleaner



Order number 0782 516 8606

NEW MS CARE & CLEAN KIT PLUS

- 1 × VarioClean Eco, 500 ml
- 1 × Cleaning brush with groove cleaner
- 1 × Microfibre washbag for HD2 filter



Order number 0782 516 8607

HS CARE & CLEAN KIT

For the maintenance and care of STIHL shears, hedge trimmers and long-reach hedge trimmers. For effective cleaning of the cutting attachments and blades.

- 1 × Superclean, 50 ml
- 1 × Multi-lube, 40 g



Order number 0782 516 8603

NEW HS CARE & CLEAN KIT PLUS

- 1 × Superclean, 300 ml
- 1 × Multi-lube, 80 g



Order number 0782 516 8604

PERFECT FOR CLEANING YOUR CHAINSAW

If you're a forestry professional, your chainsaw is your best friend – so why not keep it performing at its best! The MS Care & Clean Kit is the perfect companion for cleaning the intricate parts of your chainsaw, including the air filter, guide bar, sprocket cover and cylinder fins. The kit comes with our new VarioClean ECO, a versatile cleaner that's made up from ingredients of natural origin and a spray bottle that is made from recycled material. It's ideal for clearing dirt from the surface of your saw, as well as cleaning the air filter and cutting attachments. A cleaning brush is also included which is handy for getting to those difficult to clean areas, such as the oil pickup hole and the bar grooves. And for those that want a little bit more, there's also the MS Care & Clean Kit PLUS, which comes with a larger bottle of VarioClean ECO, a cleaning brush and an additional microfibre washbag for cleaning the HD2 filter in your washing machine!



RM CARE & CLEAN KIT

Cleaning and care kit for iMOW® and lawn mowers. For effective cleaning of the housing, mower unit, and iMOW® docking station.

- 1 × MultiClean, 500 ml
- 1 × Cleaning brush with scraper
- 1 × Microfibre cloth (grey)



Order number 0782 516 8600



PERFECT FOR CLEANING YOUR LAWN MOWER

STIHL lawn mowers are your reliable assistant when it comes to a beautiful and well-maintained lawn. However, to get the most of your lawn mower, you should give it a little care on a regular basis. Our care and clean kit contains everything you need to do this: the brush is perfect for cleaning the mowing deck as well as the underside of the lawn mower. With STIHL MultiClean, you can remove dirt from the housing without damaging the polymer in the process. You can then complete the final step, using the microfibre cloth to achieve a spotlessly clean finish. You can also use the Care & Clean Kit for maintaining your iMOW® robotic mower!



PERFECT FOR CLEANING YOUR HEDGE TRIMMER

Keep your shears and hedge trimmers performing at their best with our HS Care & Clean Kit. This kit includes Superclean, which is an oil-based cleaner used to lubricate and clean your cutting attachments and hedge trimmer blades. Superclean will dissolve resin, prevent rust, and remove dirt from cutting blades. It's best used when you've finished using your tool. After use, spray it on to the hedge trimmer blades and run them up for 3-5 seconds to maximise results the next time you go to use them. Alongside Superclean, the kit comes with Multi-lube for greasing the gear system on your hedge trimmer (we recommend doing this after 25 hours of use). The kit is also available in a larger version, the HS Care & Clean Kit PLUS, which includes a 300 ml can of Superclean and an 80 g tube of Multi-lube for longer lasting results!



FS CARE & CLEAN KIT

For the maintenance and care of STIHL grass trimmers, brushcutters and clearing saws. For effective cleaning of the tool and machine.

- 1 × Multispray, 50 ml
- 1 × FS Super lube, 40 g



Order number 0782 516 8601

NEW FS CARE & CLEAN KIT PLUS

- 1 × Multispray, 400 ml
- 1 × FS Super lube, 80 g
- 1 × VarioClean 500 ml



Order number 0782 516 8602

PERFECT FOR CLEANING YOUR BRUSHCUTTER

To maintain the high performance of your STIHL grass trimmer, brushcutter or clearing saw, a little extra care from our FS Care & Clean Kits will go a long way. With everything you need included, this kit is an efficient and effective way to keep your tools performing at their best. The FS Care & Clean Kit includes a bottle of Multispray which is a multi-functional spray that will clean and protect, creating a hard, protective film on the tools surface – preventing corrosion and rust. It's a handy and versatile spray and a must have for maintaining your tools. The kit also includes a tube of FS Super lube for lubricating the gear system of your clearing saws and brushcutters. And if you're a more frequent user, why not check out the FS Care & Clean Kit PLUS which includes a larger 400 ml can of Multispray, 80 g of Super Lube and an additional 500 ml of VarioClean – perfect for removing oil residue and cleaning the filter on your machine.



ACCESSORIES FOR FUELS AND LUBRICANTS

- Fuel and lubricant transport made easier
- No mess when filling up power tools
- Reliable equipment for domestic as well as professional users



PETROL CANISTER

Containers available in different colours. UN-approved.



5 l, transparent
Order number **0000 881 0232**

5 l, orange
Order number **0000 881 0230**

ACCESSORIES: OUTLET PIPE (SEE IMAGE ABOVE)

Order number **0000 881 0217**

PROFI COMBINATION CANISTER

Professional version with two holders for carrying tools and filling system (tools and filling system not included). Capacity: 5 litres of fuel, 3 litres of chain oil.



Orange
Order number **0000 881 0113**

Transparent
Order number **0000 881 0123**

ACCESSORIES: SPOUT (SEE IMAGE ABOVE)

Black, with cap.

Order number **0000 881 0128**

HOLDERS

For convenient storage of the filling system. For standard combination canisters and smaller 1.5 l versions.



Order number **0000 881 0126**

For convenient storage of the tools. For standard combination canisters.



Order number **0000 881 0127**

For up to date pricing, please download the STIHL app or visit www.stihl.co.uk



FILLING SYSTEM FOR CHAIN OIL

To easily refuel the tool without it overflowing. Suitable for all tank openings with $\varnothing > 23.5$ mm.



Order number **0000 890 5004**

FILLING SYSTEM FOR FUEL

For easy refuelling of your STIHL power tools. For MotoMix 5 l canisters, STIHL combination canisters and STIHL petrol canisters up to a maximum of 5 l, suitable for all tank openings with a $\varnothing > 23.5$ mm.



Order number **0000 890 5005**

METAL CANISTER

Container with UN approval.



20 l, green
Order number **0000 881 0205**

ACCESSORIES: FLEXIBLE SPOUT PORT (NOT PICTURED)

Order number **0000 881 0211**

MIXING BOTTLE

For easy mixing and filling of smaller fuel amounts. Narrow outlet spout, large filler opening, scales on the bottle and on the lid, can be closed.



1 l, transparent
Order number **0000 881 9411**

MEASURING JUG

For preparing fuel mixtures.



100 ml jug for mixing up to 5 l
Order number **0000 881 0186**

500 ml jug for mixing up to 25 l
Order number **0000 881 0182**



MOTOMIX 200 L DRUMS



Did you know: STIHL can deliver drums of MotoMix directly to your address. For more information and to place an order, speak to your STIHL Approved Dealer.



SERVICE KITS

- Service kits for a huge variety of STIHL petrol tools
- Perform simple maintenance tasks yourself
- Each kit includes an air filter, spark plug and fuel filter



CHAINSAW SERVICE KITS



STIHL's chainsaw service kits contain everything needed to carry a routine service on the engine of a STIHL chainsaw. Keeping on top of the maintenance of your tools helps it to maintain optimum performance and the reliability expected of the tool. There is a QR code on the box which can be scanned with a smartphone camera app to take you to how to video's on how to change each component.

Each service kit comes with the following:

- 1 x Air filter
- 1 x Spark plug
- 1 x Fuel filter

Service Kit 4 for MS 881
Order number **1124 007 4102**

NEW Service Kit 6 for MS 170[Ⓞ], MS 180[Ⓞ] non 2-MIX
Order number **1130 007 4100**

Service Kit 8 for MS 193, MS 194
Order number **1137 007 4100**

Service Kit 9 for MS 171, MS 181, MS 211
Order number **1139 007 4100**

Service Kit 11 for MS 261, MS 362[Ⓞ] (machine number 177610358 - 183603946; > 296984305)
Order number **1140 007 4101**

Service Kit 12 for MS 241, MS 362[Ⓞ] (machine number > 183717483), MS 400
Order number **1140 007 4102**

Service Kit 13 for MS 271, MS 291, MS 311[Ⓞ] (machine number > 177198332; > 296246447), MS 391[Ⓞ] (machine number > 177197832; > 295938026)
Order number **1140 007 4103**

Service Kit 14 for MS 462
Order number **1142 007 4101**

Service Kit 15 for MS 231, MS 251
Order number **1143 007 4100**

Service Kit 16 for MS 661
Order number **1144 007 4101**

Service Kit 17 for MS 500i
Order number **1147 007 4101**

NEW Service Kit 45 for MS 170[Ⓞ], MS 180[Ⓞ] 2-MIX
Order number **1130 007 4103**

For up to date pricing, please download the STIHL app or visit www.stihl.co.uk

Ⓞ Before 2018 Ⓞ Before 2015 - check air filter: circular hole Ⓞ Before 2013
Ⓞ From 2018 Ⓞ From 2015 - check air filter: oval hole Ⓞ From 2013
Ⓞ From 2014



POLE PRUNER SERVICE KITS



STIHL's pole pruner service kits contain everything needed to carry a routine service on the engine of a STIHL pole pruner. Keeping on top of the maintenance of your tools helps it to maintain optimum performance and the reliability expected of the tool. There is a QR code on the box which can be scanned with a smartphone camera app to take you to how to video's on how to change each component.

Each service kit comes with the following:

- 1 x Air filter
- 1 x Spark plug
- 1 x Fuel filter

Service Kit 30 for HT 102, HT 103, HT 105
(Also suitable for FS 89, FS 91, FS 111, KM 91, KM 111)
Order number **4180 007 4102**

Service Kit 31 for HT 130, HT 131, HT 133, HT 135
(Also suitable for BT 131, FR 131, FS 131, FS 311, KM 131)
Order number **4180 007 4103**



HEDGE TRIMMER SERVICE KITS



STIHL's hedge trimmer service kits contain everything needed to carry a routine service on the engine of a STIHL hedge trimmer. Keeping on top of the maintenance of your tools helps it to maintain optimum performance and the reliability expected of the tool. There is a QR code on the box which can be scanned with a smartphone camera app to take you to how to video's on how to change each component.

Each service kit comes with the following:

- 1 x Air filter
- 1 x Spark plug
- 1 x Fuel filter

Service Kit 25 for HS 45[Ⓞ] non 2-MIX
Order number **4140 007 4101**

Service Kit 34 for HS 82
Order number **4237 007 4100**

NEW Service Kit 46 for HS 45[Ⓞ] 2-MIX
Order number **4140 007 4102**

NEW Service Kit 48 for HL 94 (Also suitable for FS 94)
Order number **4149 007 4102**



CUT-OFF MACHINES SERVICE KITS



STIHL's cut-off machine service kits contain everything needed to carry a routine service on the engine of a STIHL cut-off machine. Keeping on top of the maintenance of your tools helps it to maintain optimum performance and the reliability expected of the tool. There is a QR code on the box which can be scanned with a smartphone camera app to take you to how to video's on how to change each component.

Each service kit comes with the following:

- 1 x Air filter
- 1 x Auxiliary filter
- 1 x Spark plug
- 1 x Fuel filter

Service Kit 32 for TS 700, TS 800
Order number **4224 007 4100**

Service Kit 35 for TS 410, TS 420, TS 440
Order number **4238 007 4102**



KOMBIENGINE SERVICE KITS



STIHL's KombiEngine service kits contain everything needed to carry a routine service on the engine of a STIHL KombiEngine. Keeping on top of the maintenance of your tools helps it to maintain optimum performance and the reliability expected of the tool. There is a QR code on the box which can be scanned with a smartphone camera app to take you to how to video's on how to change each component.

Each service kit comes with the following:

- 1 x Air filter
- 1 x Spark plug
- 1 x Fuel filter

Service Kit 26 for KM 56 (Also suitable for FS 40, FS 50, FS 56, FS 70, HT 56)
Order number **4144 007 4100**

Service Kit 28 for KM 94
Order number **4149 007 4103**

Service Kit 30 for KM 111 (Also suitable for HT 103, FS 89, FS 91, FS 111)
Order number **4180 007 4102**

Service Kit 31 for KM 131 (Also suitable for HT 133, BT 131, FR 131, FS 131, FS 311)
Order number **4180 007 4103**





BRUSHCUTTER SERVICE KITS

STIHL's brushcutter service kits contain everything needed to carry a routine service on the engine of a STIHL brushcutter. Keeping on top of the maintenance of your tools helps it to maintain optimum performance and the reliability expected of the tool. There is a QR code on the box which can be scanned with a smartphone camera app to take you to how to video's on how to change each component.



Each service kit comes with the following:

- 1 x Air filter
- 1 x Spark plug
- 1 x Fuel filter

Service Kit 26 for FS 40, FS 50, FS 56, FS 70 (Also suitable for HT 56, KM 56)
Order number **4144 007 4100**

Service Kit 30 for FS 89, FS 91, FS 111 (Also suitable for HT 103, KM 91, KM 111)
Order number **4180 007 4102**

Service Kit 31 for FS 131, FS 311, FR 131 (Also suitable for HT 133, KM 131, BT 131)
Order number **4180 007 4103**

NEW Service Kit 41 FS 240, FS 360, FS 361, FS 410, FS 411, FS 460, FS 461
Order number **4147 007 4102**

NEW Service Kit 44 FS 490, FS 491, FS 560, FS 561
Order number **4148 007 4100**

NEW Service Kit 47 FS 38, FS 55 2-MIX
Order number **4140 007 4103**

NEW Service Kit 48 FS 94 (Also suitable HL 94)
Order number **4149 007 4102**



EARTH AUGER SERVICE KIT

STIHL's earth auger service kit contains everything needed to carry a routine service on the engine of a STIHL earth auger. Keeping on top of the maintenance of your tools helps it to maintain optimum performance and the reliability expected of the tool. There is a QR code on the box which can be scanned with a smartphone camera app to take you to how to video's on how to change each component.



Service kit comes with the following:

- 1 x Air filter
- 1 x Spark plug
- 1 x Fuel filter

Service Kit 31 for BT 131 (Also suitable for FR 131, FS 131, FS 311, HT 130, HT 131, HT 133 and KM 131)
Order number **4180 007 4103**



BLOWER SERVICE KITS

STIHL's blower service kits contain everything needed to carry a routine service on the engine of a STIHL blower, vacuum shredder or mistblower. Keeping on top of the maintenance of your tools helps it to maintain optimum performance and the reliability expected of the tool. There is a QR code on the box which can be scanned with a smartphone camera app to take you to how to video's on how to change each component.



Please note, service kit 36 is for BG 86 / SH 86 models produced before 2012 and service kit 37 is for BG 86 / SH 86 models produced after 2013.

Each service kit comes with the following:

- 1 x Air filter
- 1 x Spark plug
- 1 x Fuel filter

Service Kit 36 for BG 56, BG 66, BG 86[Ⓢ] (BG 86 machine number < 290821925), SH 56, SH 86[Ⓢ] (SH 86 machine number < 290657469)
Order number **4241 007 4100**

Service Kit 37 for BG 86[Ⓢ] (machine number > 290871694), SH 86[Ⓢ] (machine number > 291051831)
Order number **4241 007 4101**

Service Kit 38 for BR 350, BR 430, BR 450, SR 430, SR 450
Order number **4244 007 4100**

Service Kit 39 for BR 500, BR 600, BR 700
Order number **4282 007 4100**

Service Kit 40 for BR 800
Order number **4283 007 4101**



Ⓢ Before 2012
Ⓢ After 2013



HOW WILL E10 PETROL AFFECT YOUR STIHL PETROL TOOLS?

We know that many debates have taken place about E10 petrol and how it may affect petrol tools. According to www.gov.uk, E10 petrol has been the standard grade in the UK since summer 2021.

E10 petrol contains up to 10% renewable ethanol. This is intended to help reduce CO₂ emissions, but we know that some may have concerns about how this affects your petrol tools. **We recommend in all of our owners' manuals that you should only use high-quality brand-name petrol with a minimum octane rating of 90, but we can reassure you that petrol with an ethanol content of 10% or less, like the new E10 petrol will not cause a problem with your STIHL petrol tool. In fact, our STIHL M-Tronic engines can still deliver full power when run using petrol with an ethanol content of up to 25% (E25).** If you are concerned about the use of ethanol in your machines, then you can always consider our premium, patented fuel formula, MotoMix. STIHL MotoMix is completely free from ethanol and has virtually no olefins or aromatic compounds. Emission-wise, this makes it a cleaner, more environmentally-friendly choice than regular fuels, plus it lasts longer so you can store it for up to 5 years, which is handy as MotoMix is available in 200 litre drums.

If you still want to use standard petrol, we are happy to reassure you that the new E10 petrol is fine to use in your STIHL petrol tools. You can search for the instruction manual for all current STIHL tools and some older versions on our website, stihl.co.uk, if you want to check any fuel recommendations.

REMEMBER TO ALWAYS CONSIDER THE FOLLOWING:

- Petrol with an ethanol content of more than 10% can cause running problems in engines with a manually adjustable carburettor so should not be used in such engines.
- As with any petrol, we would still recommend not storing your machine with E10 petrol in it, to avoid any blockages in the fuel delivery parts of the tool.
- We recommend that you store E10 fuel for no longer than 30 days in order to minimize the degree of fuel segregation. This is where the moisture in the air binds with the ethanol and settles on the bottom of the canister. This can cause running problems and shaking the container does not completely resolve fuel segregation.
- In some tools, it may also be necessary to readjust the carburettor to compensate for the changed composition of the fuel. We recommend that you visit a STIHL Approved Dealer for this.

MOTOMIX FUEL MIXTURE

PATENT EP 2031043[Ⓢ]

Ready-mixed fuel (1:50) for all STIHL 2-stroke engines. For a full description, see page 355.



11
Order number **7009 874 0103**

51
Order number **7009 874 0100**

NEW 201
Order number **7009 874 0104**

551
Order number **7009 871 0347**

2001
Order number **7009 871 0348**

£ For up to date pricing, please download the STIHL app or visit www.stihl.co.uk

Ⓢ Patented in several European countries
Ⓢ Explanation of quality marks on page 455

**2023 PRICING**

For up to date pricing, download the STIHL app from Google Play or the App Store or visit www.stihl.co.uk

**VERSATILE. FUNCTIONAL. PROTECTIVE.**

Chainsaw and protective clothing	374	Measurements and sizes	395
Power tool protective clothing	386	Safety boots without cut protection	396
High-visibility clothing	388	Chainsaw boots with cut protection	397
Weatherproof and functional clothing	392	Face, ear and head protection, safety glasses, and work gloves	400

PERSONAL PROTECTIVE EQUIPMENT IN DETAIL



Cut protection trousers and chaps (depending on model)

Leather cut protection boots (depending on model)

Rubber cut protection boots (depending on model)

Cut protection jackets (depending on model)

Cut protection gloves (depending on model)

CUT PROTECTION CLASSES ACCORDING TO EN ISO 11393					
CUT PROTECTION CLASS / CLASS 0 (± 16 m/s ^⓪)	-	-	-	-	•
CUT PROTECTION CLASS / CLASS 1 (± 20 m/s ^⓪)	•	•	•	•	•
CUT PROTECTION CLASS / CLASS 2 (± 24 m/s ^⓪)	•	•	-	-	-
CUT PROTECTION CLASS / CLASS 3 (± 28 m/s ^⓪)	-	-	•	-	-

The KWF recommends cut protection class 1.⓪

TECHNOLOGY

- 01 PREMIUM HIGH-TECH FIBRES**
Our personal protective clothing features exclusive details and materials developed in-house with the demands of work in mind. Our hard-wearing high-tech fibres provide superb protection against water, wind and the cold without compromising breathability. OEKO-TEXR® Standard 100 certification confirms that the materials are kind to skin. No matter how hard you work, our protective clothing will you keep going.
- 02 THOUGHTFUL DESIGN**
You'll find technology woven throughout our functional clothing - in fact, our engineers are constantly striving to make it the best it can possibly be. Take a look at the individually adjustable ventilation openings, superb for getting rid of moisture. The specially reinforced fabric in areas that take a lot of stress - like knees and elbows. Not to mention a number of other patent-pending innovations in development.

CONVENIENCE

- 03 MAINTENANCE AND COMFORTABLE WEAR**
No matter how hard you work, it's good to know STIHL protective clothing can keep up with you. You can wash it at 60°C and spin at up to 400 rpm, making it easy to remove stubborn stains like resin. To make sure it's always a pleasure to wear, we test usability, focusing on comfort and freedom of movement through 'stretch' materials, comfortable waistbands and elasticated fabrics. The outer fabrics give superb protection against UV.
- 04 AN EXTENSIVE SIZING RANGE FROM STIHL**
STIHL trousers have been resized to become even more comfortable and form-fitting. Our ADVANCE model series outfits are also perfect for women.

SAFETY

- 05 CUT PROTECTION AND HIGH-VISIBILITY COLOURS**
Product safety is critical to us at STIHL and it's something we take extremely seriously. Large areas of fluorescent orange and reflective elements on our clothing, for instance, make sure you're always seen at work, even in the worst conditions. Cut-resistant inlays have been specially created for every garment, so even the lightest outfits give superb protection. To guarantee 100% peace of mind, our products are inspected according to strict internal criteria as well as being tested by the most exacting certified European institutes. We also work closely with our suppliers, regularly auditing their performance.



WARNING

No personal protective equipment can provide absolute protection from injury. Nor is it a substitute for safe working practices. It is therefore essential to follow the safety instructions in the user manuals for both personal protective equipment and power tools as well as applicable health and safety guidelines.

Please note that not all products include the features presented here. Only the most important features are described on this page. For further explanations and information, see from page 448 or online at stihl.co.uk.

⓪ Chain speeds in test conditions cannot be applied exactly in practice. (The maximum chain speed of a chainsaw cannot be used as a basis here.)
⓫ Additional explanations relating to cut protection areas for cut protection clothing are available on page 453



CHAINSAW AND PROTECTIVE CLOTHING

- For professional forestry workers, arborists, land and forest owners, and those who cut their own firewood
- For optimal protection during forestry work
- Comfortable to wear thanks to innovative materials and meticulous workmanship

For up to date pricing, please download the STIHL app or visit www.stihl.co.uk

FUNCTION SERIES

For working outdoors using a chainsaw for property maintenance or cutting up firewood, protective clothing in the FUNCTION series is the right choice. Specially designed for occasional users, the clothing offers certified cut protection and plenty of practical solutions such as versatile pockets and comfortable ventilation openings.



FUNCTION UNIVERSAL JACKET^①

Practical and comfortable jacket for outdoor use. Features large areas of high-visibility orange for improved safety, breathable material that is comfortable to wear. Anthracite, black and high-visibility orange. With two side pockets and a zip pocket at chest height to enable a smartphone or first-aid set to be stored safely. Freedom of movement at the shoulders and back, robust material on the shoulders and elbows. Ventilation inserts, large STIHL logo on the back. No chainsaw protection.

Sizes	Chest (inch)	Order number
S	36	0088 335 0703
M	39	0088 335 0704
L	42	0088 335 0705
XL	46	0088 335 0706
XXL	49	0088 335 0707

For up to date pricing, please download the STIHL app or visit www.stihl.co.uk



FUNCTION ERGO JACKET^①

Durable and well ventilated jacket for occasional use. Green and high-visibility orange, elastic inserts, with ventilation panels, first aid pocket, two zip pockets on the breast, reinforced elbows, reflective strips and large areas of orange for better visibility, large STIHL logo on the back. No chainsaw protection.

Sizes	Chest (inch)	Order number
S	36	0088 335 0603
M	39	0088 335 0604
L	42	0088 335 0605
XL	46	0088 335 0606
XXL	49	0088 335 0607



FUNCTION UNIVERSAL TROUSERS^①

Practical chainsaw protective trousers, breathable material that is comfortable to wear. Anthracite, black and high-visibility orange. Freedom of movement in the seat and crotch, kidney protection, thorn protection both on the front and rear part of the leg area. Ventilation material on the back of the upper thighs.

Trousers, cut protection class 1, design A (EN ISO 11393)

Sizes	W (inch)	L (inch)	Order number
XS	25-28	31	0088 342 1502
S	28-31	31 1/2	0088 342 1503
M	31-34	32	0088 342 1504
L	34-38	32 1/2	0088 342 1505
XL	38-42	33	0088 342 1506
XXL	42-46	33 1/2	0088 342 1507

^① It is recommended to purchase based on your typical size - jackets have room for under layers to be worn
^② Explanation of quality marks on page 455



FUNCTION ERGO TROUSERS^①

Breathable and flexible chainsaw trousers made from durable materials. Green and high-visibility orange. Elastic inserts, ventilation zips, reinforced knees, reflective strips for good visibility, versatile pockets, two front slit pockets with zips.

Trousers, cut protection class 1, design A (EN ISO 11393)

Sizes	W (inch)	L (inch)	Order number
XS	25-28	31	0088 342 1002
S	28-31	31 1/2	0088 342 1003
M	31-34	32	0088 342 1004
L	34-38	32 1/2	0088 342 1005
XL	38-42	33	0088 342 1006
XXL	42-46	33 1/2	0088 342 1007



DYNAMIC SERIES

For users who spend a lot of time using a chainsaw for demanding work. The forestry protective clothing in the DYNAMIC series offers the right mix of durability and full freedom of movement. This is made possible by the combination of tear-resistant materials, certified cut protection and elastic inserts, as well as practical details like pockets and ventilation openings.



DYNAMIC JACKET ①



Designed to withstand tough environments and more demanding jobs. Anthracite with large areas of high-visibility orange. Soft-shell collar, comfortable stretch insert on the back, reinforced and preformed elbows, elasticated wristbands, breathable material with ventilation zips under the arms, four practical pockets. No chainsaw protection.

Sizes	Chest (inch)	Order number
S	36	0088 335 0903
M	39	0088 335 0904
L	42	0088 335 0905
XL	46	0088 335 0906
XXL	49	0088 335 0907



PROFESSIONAL TIP

If you are unsure and need further guidance on the correct PPE to wear whilst using a chainsaw, you can speak to your local approved STIHL dealer.

£ For up to date pricing, please download the STIHL app or visit www.stihl.co.uk

① It is recommended to purchase based on your typical size - jackets have room for under layers to be worn
② Explanation of quality marks on page 455



DYNAMIC TROUSERS / OVERALL ②



Practical chainsaw protective trousers, breathable material that is comfortable to wear. Anthracite, black and high-visibility orange. Freedom of movement in the seat and crotch, kidney protection, thorn protection both on the front and rear part of the leg area. Ventilation material on the back of the upper thighs.

Trousers, cut protection class 1, design A (EN ISO 11393)

Sizes	W (inch)	L (inch)	Order number
S	28-31	31 1/2	0088 342 2403
M	31-34	32	0088 342 2404
L	34-38	32 1/2	0088 342 2405
XL	38-42	33	0088 342 2406
XXL	42-46	33 1/2	0088 342 2407

Trousers, cut protection class 1, design C (EN ISO 11393)

Sizes	W (inch)	L (inch)	Order number
S	28-31	31 1/2	0088 342 2503
M	31-34	32	0088 342 2504
L	34-38	32 1/2	0088 342 2505
XL	38-42	33	0088 342 2506

Overalls, cut protection class 1, design C (EN ISO 11393)

Sizes	W (inch)	L (inch)	Order number
S	28-31	31 1/2	0088 388 1003
M	31-34	32	0088 388 1004
L	34-38	32 1/2	0088 388 1005
XL	38-42	33	0088 388 1006
XXL	42-46	33 1/2	0088 388 1007



ADVANCE SERIES

The highest quality forestry protective clothing. The ADVANCE series will mean you are perfectly equipped for the forest or the treetops. Particularly light, high-tech fibres ensure that the clothing is lightweight, breathable and provides excellent protection from rain and cold. Features elastic inserts with 2 and 4-way stretch materials for optimum flexibility, practical ventilation openings and well-thought out pocket solutions for accessories. All trousers and jackets in this series go together well. Choose your preferred outfit based on the temperature and type of use. This allows you to assemble your gear to meet your specific requirements.

PERFECT FOR
AUTUMN/WINTER USE



ADVANCE X-SHELL JACKETS[Ⓢ]

Highly elastic, fast-drying and warm arboriculture and forestry jacket. Black areas are water-resistant and breathable, coloured zones are waterproof and breathable. Breast pocket, inner pocket and abrasion protection on the shoulders. Peat colour: with two side pockets. Perfect in combination with ADVANCE X-FLEX Chainsaw trousers, as well as HS MultiProtect and FS TriProtect protective trousers. No chainsaw protection.

 **High-visibility orange / black**

Sizes	Chest (inch)	Order number
XS	33	0088 335 1202
S	36	0088 335 1203
M	39	0088 335 1204
L	42	0088 335 1205
XL	46	0088 335 1206
XXL	49	0088 335 1207

 **Peat/black**

Sizes	Chest (inch)	Order number
S	36	0088 335 1103
M	39	0088 335 1104
L	42	0088 335 1105
XL	46	0088 335 1106
XXL	49	0088 335 1107

PERFECTLY SUITED
TO SUMMER USE



ADVANCE X-VENT JACKET[Ⓢ]



Light and highly breathable protective jacket, especially suited to warmer temperatures or intense physical activity. High-visibility orange and black, silver mesh lining at the back. Underarms and in the pockets for optimal ventilation, water and dirt resistant, large areas of high-visibility orange, reflective areas, one back pocket, sleeve pocket, inside pocket and two breast pockets. Abrasion protection on the shoulders, large STIHL logo on the back. No chainsaw protection.

Sizes	Chest (inch)	Order number
S	36	0088 335 1003
M	39	0088 335 1004
L	42	0088 335 1005
XL	46	0088 335 1006
XXL	49	0088 335 1007

ESPECIALLY LIGHT
FOR SUMMER USE



ADVANCE X-LIGHT TROUSERS[Ⓢ]



Made from ultra-light, extremely breathable AVERTIC™ pro lite cut protection material developed exclusively for STIHL. These chainsaw protective trousers are the lightest trousers in the ADVANCE series. Black, ventilation fabric on the back of the leg make these trousers perfect for hot days, full elasticated crotch with ProElast, closable pockets and reflective areas for better visibility.

 **Trousers, cut protection class 1, design A (EN ISO 11393)**

Sizes	W (inch)	L (inch)	Order number
S	28-31	31 1/2	0088 342 1403
M	31-34	32	0088 342 1404
L	34-38	32 1/2	0088 342 1405
XL	38-42	33	0088 342 1406

PARTICULARLY ROBUST
AND FLEXIBLE



ADVANCE X-FLEX TROUSERS[Ⓢ]



Made from ultra-light, extremely breathable AVERTIC™ pro lite cut protection material made exclusively for STIHL. Six layers of protective material offers Design A and Design C, class 1 chainsaw protection without any compromise on comfort or durability. Specifically designed crotch construction for freedom of movement, hard-wearing outer fabric, elastic and breathable, elasticated and waterproof knee protection, thorn and water protection in the lower leg area, dirt resistant, long ventilation zips on the back of the legs.



Trousers, cut protection class 1, design A (EN ISO 11393)

Sizes	W (inch)	L (inch)	Order number
XS	25-28	31	0088 342 1202
S	28-31	31 1/2	0088 342 1203
M	31-34	32	0088 342 1204
L	34-38	32 1/2	0088 342 1205
XL	38-42	33	0088 342 1206
XXL	42-46	33 1/2	0088 342 1207



Trousers, cut protection class 1, design C (EN ISO 11393)

Sizes	W (inch)	L (inch)	Order number
XS	25-28	31	0088 342 2302
S	28-31	31 1/2	0088 342 2303
M	31-34	32	0088 342 2304
L	34-38	32 1/2	0088 342 2305
XL	38-42	33	0088 342 2306
XXL	42-46	33 1/2	0088 342 2307



ADVANCE SERIES - IDEAL FOR MEN AND WOMEN

The ADVANCE series doesn't just have clever details, designs and functions - it's also suitable for both men and women. Thanks to the elastic materials in the clothing, especially in ADVANCE X-Flex and ADVANCE X-TREEm, the jackets and trousers fit a variety of body shapes perfectly while still allowing for maximum freedom of movement. Developed specially for STIHL, AVERTIC™ pro lite cut protection material is not just breathable, but it's also ultra-light, making garments in this fabric very comfortable to wear. Many of the jackets and trousers in the ADVANCE series are available in a wide range of sizes, meaning all men and women can find the forestry protective clothing that suits them best.



ADVANCE X-TREEm JACKET ①

X-TREEm clothing has been designed specifically for forestry workers and arborists: highly elasticated ProElast material allows freedom of movement and breathability. Black, high-visibility orange and silver. Attachment points for saw guard. Removable sleeves, adjustable ventilation openings for comfortable regulation of body temperature. Ceramic dots on the elbows offer abrasion protection. Outer shoulder zone has grip dot abrasion protection. Large areas of high-visibility orange for excellent visibility. Two breast pockets, one inside pocket and one sleeve. No chainsaw protection.

Sizes	Chest (inch)	Order number
XS	33	0088 335 0802
S	36	0088 335 0803
M	39	0088 335 0804
L	42	0088 335 0805
XL	46	0088 335 0806
XXL	49	0088 335 0807



ADVANCE X-TREEm TROUSERS ②

This unique innovation from STIHL offers unprecedented levels of comfort for cut protection trousers. Less fatigue thanks to ProElast, specially developed for STIHL. Perfect for professional use under extreme conditions. Black, high-visibility orange and silver. Soft and quick-drying inner lining. Hardwearing, dirt and water-resistant materials in the foreleg area and seat make these trousers ideal for forestry work. Ceramic-coated trimmings provide abrasion protection. Light and particularly breathable AVERTIC™ pro lite cut protection material, exclusively developed for STIHL. Flat pockets with zips on the hip, seat and thigh areas. Ventilation openings with zips to regulate body temperature. Braces are included.

Trousers, cut protection class 1, design A (EN ISO 11393)

Sizes	W (inch)	L (inch)	Order number
XS	25-28	31	0088 342 1602
S	28-31	31 1/2	0088 342 1603
M	31-34	32	0088 342 1604
L	34-38	32 1/2	0088 342 1605
XL	38-42	33	0088 342 1606
XXL	42-46	33 1/2	0088 342 1607

For up to date pricing, please download the STIHL app or visit www.stihl.co.uk

① It is recommended to purchase based on your typical size - jackets have room for under layers to be worn
 ② Explanation of quality marks on page 455

THE PERFECT COMBINATION FOR ANY SITUATION

The ADVANCE series offers a system of jackets and trousers, which can be combined in various combinations. Weather conditions and type of application are key when choosing clothing. The ADVANCE X-TREEm clothing plays best to its strengths as a single unit, as it is designed for the specific requirements faced by arborists.

ADVANCE X-SHELL

Fast-drying and insulating materials for use on cold days



ADVANCE X-FLEX

Elasticated protective components for greater ease of movement and robust thorn protection



ADVANCE X-VENT

Highly breathable materials for a comfortable temperature in hotter weather




ADVANCE X-LIGHT

Ultra-light cut protection trousers for particularly comfortable wear



ADVANCE X-TREEm

Extraordinarily comfortable to wear, with functional details - specially developed for arborists



IDEAL FOR OCCASIONAL USE



CHAPS 360° ALL-ROUND LEG PROTECTION

Reinforcements: 65 % polyester, 35 % cotton
Outer fabric and lining: 100 % polyester



For occasional chainsaw use or where there are multiple users. Ventilation material on the back of the thighs, zip that closes at the top, and smooth lining to make the chaps quick to put on and close. Anthracite.

Cut protection class 1, design C (EN ISO 11393)

Sizes	Waist	Length	Order number
XS-M	25" - 34"	31 - 32"Ⓢ	0088 508 0100
L-XXL	34" - 46"	32.5 - 33.5"Ⓢ	0088 508 0101

IDEAL FOR OCCASIONAL USE



360° MS PROTECT ALL-ROUND LEG PROTECTION

Reinforcements: 85 % polyester, 15 % cotton
Outer fabric and lining: 100 % polyester



For occasional chainsaw use or where there are multiple users. Ventilation material on the back of the thigh, zip that closes at the top, and smooth lining to make the chaps quick to put on and close, preformed knees for more comfortable wear. High-visibility orange.

Cut protection class 1, design C (EN ISO 11393)
 Warning protection class 2 (EN ISO 20471)

Sizes	Waist	Length	Order number
XS-M	25" - 34"	31 - 32"Ⓢ	0088 508 0000
L-XXL	34" - 46"	32.5 - 33.5"Ⓢ	0088 508 0001



MS PROTECT ARM GUARD

100% polyester



All-round arm protection for working with chainsaws. High-visibility orange. Very comfortable to wear, breathable due to inserts made from special ventilation material. Comfortable waistband, integrated thumbhole for a more secure fit. 1 pair.

Cut protection class 1 (based on EN ISO 11393)Ⓢ

Order number 0088 544 0010



FS BRACES

82% polyester, 18% elastodiene (natural rubber), loops and back section: leather

Orange, with black STIHL logo. Elasticated braces with elasticated velcro, prevents chafing from the harness, suitable for all sizes.

Length	Width	Order number
110 cm	5 cm	0000 884 1593



PATENT EP 2465369 B1Ⓢ

FS LEG PROTECTION

65% polyester, 35% cotton

Black, patented and breathable additional impact protection for insertion in the inside leg pockets when tackling extreme jobs.

























Length	Order number
50 cm / 20"	0000 885 1801



READY FOR WORK IN A FLASH WITH CHAPS 360° ALL-ROUND LEG PROTECTION

Our Chaps 360° all-round leg protection is the perfect solution for occasional, short periods of chainsaw work. Thanks to the long, smooth-running zip on the back of each leg, you can simply pull the all-round leg protection over your trousers without even needing to remove your shoes. The leg protection chaps can be tightened or loosened at the waist using the broad belt and can be closed easily using the button and zip on the front. The preformed knees and ventilation material on the back of the thighs ensure maximum freedom of movement and a high level of comfort for the wearer. The nine-layer cut protection fabric overlaps at the zip and provides maximum protection.



FUNCTION SERIES		Order number	Sizes	Colour	Cut protection design/ cut protection class	Number of layers	Approx. weight (kg) for size M	Cut protection developed exclusively for STIHL	Elastic waistband	Ventilation openings / ventilation zips/ special ventilation material	Buttons for braces ^① / loops for braces	Slim fit / regular fit	Elastic outer fabric / elastic inserts/ inserts made of ProElast	Durability of outer fabric	Resistance to dirt and water	Breathability	Low temperature protection	UV protection factor EN 13758-2/ UV standard 801	Quality marks  	Material
	FUNCTION UNIVERSAL JACKET	0088 335 07..	S - XXL		-	-	0.6	-	-	-/-/●	-/-	-/●	●/-/-	++	-	++	+	-/60	●/-/-	FUNCTION UNIVERSAL Anthracite, high-visibility orange: 100 % polyester Black: 65 % polyester, 35 % cotton Lining: 100 % polyester
	FUNCTION UNIVERSAL TROUSERS	0088 342 15..	XS - XXL		A/1	9	1.25	-	●	-/-/●	●/-	-/●	●/-/-	++	-	++	+	-/60	●/-/-	
	FUNCTION ERGO JACKET	0088 335 06..	S - XXL		-	-	0.7	-	-	-/-/●	-/-	-/●	-/●/-	++	-	++	+	-/60	-/●/-	FUNCTION ERGO Outer fabric: 65 % polyester, 35 % cotton High-visibility orange: 70 % polyester, 30 % cotton Lining: 100 % polyester
	FUNCTION ERGO TROUSERS	0088 342 10..	XS - XXL		A/1	8	1.4	●	●	-/●/-	●/-	-/●	-/●/-	++	-	++	+	-/60	-/●/-	
DYNAMIC SERIES																				
	DYNAMIC JACKET	0088 335 09..	S - XXL		-	-	0.7	-	-	-/●/-	-/-	-/●	-/●/-	++	+	+++	-	40+/-	-/●/-	DYNAMIC JACKET Outer fabric 50 % polyamide, 50 % cotton High-visibility orange: 70 % polyester, 30 % cotton
	DYNAMIC TROUSERS	0088 342 24..	S - XXL		A/1	7	1.4	-	●	-/●/-	●/-	-/●	-/●/-	+++	++	++	++	-/80	-/●/-	
		0088 342 25..	S - XL		C/1	9	1.5	-	●	-/-/-	●/-	-/●	-/●/-	+++	++	++	++	-/80	-/●/-	DYNAMIC TROUSERS/OVERALL Outer fabric 93 % polyamide, 7 % polyurethane Lining: 100 % polyester
	DYNAMIC OVERALL	0088 388 10..	S - XXL		C/1	9	1.9	-	-	-/-/-	●/-	-/●	-/●/-	+++	++	++	++	-/80	-/●/-	
ADVANCE SERIES																				
	ADVANCE X-VENT JACKET	0088 335 10..	S - XXL		-	-	0.45	-	-	-/-/●	-/-	●/-	●/-/-	++	+	+++	-	40+/-	-/●/-	ADVANCE X-VENT Outer fabric: 100 % polyester
	ADVANCE X-SHELL JACKETS	0088 335 12..	XS - XXL		-	-	0.7	-	-	-/-/-	-/-	●/-	●/-/-	+++	+++	++	+++	40+/-	-/●/-	ADVANCE X-SHELL Outer fabric: 100 % polyester Membrane: polyurethane
		0088 335 11..	S - XXL		-	-	0.7	-	-	-/-/-	-/-	●/-	●/-/-	+++	+++	++	+++	40+/-	-/●/-	
	ADVANCE X-LIGHT TROUSERS	0088 342 14..	S - XL		A/1	6	0.99	●	●	-/-/●	●/-	●/-	●/-/● ^②	+	++	+++	-	40+/-	-/●/-	ADVANCE X-LIGHT Outer fabric: 75 % polyester, 20 % polyamide, 5 % polyurethane Lining: 100 % polyester
	ADVANCE X-FLEX TROUSERS	0088 342 12..	XS - XXL		A/1	6	1.3	●	●	-/●/-	●/-	●/-	●/-/● ^②	+++	+++	+++	-	40+/-	-/●/-	ADVANCE X-FLEX Outer fabric: 89 % polyester, 11 % elastane Lining: 100 % polyester
		0088 342 23..	XS - XXL		C/1	6	1.5	●	●	-/●/-	●/-	●/-	●/-/● ^②	+++	+++	+++	-	40+/-	-/●/-	
	ADVANCE X-TREE_m JACKET	0088 335 08..	XS - XXL		-	-	0.65	-	-	-/●/-	-/-	●/-	●/-/●	++	+++	+++	+	40+/-	-/●/-	ADVANCE X-TREE_m Outer fabric: 80 % polyester, 15 % polyamide, 4 % elastane, 1 % ceramic Lining: 66 % polypropylene, 34 % polyester
	ADVANCE X-TREE_m TROUSERS	0088 342 16..	XS - XXL		A/1	6	1.2	●	●	-/●/-	-/●	●/-	●/-/●	++	+++	+++	+	40+/-	-/●/-	

£ For up to date pricing, please download the STIHL app or visit www.stihl.co.uk

● Available
- Not available

+ Good
++ Very good
+++ Excellent

.. Full order number next to each product description on relevant pages

① Please use braces with clips for models without buttons
② Only in the crotch
③ Explanation of quality marks on page 455



POWER TOOL PROTECTIVE CLOTHING

- For optimum protection when maintaining green areas
- Great user comfort
- High-quality design packed with extra features

For up to date pricing, please download the STIHL app or visit www.stihl.co.uk



FS PROTECT CLEARING SAW PROTECTIVE TROUSERS

Outer fabric: 65% polyester, 35% cotton, lining: 100% polyester

With breathable impact protection. Green. Long ventilation openings at the rear, loops for FS braces, many practical pockets. Also available in high-visibility orange. See FS Protect, high-visibility orange on page 389.

Sizes	W (inch)	L (inch)	Order number
XS	25-28	31	0088 458 0002
S	28-31	31 1/2	0088 458 0003
M	31-34	32	0088 458 0004
L	34-38	32 1/2	0088 458 0005
XL	38-42	33	0088 458 0006
XXL	42-46	33 1/2	0088 458 0007

COMPATIBLE ACCESSORIES:

FS BRACES



SEE PAGE 388

FS LEG PROTECTION



BRACES

82% polyester, 18% elastodiene (natural rubber), loops and back section: leather

Orange with black STIHL logo. With buttons.



Length 120 cm Width 4 cm
Order number 0000 884 1511

82% polyester, 18% elastodiene (natural rubber)

Orange with black STIHL logo. With metal clips with plastic inlay.



Length 110 cm Width 4 cm
Order number 0000 884 1510

Length 130 cm Width 4 cm
Order number 0000 884 1512

For up to date pricing, please download the STIHL app or visit www.stihl.co.uk

COMBINES VERY WELL WITH THE ADVANCE X-SHELL PEAT JACKET



FS 3PROTECT CLEARING SAW PROTECTIVE TROUSERS

Outer fabric: 65% recycled polyester, 35% cotton, lining: 100% polyester

Triple-function trousers: impact protection, and thorn and water resistance. Peat. Excellent breathability, ventilation zips on the back of the thighs, two hip pockets with zips, back pocket and tape measure pocket on the right, thigh pocket with integrated phone pocket on the left.

Sizes	W (inch)	L (inch)	Order number
XS	25-28	31	0088 458 0102
S	28-31	31 1/2	0088 458 0103
M	31-34	32	0088 458 0104
L	34-38	32 1/2	0088 458 0105
XL	38-42	33	0088 458 0106
XXL	42-46	33 1/2	0088 458 0107

COMPATIBLE ACCESSORIES:

FS BRACES



SEE PAGE 388

KNEE PROTECTORS



FS LEG PROTECTION



BRACES

82% polyester, 18% elastodiene (natural rubber), loops: leather

Black with orange STIHL logo. With buttons.



Length 110 cm Width 5 cm
Order number 0000 884 1579

82% polyester, 18% elastodiene (natural rubber)

Black with orange STIHL logo. With metal clips without plastic inlay, for an even better hold.



Length 130 cm Width 5 cm
Order number 0000 884 1576

COMBINES VERY WELL WITH THE ADVANCE X-SHELL PEAT JACKET



HS MULTIPROTECT PROTECTIVE TROUSERS FOR HEDGE TRIMMING

Outer fabric: 65% polyester, 35% cotton, lining: 100% polyester

KWF Innovation Prize 2016

Ideal for hedge trimming work. Peat. Stretch material ensures superb freedom of movement, waterproof knee and hem areas, washed-out look outer fabric, long ventilation zips on the back, trouser legs can be zipped off to 3/4-length trousers, kidney protection.

Sizes	W (inch)	L (inch)	Order number
XS	25-28	31	0088 459 0102
S	28-31	31 1/2	0088 459 0103
M	31-34	32	0088 459 0104
L	34-38	32 1/2	0088 459 0105
XL	38-42	33	0088 459 0106
XXL	42-46	33 1/2	0088 459 0107

COMPATIBLE ACCESSORIES:

FS BRACES



SEE PAGE 388

HS 2-IN-1 LEG PROTECTION



KNEE PROTECTORS



FS LEG PROTECTION



PROFESSIONAL TIP WORKING IN THE RAIN

The FS 3PROTECT has excellent water resistance, making them ideal for working in wet conditions.



COMPATIBLE ACCESSORIES

FS BRACES

82% polyester, 18% elastodiene (natural rubber), loops and back section: leather

Orange, with black STIHL logo. Elasticated braces with elasticated velcro, prevents chafing from the harness, suitable for all sizes.



Length **110 cm** Width **5 cm**
Order number **0000 884 1593**

KNEE PROTECTORS

100% polyethylene

Black, for insertion in kneepad pockets, conforms to DIN EN 14404, compatible with knee pockets of all standard work trousers.



Length **25 cm**
Order number **0000 885 1900**

FS LEG PROTECTION

65% polyester, 35% cotton

Black, patented and breathable additional impact protection for insertion in the inside leg pockets when tackling extreme jobs.



Length **50 cm**
Order number **0000 885 1801**

PATENT EP 2465369 B1^①

HS 2-IN-1 LEG PROTECTION

100% polyester

Black. Provides highly effective protection against cutting and pinching injuries from hedge trimmers.



Length **65 cm**
Order number **0000 885 2200**

PATENT EP 2842441 B1^①

For up to date pricing, please download the STIHL app or visit www.stihl.co.uk

HIGH-VISIBILITY CLOTHING

- Cut protection jackets for operating a chainsaw above belt level
- High-visibility clothing for good visibility when working on roads or train tracks, or in poor weather conditions
- High-visibility clothing for optimal protection in any weather
- High-visibility clothing for working with clearing saws or chainsaws

For up to date pricing, please download the STIHL app or visit www.stihl.co.uk



PERFECTLY SUITED TO SUMMER USE

VENT HIGH-VISIBILITY JACKET^②

Outer fabric: 100% polyester



Lightweight, elastic and breathable high-visibility jacket for summer temperatures and intense physical activity. High-visibility orange made from Mag Cool functional material, black with light thorn and abrasion protection, two breast pockets, elasticated waist for a good fit, reflective strips for good visibility.

Warning protection class 2 (EN ISO 20471)

Sizes	Chest (inch)	Order number
S	36	0088 326 0103
M	39	0088 326 0104
L	42	0088 326 0105
XL	46	0088 326 0106
XXL	49	0088 326 0107

FS PROTECT CLEARING SAW AND HIGH-VISIBILITY TROUSERS

Outer fabric: 70% polyester, 30% cotton, lining: 100% polyester



For working on train tracks and streets. High-visibility orange, hard-wearing outer fabric, breathable impact protection, reflective strips and long ventilation openings at the rear, loops for FS braces. The patented FS additional leg protection for extreme work conditions can be inserted inside the leg pockets.

Trousers, warning protection class 2 (EN ISO 20471)

Sizes	W (inch)	L (inch)	Order number
XS	25-28	31	0088 534 0002
S	28-31	31 1/2	0088 534 0003
M	31-34	32	0088 534 0004
L	34-38	32 1/2	0088 534 0005
XL	38-42	33	0088 534 0006
XXL	42-46	33 1/2	0088 534 0007

COMPATIBLE ACCESSORIES:

FS BRACES



FS LEG PROTECTION



SEE PAGE 388

^① Patented in several European countries

^② It is recommended to purchase based on your typical size - jackets have room for under layers to be worn





MS PROTECT CUT PROTECTION AND HIGH-VISIBILITY JACKET^①

Outer fabric and lining: 100 % polyester



Lightweight and breathable protective jacket with good freedom of movement. High-visibility orange, high-visibility yellow, and black. Thorn protection on the elbows and shoulders. Ventilation material on the arms. Two chest pockets with zip closure, outlet opening for harness on the back with breathable ADVANCE cut protection in the chest, shoulder, arm and stomach area.

Cut protection class 1, design B (EN ISO 11393)
Warning protection class 2 (EN ISO 20471)

Sizes	Chest (inch)	Order number
S	36	0088 326 0403
M	39	0088 326 0404
L	42	0088 326 0405
XL	46	0088 326 0406
XXL	49	0088 326 0407

IDEAL FOR OCCASIONAL USE



360° MS PROTECT ALL-ROUND LEG PROTECTION

Reinforcements: 85 % polyester, 15 % cotton
Outer fabric and lining: 100 % polyester



For occasional chainsaw use or where there are multiple users. Ventilation material on the back of the thigh, zip that closes at the top, and smooth lining to make the chaps quick to put on and close, preformed knees for more comfortable wear. High-visibility orange.

Cut protection class 1, design C (EN ISO 11393)
Warning protection class 2 (EN ISO 20471)

Sizes	Waist	Length	Order number
XS-M	25" - 34"	31 - 32" ^①	0088 508 0000
L-XXL	34" - 46"	32.5 - 33.5" ^①	0088 508 0001



MS PROTECT CUT PROTECTION AND HIGH-VISIBILITY TROUSERS

Outer fabric and lining: 100 % polyester, durable material: 65 % polyester and 35 % cotton



Protective trousers made from a functional fabric blend. High-visibility orange, high-visibility yellow, and black. Ventilation material on the back of the thigh, sturdy material at the knee and lower leg. Two side pockets, one back pocket, one tape measure pocket, kidney protection, buttonable bib with bib pocket and cut high at the rear to protect against hypothermia.

Trousers, cut protection class 1, design A (EN ISO 11393)
Warning protection class 2 (EN ISO 20471)

Sizes	W (inch)	L (inch)	Order number
S	28-31	31 1/2	0088 399 0103
M	31-34	32	0088 399 0104
L	34-38	32 1/2	0088 399 0105
XL	38-42	33	0088 399 0106
XXL	42-46	33 1/2	0088 399 0107



PROFESSIONAL TIP

WARNING PROTECTION CLASS 3 IS ACHIEVED BY COMBINING:



PROTECT MS JACKET



VENT JACKET



ALLOCATION OF THE COMBINATIONS FOR WORKING WITH POWER TOOLS

Item	Protect MS Jacket	Vent Jacket
MS PROTECT CUT PROTECTION AND HIGH-VISIBILITY TROUSERS	•	•
MS PROTECT 360° ALL-ROUND LEG PROTECTION	•	•
FS PROTECT CLEARING SAW AND HIGH-VISIBILITY TROUSERS	-	•



COMBINING CLASSIFICATIONS

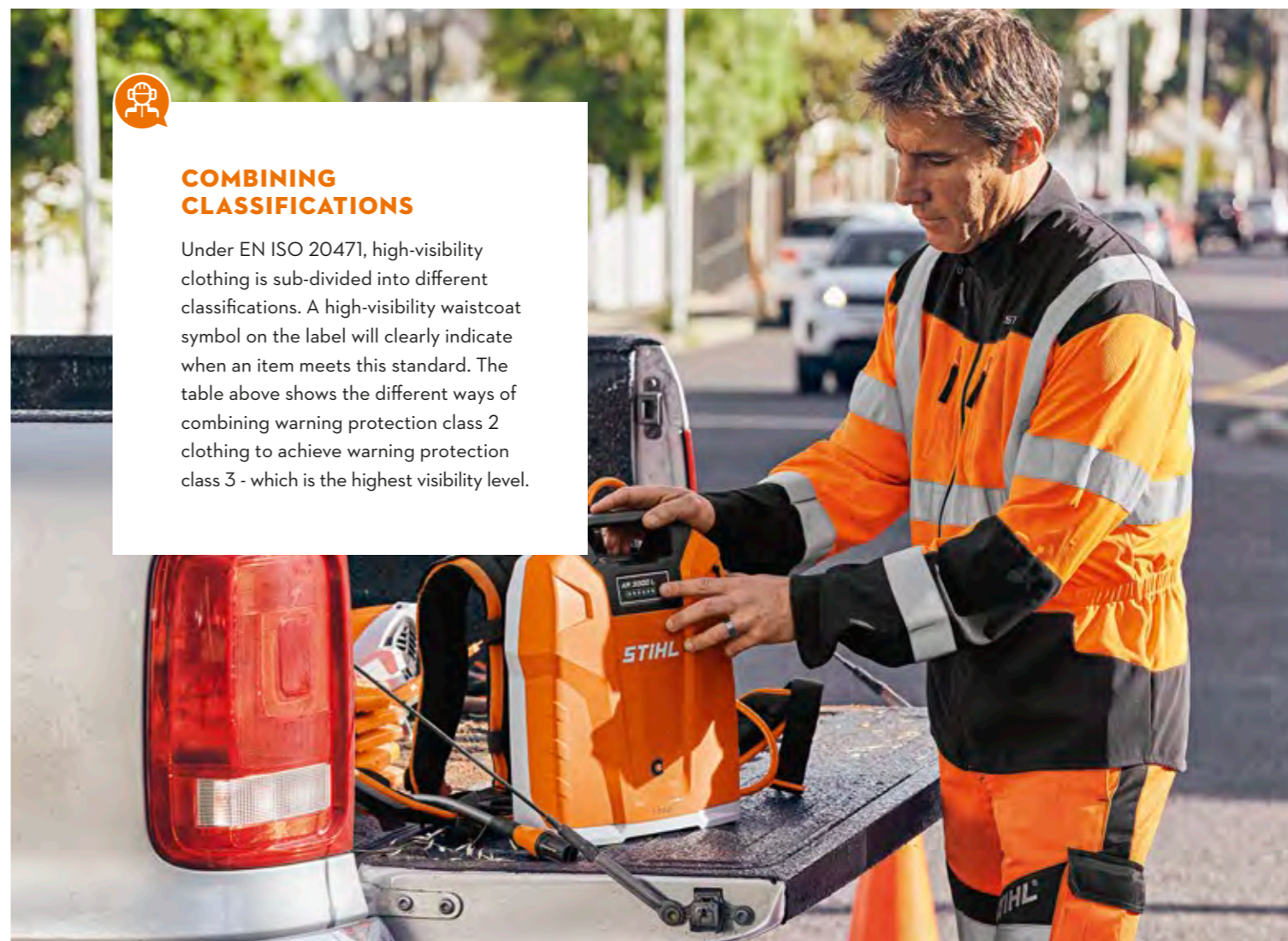
Under EN ISO 20471, high-visibility clothing is sub-divided into different classifications. A high-visibility waistcoat symbol on the label will clearly indicate when an item meets this standard. The table above shows the different ways of combining warning protection class 2 clothing to achieve warning protection class 3 - which is the highest visibility level.



PAGE 382

MS PROTECT ARM GUARD

Hand and Arm guard for working with chainsaws. Elasticated for freedom of movement, combined with cut protection.



WEATHERPROOF AND FUNCTIONAL CLOTHING

- Breathable, functional clothing, ideal for physically demanding work
- Protection against rain, wind and snow
- Wicks moisture from the inside to the outside

For up to date pricing, please download the STIHL app or visit www.stihl.co.uk

RAINTEC WEATHERPROOF CLOTHING



With welded seams and water-repellent zips. Black and high-visibility orange, reflective piping, EN 343 class 3 (top class) for breathability: RET \leq 25 m² PA/W, water column: \geq 1.325 mm.



Jacket^①

Outer fabric: 75% polyester, 25% polyurethane, membrane: 100% polyurethane, lining: 100% polyester



Long ventilation openings under the arms, large areas of high-visibility orange, large, reflective STIHL logo on the back, adjustable soft-shell collar, foldaway hood with brim.

Sizes	Chest (inch)	Order number
S	36	0088 554 0103
M	39	0088 554 0104
L	42	0088 554 0105
XL	46	0088 554 0106
XXL	49	0088 554 0107



Trousers

Outer fabric: 70% polyester, 30% polyamide, membrane: 100% polyurethane, lining: 100% polyester



Ventilation zips on the thighs, side zip makes the trousers easier to put on, ventilation openings at the hip provide access to work trousers, proven thorn resistance from ACTION ARCTIC material in vulnerable areas, practical thigh pocket.

Sizes	W (inch)	L (inch)	Order number
S	28-31	31 1/2	0088 352 0003
M	31-34	32	0088 352 0004
L	34-38	32 1/2	0088 352 0005
XL	38-42	33	0088 352 0006
XXL	42-46	33 1/2	0088 352 0007

FUNCTIONAL T-SHIRT DYNAMIC MAG COOL

Outer fabric: 100% polyester



With MS 661 C-M graphic. Extremely functional, wicks moisture away from the body, breathable, quick-drying, odour-neutral.

Black, graphic in silver

Sizes	Chest (inch)	Order number
S	36	0088 302 0048
M	39	0088 302 0052
L	42	0088 302 0056
XL	46	0088 302 0060
XXL	49	0088 302 0064

High-visibility orange, graphic in black

Sizes	Chest (inch)	Order number
S	36	0088 302 0148
M	39	0088 302 0152
L	42	0088 302 0156
XL	46	0088 302 0160
XXL	49	0088 302 0164

GOES WELL WITH RAINTEC WEATHERPROOF TROUSERS



DUROFLEX WEATHERPROOF JACKET^①

Outer fabric: 100% polyester, coating: 100% polyurethane



Made from waterproof, elastic and durable material. Available in high-visibility orange. Predominantly in high-visibility orange. Water column: \geq 2,000 mm. Breathable due to ventilation openings on the sleeve, as well as on the front and rear sections. Hood that can be stored in the collar.

Sizes	Chest (inch)	Order number
S	36	0088 554 0203
M	39	0088 554 0204
L	42	0088 554 0205
XL	46	0088 554 0206
XXL	49	0088 554 0207

^① It is recommended to purchase based on your typical size - jackets have room for under layers to be worn
^② Explanation of quality marks on page 455

FLEECE JACKET DYNAMIC^①

Outer fabric: 97% polyester, 3% polyamide




Soft, high-stretch microfleece jacket. High-visibility orange with black, breathable and quick-drying, perfect as an intermediate layer, light thorn and abrasion protection, breast pocket with zip, thumb loops, reflective chainsaw motif.

Sizes	Chest (inch)	Order number
S	36	0088 353 0003
M	39	0088 353 0004
L	42	0088 353 0005
XL	46	0088 353 0006
XXL	49	0088 353 0007



PROFESSIONAL TIP

The DUROFLEX jacket has a water column of > 2,000 mm, which indicates the level of water pressure the jacket can absorb and withstand before water penetrates the material. This means you could stand in the rain until 5000 mm has fallen before you would start getting wet.



ADVANCE FUNCTIONAL CLOTHING

Outer fabric: 60% polyester, 34% polyamide, 6% elastane

Ideal body temperature regulation, fast-drying because moisture is drawn away from the body, seamlessly woven functional zones and anti-odour, anti-bacterial properties thanks to silver ions[Ⓞ]. The close-fitting design prevents ticks from getting inside. With knitted chainsaw motif. UV protection, EN 13758-1: 50+.

Short-sleeved functional shirt



With round neck.



Sizes	Order number
S	0088 585 0048
M	0088 585 0052
L	0088 585 0056
XL	0088 585 0060
XXL	0088 585 0064

Long functional trousers



Thermal functional zones on the backs of the legs and the seat, ribbed padding on the knees and shins.



Sizes	Order number
S	0000 888 5948
M	0000 888 5952
L	0000 888 5956
XL	0000 888 5960
XXL	0000 888 5964

Long-sleeved functional shirt



Zip, thumb loops, ribbed padding on the shoulders, elbows and lower arms.



Sizes	Order number
S	0000 888 6048
M	0000 888 6052
L	0000 888 6056
XL	0000 888 6060
XXL	0000 888 6064

CLOTHING SIZING

Stand upright, with a relaxed posture. Ask a second person to measure you.

For **clothing** the chest circumference, waist circumference, seat circumference and inseam are needed.

Your jeans size - **waist and length** - is also a good way to estimate your correct size.

1 Height

from top of head to sole of foot

2 Chest circumference

measured horizontally around the body at the widest point of the chest

3 Waist circumference

measured without pulling the tape tight

A For overalls and jackets: stomach circumference (at navel)

B For trousers: waistband circumference (at trouser waist)

4 Seat circumference

at the widest point of the seat

5 Inseam

measured from the crotch to the ground

6 Thigh circumference

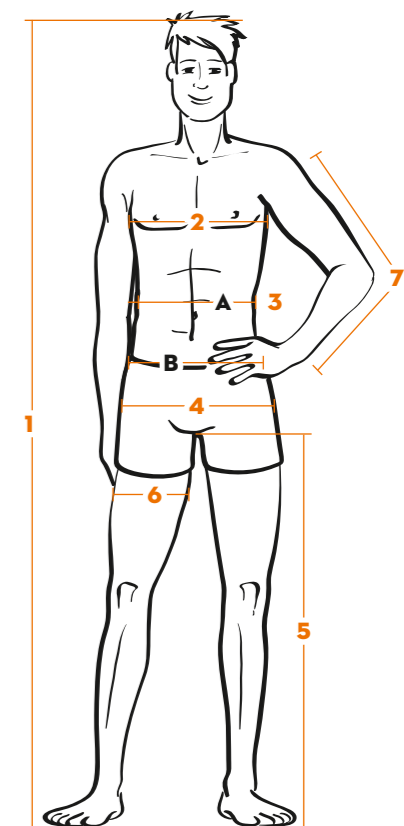
at the widest point of the thigh

7 Arm length

from the shoulder edge to the knuckle via the elbow, measured with the arm bent

Jacket length

from the collar seam to the hem (measured from a well-fitting jacket)



INTERNATIONAL NORMAL SIZES

Protective clothing Size (order number)/ Size (order number)	XS (..02)	S (..03)	M (..04)	L (..05)	XL (..06)	XXL (..07)	3XL (..08)
Body height in cm 1	170 - 176	172 - 178	174 - 180	176 - 182	178 - 184	180 - 186	182 - 188
Chest circumference in cm 2	76 - 84	84 - 92	92 - 100	100 - 108	108 - 116	116 - 124	124 - 132
Waist circumference in cm 3	62 - 70	70 - 78	78 - 86	86 - 96	96 - 106	106 - 116	116 - 126
Jeans size in inches Waist/Length	25 - 28/31	28 - 31/31.5	31 - 34/32	34 - 38/32.5	38 - 42/33	42 - 46/33.5	46 - 50/34

SAFETY BOOTS WITHOUT CUT PROTECTION

- For a sturdy grip and great protection with non-slip-tread sole and steel toe cap
- For working outdoors or in the workshop
- Very comfortable and protects against injury

For up to date pricing, please download the STIHL app or visit www.stihl.co.uk



WORKER S3 LACED SAFETY BOOTS

High-quality, ultra-breathable nubuck leather upper and textile lining. Very comfortable to wear thanks to padded bootlegs, cushioned PU midsole and plush, replaceable insole, protection against perforation and lightweight design. All-around reflective materials in orange and self-cleaning, oil and fuel-resistant treaded soles in accordance with EN ISO 20345 S3.

Sizes EU	Sizes UK	Order number	Sizes EU	Sizes UK	Order number
39	5 1/2	0088 489 0139	44	9 1/2	0088 489 0144
40	6 1/2	0088 489 0140	45	10 1/2	0088 489 0145
41	7 1/2	0088 489 0141	46	11	0088 489 0146
42	8	0088 489 0142	47	12	0088 489 0147
43	9	0088 489 0143	48	13	0088 489 0148

ACCESSORIES: SPARE LACES FOR S3 WORKER BOOTS

Order number 0000 885 1700

For up to date pricing, please download the STIHL app or visit www.stihl.co.uk

CHAINSAW BOOTS WITH CUT PROTECTION

- For the right protection when using a chainsaw
- With a steel toe cap and cut protection padding
- So you get a good grip on the floor and are firm on your feet

For up to date pricing, please download the STIHL app or visit www.stihl.co.uk



FUNCTION RUBBER CHAINSAW BOOTS

Handmade chainsaw rubber boots made from natural rubber. Self-cleaning, non-slip rubber lug soles. Adjustable textile shaft collar with drawstring, also suitable for larger calves, lightweight due to low leg height, treaded mid-sole, excellent grip thanks to the non-slip tread design of the soles.

Sizes EU	Sizes UK	Order number	Sizes EU	Sizes UK	Order number
39	5 1/2	0088 493 0139	44	9 1/2	0088 493 0144
40	6 1/2	0088 493 0140	45	10 1/2	0088 493 0145
41	7 1/2	0088 493 0141	46	11	0088 493 0146
42	8	0088 493 0142	47	12	0088 493 0147
43	9	0088 493 0143			



SPECIAL RUBBER CHAINSAW BOOTS

Handmade chainsaw rubber boots made from natural rubber. Self-cleaning, non-slip rubber lug soles. Rubber boots with a laced shaft, reflective strips, treaded mid-sole, excellent grip thanks to the non-slip tread design of the soles.

Sizes EU	Sizes UK	Order number	Sizes EU	Sizes UK	Order number
39	5 1/2	0088 493 0039	44	9 1/2	0088 493 0044
40	6 1/2	0088 493 0040	45	10 1/2	0088 493 0045
41	7 1/2	0088 493 0041	46	11	0088 493 0046
42	8	0088 493 0042	47	12	0088 493 0047
43	9	0088 493 0043	48	13	0088 493 0048

① Explanation of quality marks on page 455





FUNCTION LEATHER CHAINSAW BOOTS

Outer material made of water-resistant full-grain leather. Very comfortable thanks to breathable textile lining with padded bootlegs, durable lacing section with deep lacing hooks, excellent protection against wear and abrasions, cushioning PU midsole, excellent grip thanks to the non-slip tread design of the soles.

Sizes EU	Sizes UK	Order number	Sizes EU	Sizes UK	Order number
39	5 1/2	0088 532 0439	44	9 1/2	0088 532 0444
40	6 1/2	0088 532 0440	45	10 1/2	0088 532 0445
41	7 1/2	0088 532 0441	46	11	0088 532 0446
42	8	0088 532 0442	47	12	0088 532 0447
43	9	0088 532 0443			



DYNAMIC S3 LEATHER CHAINSAW BOOTS

Outer material made of high-quality, especially water-resistant and sustainably tanned nubuck leather. All-purpose - including on construction sites thanks to S3 protection against perforation. Highly breathable lining for good moisture-wicking, padded boot legs, durable lacing section with deep lacing hooks, easy-threading eyelets, removable ergonomic insoles, steel midsole to protect against perforation, excellent protection against wear and abrasion, cushioning PU midsole, excellent grip thanks to the non-slip tread design of the soles, suitable for BGR 191.

Sizes EU	Sizes UK	Order number	Sizes EU	Sizes UK	Order number
38	5	0088 532 0138	44	9 1/2	0088 532 0144
39	5 1/2	0088 532 0139	45	10 1/2	0088 532 0145
40	6 1/2	0088 532 0140	46	11	0088 532 0146
41	7 1/2	0088 532 0141	47	12	0088 532 0147
42	8	0088 532 0142	48	13	0088 532 0148
43	9	0088 532 0143			



DYNAMIC RANGER LEATHER CHAINSAW BOOTS

Outer material made of high-quality, water-resistant cowskin leather. Superb flexing comfort, breathable textile lining with padded boot legs, excellent protection against wear and abrasions, durable lacing section, cushioning PU midsole, excellent grip thanks to the non-slip treaded soles, suitable for BGR 191.

Sizes EU	Sizes UK	Order number	Sizes EU	Sizes UK	Order number
38	5	0088 532 0538	44	9 1/2	0088 532 0544
39	5 1/2	0088 532 0539	45	10 1/2	0088 532 0545
40	6 1/2	0088 532 0540	46	11	0088 532 0546
41	7 1/2	0088 532 0541	47	12	0088 532 0547
42	8	0088 532 0542	48	13	0088 532 0548
43	9	0088 532 0543	49	14	0088 532 0549



DYNAMIC RANGER GTX LEATHER CHAINSAW BOOTS

Outer material of water-resistant leather, combined with waterproof and breathable GORE-TEX® Extended Comfort membrane. Very comfortable to wear due to soft ergonomic insole, easy-threading lace eyelets, protection against wear and abrasions, excellent grip thanks to non-slip tread design of the soles, reflective strips for enhanced safety.

Sizes EU	Sizes UK	Order number	Sizes EU	Sizes UK	Order number
38	5	0088 532 0238	44	9 1/2	0088 532 0244
39	5 1/2	0088 532 0239	45	10 1/2	0088 532 0245
40	6 1/2	0088 532 0240	46	11	0088 532 0246
41	7 1/2	0088 532 0241	47	12	0088 532 0247
42	8	0088 532 0242	48	13	0088 532 0248
43	9	0088 532 0243			



ADVANCE GTX CHAINSAW BOOTS

Outer material of exceptionally water-resistant, high-quality suede from mountain cattle, for professional chainsaw jobs on hillsides and for tree maintenance. Durable lacing section with deep lacing hooks, easy-threading eyelets, waterproof and especially breathable GORE-TEX® membrane. High-quality, particularly absorbent, ergonomic removable insoles, additional water and wear protection provided by high-rise rubber edge, cushioning PU midsole, excellent grip thanks to the special non-slip-tread soles.

Sizes EU	Sizes UK	Order number	Sizes EU	Sizes UK	Order number
39	5 1/2	0088 532 0339	44	9 1/2	0088 532 0344
40	6 1/2	0088 532 0340	45	10 1/2	0088 532 0345
41	7 1/2	0088 532 0341	46	11	0088 532 0346
42	8	0088 532 0342	47	12	0088 532 0347
43	9	0088 532 0343			



DGUV REGULATION 112-191

STIHL offers an extensive range of safety boots with and without cut protection. All of our boots are distinguished by their excellent protection and are very comfortable to wear. In addition, selected models are approved for use with customised orthopaedic insoles, in accordance with DGUV Regulation 112-191. This means you can have an insole produced to suit your needs without the shoe losing its certification.

Order number	Height in cm (approx.)	DIN EN ISO 20345 S2/ DIN EN ISO 17249	Weight (kg) in size 42 per pair (approx.)	Cut-protection class	High-quality full-grain leather	Waterproof	Deep tread, self-cleaning treaded soles	Orthopaedic insole	Steel toe cap	Steel midsole	High rolling comfort	Quality mark	Suitable for studs	Suitable for crampons	Ankle protection
--------------	------------------------	--	---	----------------------	---------------------------------	------------	---	--------------------	---------------	---------------	----------------------	--------------	--------------------	-----------------------	------------------

SAFETY BOOTS WITHOUT CUT PROTECTION															
LACED SAFETY BOOTS WORKER S3	0088 489 01..	-	●/-	1.3	-	-	-	●	●	●	●	●	-	-	-
CHAINSAW BOOTS WITH CUT PROTECTION															
FUNCTION RUBBER CHAINSAW BOOTS	0088 493 01..	32	●/●	2.9	1	-	●	●	-	●	-	●	●	-	-
SPECIAL RUBBER CHAINSAW BOOTS	0088 493 00..	35	●/●	3.1	3	-	●	●	-	●	-	●	●	-	-
FUNCTION LEATHER CHAINSAW BOOTS	0088 532 04..	20	●/●	1.9	1	●	-	●	●	●	-	●	●	-	●
DYNAMIC RANGER LEATHER CHAINSAW BOOTS	0088 532 05..	20	●/●	1.9	1	●	-	●	●	●	-	●	●	-	●
DYNAMIC S3 LEATHER CHAINSAW BOOTS	0088 532 01..	20	●/●	2.0	1	●	-	●	●	●	●	●	●	-	●
DYNAMIC GTX LEATHER CHAINSAW BOOTS	0088 532 02..	20	●/●	2.2	1	●	●	●	●	●	-	●	●	-	●
ADVANCE GTX CHAINSAW BOOTS	0088 532 03..	20	●/●	2.5	2	●	●	●	●	●	-	●	●	-	●



FACE, EAR AND HEAD PROTECTION, SAFETY GLASSES, AND WORK GLOVES

- Protects the head, ears and face from engine noise, wood chips and debris
- Adjustable face and ear protection
- Large choice of models to suit your needs
- Ear protection with Bluetooth® connectivity

ADVANCE PROCOM SMART, EFFICIENT, COMFORTABLE COMMUNICATION



ADVANCE ProCOM acts as ear protection and a communication tool, tailored specifically to the needs of professionals working in forestry and tree maintenance.

- Allows up to 16 people to be connected within a network, enabling users to stay in contact across distances of up to 600 m. Each headset acts as a signal enhancer, meaning wider areas can be covered.
- High quality microphone allows for clear communication. This is important when working on challenging tasks as a team.
- Filtering can be used to dampen noise from other machinery, allowing you to work with high levels of sound insulation and noise protection.
- The Bluetooth® connection enables phone compatibility without needing to take your phone out of your pocket.
- Traditional wireless devices can be integrated into the ADVANCE ProCOM communication system, so users without ear protection can also be included in the communication.



Available as a headset (like above), fitted to ADVANCE X-VENT PROCOM helmet, or as a retrofittable ear defenders set for ADVANCE X-CLIMB helmets and GPA 28 / GPA 28 visors.

EN 352, SNR 32 (H: 35; M: 29; L: 23)ⓐ

Order number 0000 884 0544

ⓐ When using ADVANCE ProCOM ear defenders

EAR PROTECTION





	Order number	Ear protection (noise protection values)	Features and equipment
EAR PLUGS			
GSS 33 	0000 886 0411	SNR 34 (H: 33; M: 31; L: 28)	<ul style="list-style-type: none"> • Made from cone-shaped polyurethane foam, very good insulation properties • Soft material, comfortable to wear • Two pairs in a multibox
EAR DEFENDERS			
CONCEPT 23 	0000 884 0539	SNR 26 (H: 31; M: 23; L: 15)	<ul style="list-style-type: none"> • Very lightweight • Easy to adjust • Soft pads for comfortable wear
CONCEPT 24 	0000 884 0541	SNR 24 (H: 28; M: 22; L: 14)	<ul style="list-style-type: none"> • Very sturdy • Air-permeable metal headband and soft pads for increased comfort
CONCEPT 24 F 	0000 884 0542	SNR 24 (H: 28; M: 21; L: 13)	<ul style="list-style-type: none"> • Padded head strap and soft pads for high comfort • Foldable for space-saving transport
CONCEPT 28 	0000 884 0543	SNR 28 (H: 31; M: 26; L: 19)	<ul style="list-style-type: none"> • Very sturdy • Air-permeable metal headband and soft pads for increased comfort • High noise protection
TIMBERSPORTS® EDITION 	For adults 0000 884 0546 For children 0000 884 0547	SNR 28 (H: 35; M: 24; L: 17) SNR 29 (H: 34; M: 26; L: 18)	<ul style="list-style-type: none"> • TIMBERSPORTS® design • Padded head strap and soft pads for high comfort • For adults and kids • High noise insulation • For adults and children
EAR DEFENDERS WITH BLUETOOTH®			
DYNAMIC SOUND 	0000 884 0519	SNR 29 (H: 33; M: 26; L: 18)	<ul style="list-style-type: none"> • Wide range of uses • Use of smartphone functions via Bluetooth® • Separate AUX input • Battery runtime of up to 38 hours

i ALL STIHL EAR DEFENDERS FULFIL SAFETY REQUIREMENTS IN ACCORDANCE WITH EN 352.

£ For up to date pricing, please download the STIHL app or visit www.stihl.co.uk







FACE AND EAR PROTECTION

Order number	Ear protection (noise protection values)	EN number	Features and equipment	
FUNCTION SERIES				
FUNCTION GPC 33				
	0000 884 0255	SNR 34 (H: 33; M: 31; L: 28)	EN 166, EN 352	<ul style="list-style-type: none"> • Face protection with plastic shield (polycarbonate PC)^② • 100% UV protection • Double headband^① • Includes four ear plugs
FUNCTION GPA 33				
	0000 884 0252	SNR 34 (H: 33; M: 31; L: 28)	EN 1731, EN 352	<ul style="list-style-type: none"> • Face protection with nylon mesh (polyamide PA)^② • Double headband^① • Includes four ear plugs
DYNAMIC SERIES				
DYNAMIC GPC 30				
	0000 884 0253	SNR 30 (H: 35; M: 28; L: 18)	EN 166, EN 352	<ul style="list-style-type: none"> • Face protection with plastic shield (polycarbonate PC)^② • Enlarged visor with anti-fog coating • Additional forehead protection • Ear defenders with good noise protection
DYNAMIC GPA 30				
	0000 884 0254	SNR 30 (H: 35; M: 28; L: 18)	EN 1731, EN 352	<ul style="list-style-type: none"> • Face protection with nylon mesh (polyamide PA)^② • Soft padding on the head strap • Enlarged visor • Additional forehead protection • Ear defenders with good noise protection

① Supports the back of the head, prevents slipping, fit can be adapted individually
 ② When working with brushcutters, edge trimmers, clearing saws, blowers / mistblowers and cut-off saws, eye protection (EN 166-compliant safety glasses) must always be worn!









③ Explanation of quality marks on page 455

Order number	Ear protection (noise protection values)	EN number	Features and equipment	
DYNAMIC SERIES				
DYNAMIC SOUND PC				
	0000 884 0538	SNR 29 (H: 33; M: 26; L: 18)	EN 166, EN 352	<ul style="list-style-type: none"> • Face protection with plastic window (polycarbonate PC) in accordance with EN 166^③ • Ear defenders with Bluetooth® for use of smartphone functions
DYNAMIC SOUND PA				
	0000 884 0537	SNR 29 (H: 33; M: 26; L: 18)	EN 1731, EN 352	<ul style="list-style-type: none"> • Face protection with nylon mesh (polyamide PA) in accordance with EN 1731^③ • Ear defenders with Bluetooth® for use of smartphone functions
ADVANCE SERIES				
ADVANCE GPC 28				
	0000 884 0256	SNR 28 (H: 35; M: 26; L: 16)	EN 166, EN 352	<ul style="list-style-type: none"> • For professional applications • Face protection with plastic shield (polycarbonate PC)^② • Visor with anti-fog coating • Adjustable straps with ratchet adjustment • Forehead protection with ventilation slits • Circumferential holding system for maximum comfort and optimum weight distribution • Can also be used with the ADVANCE ProCOM ear defenders set (0000 889 8011)
ADVANCE GPA 28				
	0000 884 0231	SNR 28 (H: 35; M: 26; L: 16)	EN 1731, EN 352	<ul style="list-style-type: none"> • For professional applications • Face protection with nylon mesh (polyamide PA)^② • Adjustable straps with ratchet adjustment • Forehead protection with ventilation slits • Circumferential holding system for maximum comfort and optimum weight distribution • Can also be used with the ADVANCE ProCOM ear defenders set (0000 889 8011)

£ For up to date pricing, please download the STIHL app or visit www.stihl.co.uk



HEAD PROTECTION

	Order number	Helmet: head circumference (cm), interior	Ear protection (noise protection values)	Face protection/light transmission	Helmet shell	EN number	Light transmission	Balance	Functionality	Bluetooth®	Features and equipment	
HELMET SETS												
FUNCTION SERIES												
FUNCTION BASIC		0000 888 0810	53 - 66, 6-point	SNR 27 (H: 29; M: 26; L: 19)	Nylon mesh, 61 %	HDPE	EN 352, EN 397, EN 1731	61%	+	+	-	<ul style="list-style-type: none"> • Entry-level model for occasional applications and domestic use • Enlarged visor with additional forehead protection and rain channel • Sweatband made of functional material
DYNAMIC SERIES												
DYNAMIC ERGO		0000 888 0808	52 - 61, 6-Point	SNR 28 (H: 34; M: 25; L: 18)	Nylon mesh, 48 %	ABS	EN 352, EN 397, EN 1731	48%	++	++	-	<ul style="list-style-type: none"> • For domestic and professional use • Headband with adjustable ratchet • Very good ventilation due to adjustable slits • Sweatband made of functional material
DYNAMIC X-ERGO		0000 888 0807	52 - 61, 6-Point	SNR 30 (H: 35; M: 27; L: 20)	Metal mesh, 60 %	ABS	EN 352, EN 397, EN 1731	60%	++	+++	-	<ul style="list-style-type: none"> • For domestic and professional use • Headband with adjustable ratchet • Very good ventilation due to adjustable slits • Metal mesh for good light transmission • Sweatband made of functional material • Ear protection with good noise dampening
ADVANCE SERIES												
ADVANCE VENT		0000 888 0801	53 - 64, 6-Point	SNR 28 (H: 30; M: 26; L: 19)	Metal mesh, 65 - 70 %	ABS	EN 352, EN 397, EN 1731	65 - 70%	+++	+++	o	<ul style="list-style-type: none"> • For professional applications in the forest • Headband with adjustable ratchet and ventilation openings for high comfort • Sweatband made of functional material • Optimum weight distribution • Reflective stickers for increased safety • DYNAMIC Sound ear defenders and ADVANCE ProCOM ear defenders available as accessories
ADVANCE X-VENT		0000 888 0802	53 - 64, 6-Point	SNR 30 (H: 34; M: 27; L: 19)	Spring steel mesh, 65 - 70 %	ABS	EN 352, EN 397, EN 1731	75 - 80%	+++	+++	o	<ul style="list-style-type: none"> • For professional applications in the forest • Spring steel mesh for very good light transmission • Headband with adjustable ratchet and ventilation openings for high comfort • Sweatband made of functional material • Reflective stickers for increased safety • DYNAMIC Sound ear defenders and ADVANCE ProCOM ear defenders available as accessories
ADVANCE X-VENT SOUND		0000 888 0806	53 - 64, 6-Point	SNR 27 (H: 31; M: 24; L: 18)	Spring steel mesh, 75 - 80 %	ABS	EN 352, EN 397, EN 1731	75 - 80%	+++	+++	•	<ul style="list-style-type: none"> • For professional applications in the forest • Spring steel mesh for very good light transmission • Headband with adjustable ratchet and ventilation openings for high comfort • Sweatband made of functional material • Reflective stickers for increased safety • Comes with DYNAMIC Sound ear defenders as standard • ADVANCE ProCOM ear defenders available as accessories
NEW ADVANCE X-VENT PROCOM		0000 888 0813	53 - 64, 6-Point	SNR 31 (H: 36; M: 29; L: 21)	Spring steel mesh, 75 - 80 %	ABS	EN 352, EN 397, EN 1731	75 - 80%	+++	+++	•	<ul style="list-style-type: none"> • For professional applications in the forest • Spring steel mesh for very good light transmission • Headband with adjustable ratchet and ventilation openings for high comfort • Sweatband made of functional material • Reflective stickers for increased safety • Comes with ADVANCE ProCOM ear defenders as standard • DYNAMIC Sound ear defenders available as accessories
ADVANCE X-CLIMB		0000 888 0812	50 - 63, 6-Point	SNR 28 (H: 35; M: 26; L: 16)	Nylon mesh, 55 %	ABS	EN 12492, EN 397, EN 352, EN 1731	55%	+++	+++	o	<ul style="list-style-type: none"> • Universal climbing helmet for professional applications in trees and on the ground • Headband with adjustable ratchet and ventilation openings for high comfort • Sweatband made of synthetic leather • Chinstrap with magnetic closure • Reflective stickers for increased safety • DYNAMIC Sound® ear defenders and ADVANCE ProCOM ear defenders available as accessories

• Fitted as standard
 o Optional
 - Not available

+ Normal
 ++ Good
 +++ Very good

Ⓞ Explanation of quality marks on page 455
 Ⓜ The adapter for the DYNAMIC Sound ear defenders (0000 889 8013) is required for use with the ADVANCE X-Climb, see page 406

£ For up to date pricing, please download the STIHL app or visit www.stihl.co.uk



ACCESSORIES FOR HELMET SETS

DYNAMIC SOUND EAR DEFENDERS SET



With Bluetooth® connection to allow you to enjoy smartphone functions such as calls and music without needing to take your device out of your pocket. The adapter for the DYNAMIC Sound ear defenders set is required for use with the ADVANCE X-Climb (without face and ear protection) helmet.

EN 352, SNR 27 (H: 31; M: 24; L: 18)

For ADVANCE Vent, X-Vent, X-Vent ProCOM helmet sets and X-Climb helmet (without face and ear protection)

Order number 0000 889 9043

ADVANCE PROCOM EAR DEFENDERS SET



ADVANCE ProCOM acts as ear protection and a communication tool, tailored specifically to the needs of professionals working in forestry and tree maintenance.

- The technology allows up to 16 people to be connected within a network, enabling users to stay in contact across distances of up to 600 m. Each headset acts as a signal enhancer, meaning wide areas can be covered.
- The high quality microphone allows for clear communication. This is important when working on challenging tasks as a team.
- Filtering can be used to dampen noise from other machinery, allowing you to work with high levels of sound insulation and noise protection.
- The Bluetooth® connection enables you to use a large number of phone functions without needing to take your phone out of your pocket.
- Traditional wireless devices can be integrated into the ADVANCE ProCOM communication system, so users without ear protection can also be included in the communication.

Available as a retrofittable ADVANCE ProCOM ear defenders set for the ADVANCE X-CLIMB helmet and ADVANCE GPA 28 / GPC 28 face/ear protection. Also available as a headset or pre-fitted to ADVANCE X-VENT helmet.

EN 352, SNR 31 (H: 36; M: 29; L: 21)

Order number 0000 889 8011

ADAPTER FOR DYNAMIC SOUND EAR DEFENDERS SET



For securing the DYNAMIC Sound ear defenders to the ADVANCE X-Climb (without face and ear protection) helmet.

For ADVANCE X-Climb helmet set

Order number 0000 889 8013

CHIN STRAP



For fastening the helmet set securely on the head. Prevents helmet slippage when bending down or working in areas of dense growth.

For all helmets in the ADVANCE series

Order number 0000 889 8007

INTERNAL RAIN PROTECTION ATTACHMENT



Reliably prevents the ingress of rain, snow or small pieces of dirt from above.

For FUNCTION Basic helmet set

Order number 0000 889 8004

For all DYNAMIC helmet sets

Order number 0000 889 8009

For ADVANCE Vent, X-Vent, X-Vent Sound and X-Vent ProCOM helmet sets

Order number 0000 889 8006

Ⓞ Explanation of quality marks on page 455

SMART COMBINATION



USE SMARTPHONE FUNCTIONS - WITH THE DYNAMIC SOUND BLUETOOTH® EAR DEFENDERS SETⓄ

Connect the DYNAMIC SOUND Bluetooth® ear defenders set to your smartphone to listen to music as you work, or make phone calls using the 3-button controls without needing to take the device out of your pocket.



COMMUNICATE COMFORTABLY AND EFFICIENTLY - WITH THE ADVANCE PROCOM EAR DEFENDERS SET












The ADVANCE ProCOM communication solution allows up to 16 people to be connected within a network via their ear defenders, ensuring that every user is in contact with every other user within a distance of up to 600 m. When connected to your smartphone via Bluetooth®, the ear defenders can be used to conduct telephone calls or use voice assistance without needing to remove your device from your pocket.

	Internal rain protection attachment	Integrated safety glasses	Visor extension	Chin strap	DYNAMIC Sound ear defenders set	ADVANCE ProCOM ear defenders set
ACCESSORIES FOR HELMET SETS						
FUNCTION SERIES						
FUNCTION BASIC	○	-	-	-	-	-
DYNAMIC SERIES						
DYNAMIC ERGO	○	-	-	○	-	-
DYNAMIC X-ERGO	○	○	-	○	-	-
ADVANCE SERIES						
ADVANCE VENT	○	○	○	○	○	○
ADVANCE X-VENT	○	○	○	○	○	○
ADVANCE X-VENT SOUND	○	○	○	○	●	○
ADVANCE X-VENT PROCOM	○	○	○	○	○	●
ADVANCE X-CLIMB	○	-	-	●	-	○

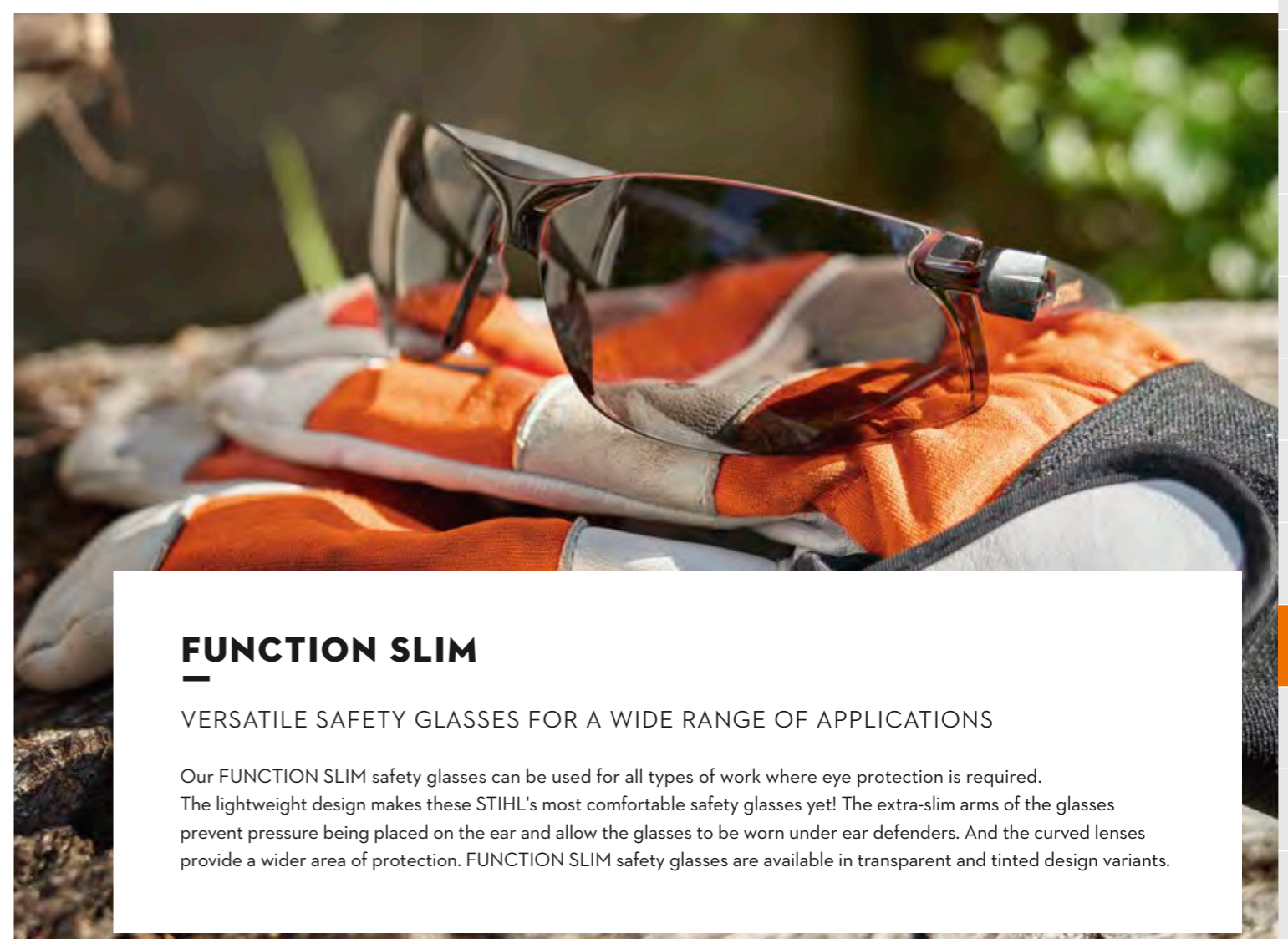
● Fitted as standard + Normal Ⓞ Explanation of symbols on page 347
 ○ Optional
 - Not available



SAFETY GLASSES

	Order number	Glass colour	Application	Safety requirements	Ballistic protection class	Adjustable frame/arms	Side protection	Scratch-resistant	Non-fogging	Rotatable glass	100% UV protection
FUNCTION SERIES											
FUNCTION SLIM		0000 884 0378	● Ideal in bright sunlight								
		0000 884 0377	○ Ideal in low-light situations	EN 166	F (45 m/s)	-	●	●	-	-	●
DYNAMIC SERIES											
DYNAMIC CONTRAST		0000 884 0363	● Very high contrast enhancement								
		0000 884 0364	● High contrast enhancement								
		0000 884 0365	● Ideal in bright sunlight	EN 166	F (45 m/s)	-	●	●	●	-	●
		0000 884 0366	○ Ideal in low-light situations								
DYNAMIC SERIES											
DYNAMIC LIGHT PLUS		0000 884 0372	● Very high contrast enhancement								
		0000 884 0371	● Ideal in bright sunlight	EN 166	F (45 m/s)	-	●	●	●	-	●
		0000 884 0370	○ Ideal in low-light situations								
SAFETY GLASSES FOR GLASSES WEARERS											
STANDARD		0000 884 0367	○ Universal use, can be used with spectacles	EN 166	F (45 m/s)	-	●	●	-	-	●
ULTRASONIC		0000 884 0359	○ Emergency services saw, cut-off machine, ideal in low-light or dusty situations	EN 166	B (120 m/s)	●	●	●	●	-	●

● As standard
- Not available








FUNCTION SLIM






VERSATILE SAFETY GLASSES FOR A WIDE RANGE OF APPLICATIONS

Our FUNCTION SLIM safety glasses can be used for all types of work where eye protection is required. The lightweight design makes these STIHL's most comfortable safety glasses yet! The extra-slim arms of the glasses prevent pressure being placed on the ear and allow the glasses to be worn under ear defenders. And the curved lenses provide a wider area of protection. FUNCTION SLIM safety glasses are available in transparent and tinted design variants.



WORK GLOVES

Function	Sizes	Order number	Material	Standard	Performance levels according to EN 388: abrasion / cut / tear / perforation / ISO cut	Fit / cut	Sensitivity	Durability	Low temperature protection	Cuff	Special features
FUNCTION SERIES											
PROTECTIVE GLOVES											
FUNCTION SENSOTOUCH											
	M=9 L=10 XL=11	0088 611 1509 0088 611 1510 0088 611 1511	Knitted with nitrile dipping	EN 388 EN ISO 21420	4/1/2/1/X	+++	+++	+	-	Elastic	Suitable for operating smartphones or tablets
FUNCTION UNIVERSAL											
	Universal size	0088 611 1410	Cowskin leather / canvas back	EN 388 EN ISO 21420	2/1/3/3/X	+	+	++	-	Open cuff	Long cuff
DUROGRIP FUNCTION											
	S=8 M=9 L=10 XL=11	0088 611 1008 0088 611 1009 0088 611 1010 0088 611 1011	Knit with latex dipping	EN 388 EN ISO 21420	1/2/2/2/X	++	+	+++	++	Elastic	Good (wet) grip, good water protection
COLD PROTECTION GLOVES											
THERMOGRIP FUNCTION											
	S=8 M=9 L=10 XL=11	0088 611 1208 0088 611 1209 0088 611 1210 0088 611 1211	Knit with latex dipping	EN 388 EN ISO 21420 EN 511	2/2/3/2/X	++	+	+++	+++	Elastic	Good (wet) grip, good water protection
CUT PROTECTION GLOVES											
PROTECT MS FUNCTION											
	S=8 M=9 L=10 XL=11	0088 610 0408 0088 610 0409 0088 610 0410 0088 610 0411	Cowskin leather / textile back	EN 388 EN ISO 21420 EN ISO 11393	2/1/3/1/X	+	+	+++	++	Elastic	Cut protection class 0

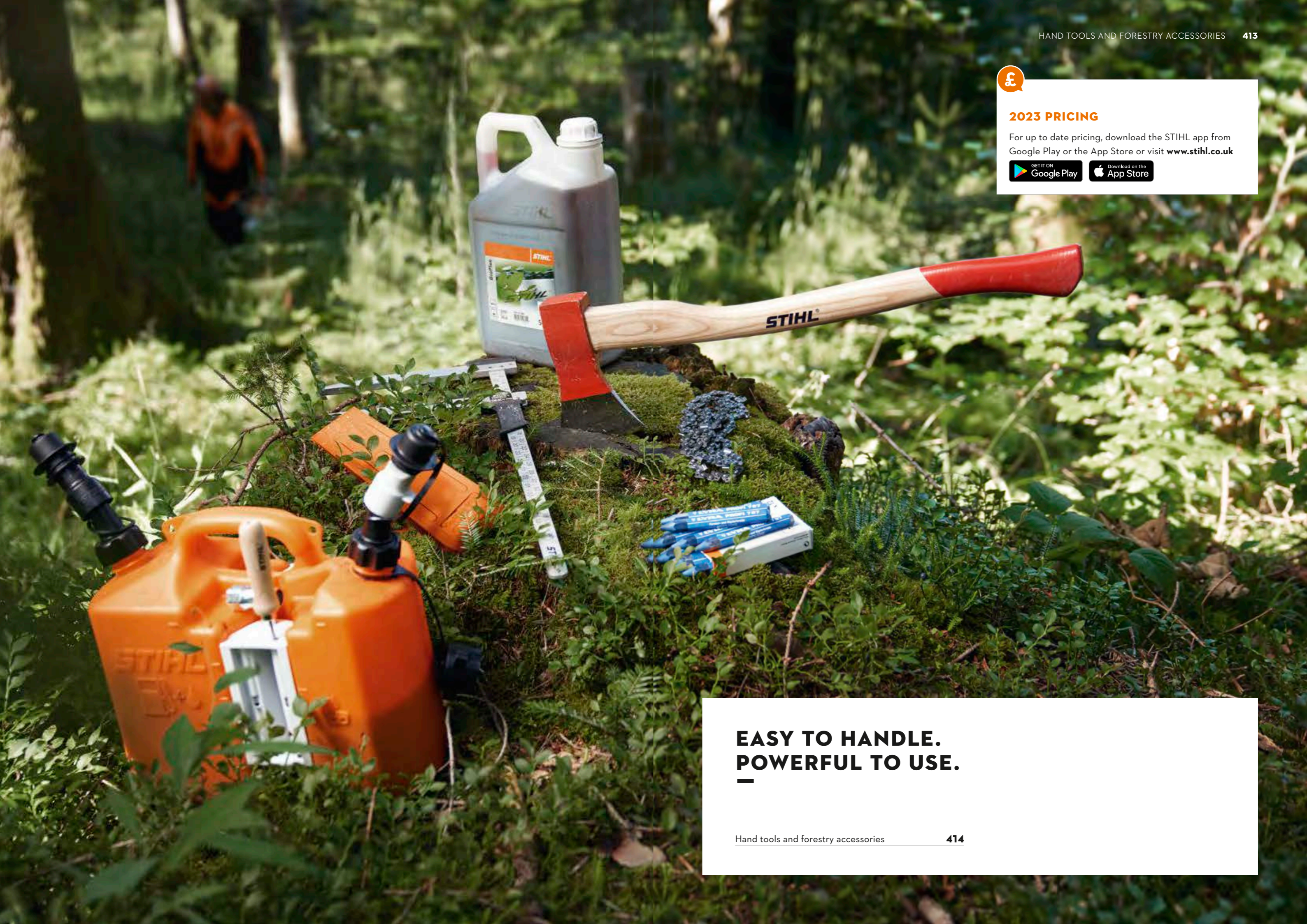
Function	Sizes	Order number	Material	Standard	Performance levels according to EN 388: abrasion / cut / tear / perforation / ISO cut	Fit / cut	Sensitivity	Durability	Low temperature protection	Cuff	Special features
DYNAMIC SERIES											
PROTECTIVE GLOVES											
DYNAMIC DURO											
	S=8 M=9 L=10 XL=11	0088 611 1308 0088 611 1309 0088 611 1310 0088 611 1311	Cowskin leather	EN 388 EN ISO 21420	2/1/3/2/X	++	+	+++	-	Open cuff	All-round leather
DYNAMIC VENT											
	S=8 M=9 L=10 XL=11	0088 611 1708 0088 611 1709 0088 611 1710 0088 611 1711	Synthetic leather / textile back	EN 388 EN ISO 21420	2/1/2/1/X	++	++	-	-	Elasticated, Velcro	Light, breathable
COLD PROTECTION GLOVES											
DYNAMIC THERMOVENT											
	S=8 M=9 L=10 XL=11	0088 611 0508 0088 611 0509 0088 611 0510 0088 611 0511	Goatskin leather / textile back	EN 388 EN ISO 21420 EN 511	3/1/1/1/X	+++	+++	++	++	Elastic	Breathable
CUT PROTECTION GLOVES											
DYNAMIC PROTECT MS											
	S=8 M=9 L=10 XL=11	0088 610 0308 0088 610 0309 0088 610 0310 0088 610 0311	Cowskin leather / textile back	EN 388 EN ISO 21420 EN ISO 11393	3/1/2/2/X	++	++	+++	++	Elastic	Cut protection class 1
ADVANCE SERIES											
PROTECTIVE GLOVES											
ADVANCE ERGO MS											
	S=8 M=9 L=10 XL=11	0088 611 1608 0088 611 1609 0088 611 1610 0088 611 1611	Cowskin leather / textile back	EN 388 EN ISO 21420	2/1/3/1/X	+++	+++	++	-	Elasticated, Velcro	Breathable, reflective strips





2023 PRICING

For up to date pricing, download the STIHL app from Google Play or the App Store or visit www.stihl.co.uk



**EASY TO HANDLE.
POWERFUL TO USE.**

CORDLESS GARDEN PRUNER



Included in the set:

- 1 x AS 2 Lithium-Ion battery, 28 Wh, 10.8 V
- 1 x AL 1 standard charger
- 1 x Light guide bar, 10 cm / 4"
- 1 x 1/4" P - PM3 saw chain, 10 cm / 4"
- 1 x Multioil Bio, 50 ml
- 1 x black/orange carry bag with eyelets for wall-mounting

GTA 26

10.8 V · 1.2 kg[ⓐ]



Cordless garden pruner with a wide range of uses. For pruning trees and shrubs, cutting up garden waste and building with wood. With a 1/4" P - PM3 chain for high cutting power and performance. Non-slip control handle for very good ergonomics. Tool-free chain replacement and flexible protective hood for safe work, with charge-level indicator.

Working time with AS 2 battery is up to 25 minutes.

NEW GTA 26 tool only:

Excluding battery, charger and carry bag, including bar and saw chain

Bar length **10 cm / 4"**
Order number **GA01 011 6900**

Set GTA 26 with AS 2 and AL 1

Bar length **10 cm / 4"**
Order number **GA01 011 6917**

Cut Kit 1 **2 x PM3 saw chain / 1 x Light guide bar**
Order number **3007 000 9900**

Order number	Rated voltage (V)	Weight (kg)	Sound pressure level [ⓑ] (dB(A))	Sound power level [ⓑ] (dB(A))	Vibration level left / right [ⓑ] (m/s ²)	Bar length (cm / inches)	Chain pitch (inches)	Drive link thickness / groove width (mm)	Picco Micro 3 (PM3) Order number	Light (GTA 26) Order number
CORDLESS GARDEN PRUNER										
NEW GTA 26 tool only GA01 011 6900	10.8	1.2 [ⓐ]	77.0	86.0	2.9/2.8	10/4	1/4 P	1.1	3670 000 0028	3007 003 0101
Set GTA 26 with AS 2 + AL 1 GA01 011 6917	10.8	1.45 [ⓐ]	77.0	86.0	2.9/2.8	10/4	1/4 P	1.1	3670 000 0028	3007 003 0101

AS 2



28 Wh

BATTERY POWER[ⓐ]

CAPACITY BATTERY CHARGING TIMES: 80% / 100%



60 min / 80 min

BATTERY RANGES[ⓐ] (EXAMPLE USE)

WORKING TIME PER BATTERY CHARGE[ⓐ] (up to...)

GTA 26

When sawing branches (Ø 4 cm) up to ...



80 cuts

25 min

For up to date pricing, please download the STIHL app or visit www.stihl.co.uk

[ⓐ] Weight excluding battery, but including cutting attachment
[ⓑ] K-factor according to Dir. 2006 / 42 / EC = 2,0 dB(A)
[ⓐ] K-factor according to Dir. 2006 / 42 / EC = 2,0 m/s²

[ⓐ] Weight including battery and cutting attachment, excluding charger
[ⓑ] Explanation of symbols on page 448



AS 2 BATTERY

Lightweight, compact and powerful 10.8 V battery. Compatible with all 10.8 V power tools from the STIHL AS System (not HSA 25). 28 Wh battery power[ⓐ], weight 0.22 kg.

Order number **EA02 400 6500**



AL 1 STANDARD CHARGER

230 V. Compatible with the STIHL AS 2 battery. With charge-level indicator (flashing LED pattern). Cable tie with Velcro tape. Wall-mounting possible.

Order number **EA03 430 2504**



MULTIOIL BIO

Multi-functional oil with a diverse range of uses. Can be used as a lubricant (for example with GTA 26 pruner), cleaner, corrosion protection, rust protection, and creep oil. Cannot be used as a chain lubricant for chainsaws. The oil has an eco-friendly composition, as it is produced 90% from renewable raw materials and is 90% biodegradable. Natural oil base, does not resinify.

50 ml
Order number **0782 516 8500**

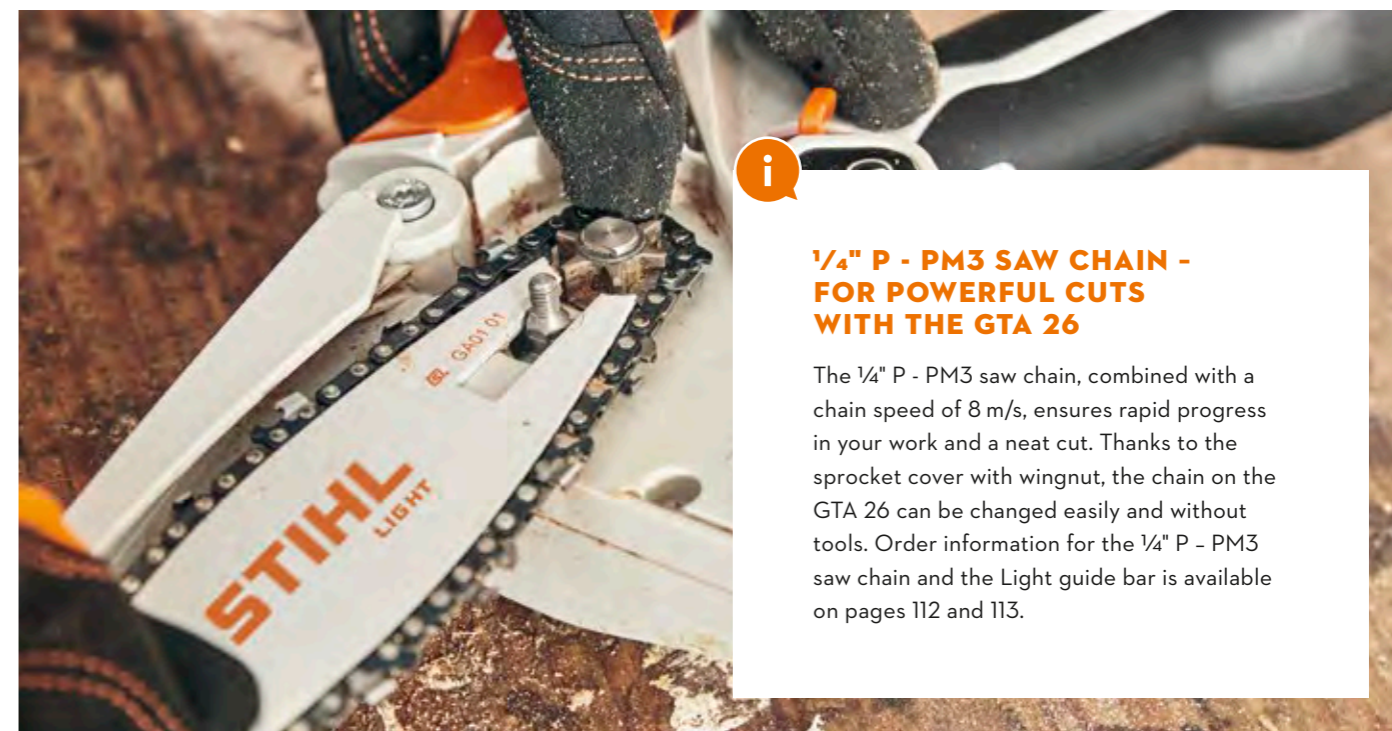
150 ml
Order number **0782 516 8504**

HOLSTER

Allows the GTA 26 to be carried on a belt for quick access while working. Adjustable leg strap secures holster to leg for reduced movement and better comfort. Additional flap helps to secure GTA 26 firmly in place.



For GTA 26
Order number **GA01 490 1700**

















1/4" P - PM3 SAW CHAIN - FOR POWERFUL CUTS WITH THE GTA 26

The 1/4" P - PM3 saw chain, combined with a chain speed of 8 m/s, ensures rapid progress in your work and a neat cut. Thanks to the sprocket cover with wingnut, the chain on the GTA 26 can be changed easily and without tools. Order information for the 1/4" P - PM3 saw chain and the Light guide bar is available on pages 112 and 113.

[ⓐ] Power capacity according to the specifications of the cell manufacturer. The actual power capacity available during operation is lower, to increase service life
[ⓑ] The values provided are estimates and may vary depending on cutting done
[ⓐ] The battery working times and area specifications for each battery charge are estimates and may vary depending on how the tool is used and what is being cut
A set is a single box including the tool, battery and charger.



	Order number	Length (cm)	Weight (g)	Branch diameter up to (mm)	Suitable for hand size	Viticulture [Ⓢ]	Orchards [Ⓢ]	Horticulture [Ⓢ]	Garden and park maintenance [Ⓢ]	Description
BYPASS SECATEURS[Ⓢ]										
PG 10										
	0000 881 3604	22	230	20	M L	+	+	++	+	Bypass secateurs for small pruning jobs around the garden. Creates a clean cut with minimal damage to the shoot, making them ideal for pruning live plants. Features a Wire cutting notch and single hand clasp
PG 20										
	0000 881 3637	22	240	25	M L	++	++	++	+++	Bypass secateurs for pruning jobs around the garden. Creates a clean cut with minimal damage to the shoot, making them ideal for pruning live plants. Features a Wire cutting notch and single hand clasp
PG 30										
	0000 881 3638	22	255	25	M L	+++	+++	++	+++	Bypass secateurs with excellent cutting performance for a wide range of landscaping tasks. Creates a clean cut with minimal damage to the shoot, making them ideal for pruning live plants. Features a wire cutting notch, single hand clasp and sap groove
FELCO F 6										
	0000 881 8501	20	210	20	S M	+++	++	+++	++	Felco bypass secateurs suited to use with smaller plants and flowers. Creates a clean cut with minimal damage to the shoot, making them ideal for pruning live plants. Features a wire cutting notch, single hand clasp and sap groove
FELCO F 8 FELCO F 9 (for left-handed users)										
	0000 881 8503 0000 881 8504	21	245	25	M L	+++	+++	++	+++	Felco bypass secateurs with excellent cutting performance for a wide range of landscaping tasks. Creates a clean cut with minimal damage to the shoot, making them ideal for pruning live plants. Features a wire cutting notch, single hand clasp and sap groove
FELCO F 2										
	0000 881 8500	22	240	25	M L	++	++	++	+++	Felco bypass secateurs for general use around the garden. Creates a clean cut with minimal damage to the shoot, making them ideal for pruning live plants. Features a wire cutting notch, single hand clasp and sap groove
FELCO F 7										
	0000 881 8502	21	290	25	M L	+++	+++	++	+++	High performance Felco bypass secateurs with an ergonomic revolving handle. Revolving handle makes using the secateurs easier to use and prevents the handle from rubbing on skin. Also features a wire cutting notch, single hand clasp and sap groove
ANVIL SECATEURS[Ⓢ]										
PG 25										
	0000 881 3639	20	260	15	M L	+	+++	+	++	Anvil secateurs for cutting hard branches and dead wood. Comfortable and grippy handle, single hand clasp

	Order number	Length (cm)	Weight (g)	Branch diameter up to (mm)	Viticulture [Ⓢ]	Orchards [Ⓢ]	Horticulture [Ⓢ]	Garden and park maintenance [Ⓢ]	Description
BYPASS PRUNING SHEARS[Ⓢ]									
PB 10									
	0000 881 3669	60	1,000	35	+++	+++	++	++	Lightweight bypass pruning shears for precise cutting of live plants and green material. Pull-to-cut cutting head with dampers to protect joints and increase comfort level during use
PB 11									
	0000 881 3670	75	1,150	35	+++	+++	++	++	Lightweight bypass pruning shears for precise cutting of live plants and green material. Pull-to-cut cutting head with dampers to protect joints and increase comfort level during use
PB 20									
	0000 881 3664	80	1,125	42	++	++	++	++	Bypass pruning shears for precise cutting of live plants and branches. Suitable for cutting, rejuvenating and landscaping work. Pull-to-cut cutting head with dampers to protect joints and increase comfort level during use
PB 30									
	0000 881 6500	83	1,695	50	+++	+++	++	+++	Versatile, high performance bypass pruning shears for cutting thicker branches and green material. Pull-to-cut cutting head with dampers to protect joints and increase comfort level during use
ANVIL PRUNING SHEARS[Ⓢ]									
PB 25									
	0000 881 3653	80	1,245	40	-	++	-	++	Anvil pruning shears for cutting dead or hard branches. Low impact damper prevents shocks when the blades are clamped
PB 35									
	0000 881 3665	80	1,460	48	-	+++	-	+++	Heavy duty anvil pruning shears for cutting tough deadwood or hard branches. Hook for removing material out of reach, low impact damper prevents shocks when the blades are clamped



MEGACUT PRUNING SAW

For quick and precise sawing. Three-sided Japanese tothing, impulse hardened, chrome-plated steel, conical blade shape, ergonomic soft handle, corrosion-resistant, with holster for mounting on either side for operation by both left and right-handed users.

With straight saw blade for all-purpose use in horticulture and landscaping.

PR 24, 24 cm / 9.5" saw blade, 305 g, branches up to Ø 100 mm
Order number **0000 881 8701**



PR 33, 33 cm / 13" saw blade, 370 g, branches up to Ø 150 mm
Order number **0000 881 8702**

With a curved saw blade for pressure-free sawing, including in tree maintenance work.

PR 27 C, 27 cm / 10.5" saw blade, 358 g, branches up to Ø 120 mm
Order number **0000 881 8703**



PR 33 C, 33 cm / 13" saw blade, 391 g, branches up to Ø 150 mm
Order number **0000 881 8704**

Made from tempered anti-corrosion carbon steel for very quick sawing, with smooth cut surfaces. Clustered teeth with clearing slots, curved beech handle.



PR 32 CW, 32 cm / 12.5" saw blade, 230 g, branches up to Ø 150 mm
Order number **0000 881 4111**

HANDYCUT FOLDING PRUNING SAW

For quick and precise sawing. Three-sided Japanese tothing, impulse hardened, chrome-plated steel, conical blade shape, ergonomic soft handle, folding saw blade, corrosion-resistant.



PR 16, 16 cm / 6.3" saw blade, 160 g, branches up to Ø 65 mm
Order number **0000 881 8700**

HEDGE SHEARS

For soft to extremely tough hedges and shrubs. Specially coated and corrosion-resistant serrated blades with sap grooves, tool-free adjustment of the blade connection, beechwood handle, impact absorber.



PH 10
Order number **0000 881 3671**

SUPER TURBOCUT TELESCOPIC SAW

Professional saw for use with telescopic shaft, with hard chrome-plated carbon steel that always stays sharp, high-performance cutting edge with clearing slots to prevent jamming. Bark cutter prevents tearing of bark, the hook keeps the saw in the cut. With cover for safe storage.

PR 40 CT, 40 cm / 20" saw blade, 400 g, branches up to 200 mm
Order number **0000 881 4141**

**TELESCOPIC SHAFT**

High-strength, oval-shaped aluminium rod with clamp lever and lock for infinitely variable length adjustment. Heavy load position. Long rubber insulation on handle for a secure grip.

For PR 40 CT, 184 - 456 cm
Order number **0000 881 4113**

HOLSTER

Extremely hard-wearing cowskin, black.



For PG 10, PG 20, PG 30 and PG 25 secateurs
Order number **0000 881 3644**

3-IN-1 SHARPENING TOOL

Can be used for pruning shears and secateurs, axes and hatchets, as well as blades and household shears. Ergonomic design for ease of use and a professional sharpening result.



Order number **0000 881 9801**

SHARPENING STONE AND WHETSTONE

For pruning shears, secateurs and hedge trimmers as well as precision grinding of bush hooks, debarking irons and axes. Two-sided with coarse and fine grain, for use with oil or water.



Order number **0000 881 6001**

PLASTIC FELLING AND CUTTING WEDGES

Impact-resistant even at low temperatures. Polyamide, textured surface prevents the wedge from slipping out, in three lengths for medium and thick wood, enlarged wedge angle.

19 cm / 7"
Order number **0000 881 2212**

23 cm / 9"
Order number **0000 881 2213**

25 cm / 10"
Order number **0000 881 2214**

**ALUMINIUM FELLING AND CLEAVING WEDGES**

With narrow blades for effectively penetrating wood. Three versions for small, medium and large trunk diameters, serrated edge, milled groove, smooth wedge side for easy positioning of a second wedge in the felling cut, high-quality aluminium alloy.

22 cm / 9", 600 g
Order number **0000 881 2222**

24 cm / 9.5", 800 g
Order number **0000 881 2223**

26 cm / 10", 1,000 g
Order number **0000 881 2224**

**ALUMINIUM FELLING WEDGE**

With tothing for an optimum grip on the wood.

12 x 4 cm / 2.5", 190 g
Order number **0000 881 2201**

**ALUMINIUM CHAINSAW WEDGE**

Forged, with wood and ring.

16 cm / 14", 980 g
Order number **0000 890 9200**

**ALUMINIUM ROTATING SPLITTING WEDGE**

Highly effective splitting action due to twist. Milled groove and retaining teeth for particularly good grip on frozen wood, forged for excellent stability combined with a very low weight, round striking surface.

22 cm / 9", 920 g
Order number **0000 881 2221**

**FP 10 PULP HOOK**

For lifting, transporting and piling up plywood. Comfort handle.

Order number **0000 881 4401**

**FZ 10 DRAG HOOK**

For dragging logs, with a ground tip for hooking into logs more easily. High-quality, hardened steel, comfort handle.

Order number **0000 881 2907**

**FP20 HAND LIFTING TONGS**

For moving wood, with an angled comfort handle. Hardened tips.

Opens to **20 cm / 8"**
Order number **0000 881 3005**

**HAND HOOKAROON**

For picking up and positioning firewood, small tree trunks and discs of wood. Ash handle, German design.

35 cm / 14", 500 g
Order number **0000 881 2800**

**SWISS BUSH HOOK**

Suitable for managing young growth and clearing low growth. With protective leather handle.














Total length **44 cm, blade length 32 cm, 650 g**
Order number **0000 881 3400**

**FELLING LEVERS**

For tipping the tree over the felling hinge in the intended direction. With a cant hook for turning logs. Made from a special steel alloy.

76 cm / 30", 1,800 g
Order number **0000 881 2701**

130 cm / 51", 3,400 g
Order number **0000 881 2700**


	Order number	Length (cm)	Head weight (g)	Material axe handle	Delimiting	Felling with an axe	Lighter/mid-range cleaving (kindling, 30 cm long, Ø up to 30 cm)	Mid-range/heavier cleaving (35 cm long, Ø up to 50 cm)	Cleaving metre-length logs and heavy wood (with cleaving wedges if necessary)	Felling with a wedge (aluminium or plastic)
CLASSIC										
AX 6 FORESTRY HATCHET										
	0000 881 1969	40	600	Ash	+	-	+	-	-	-
AX 10 FORESTRY AXE										
	0000 881 1971	60	1,000	Ash	++	+	+	-	-	+
CLEAVING AXES Optimum cleaving results with minimum effort thanks to wedge-shaped head.										
AX 13 C CLEAVING HATCHET 										
	0000 881 1914	50	1,250 [ⓐ]	Ash	+	-	++	-	-	+
AX 28 CS CLEAVING AXE 										
	0000 881 2014	80	2,800 [ⓐ]	Hickory	+	-	+++	+++	-	+
CLEAVING HAMMERS Forged hammerhead with reversible tip. Extra large striking surface for safer handling when driving in aluminium and plastic wedges.										
AX 30 C CLEAVING HAMMER										
	0000 881 2009	85	3,000	Ash	-	-	++	+++	+++	++
LIGHT										
AX 6 P FORESTRY HATCHET 										
	0000 881 6801	37	640	Polyamide	++	-	+	-	-	-
AX 15 P FORESTRY AXE 										
	0000 881 6701	73	1,450	Polyamide	++	++	++	+	-	-
AX 20 PC CLEAVING AXE 										
	0000 881 6602	75	1,950	Polyamide	-	+	+++	-	-	+

+ Suitable ++ Very suitable +++ Extremely suitable
 - Not suitable - Not suitable

ⓐ Including 300 g impact protection sleeve
 ⓑ A retrofittable replacement handle kit with impact protection sleeve is available for these hand tools - speak to your STIHL Approved Dealer

ⓓ With nail puller
 ⓔ Explanation of quality marks on page 455

FOREST TAPE MEASURE

 Automatically self-retracting, metal casing.



Length 15 m / 6"
 Order number 0000 881 0800

Length 25 m / 10"
 Order number 0000 881 0801

ACCESSORIES: REFILLS

Length 15 m / 6"
 Order number 0000 881 0871

Length 25 m / 10"
 Order number 0000 881 0872

NEW WOOD MOISTURE GAUGE

This compact, handheld device accurately measures the moisture content of wood. Seasoning wood reduces the moisture content and helps the wood to burn efficiently, helping to improve heat output. Ideally wood should be dried until the moisture content is 20% or less. The clear display and simple controls make taking measurements of wood, plaster and cement easy.



Orange / grey
 Order number 0421 600 0080

ONLY WHILE STOCKS LAST! WOOD MOISTURE METER


This practical, portable measuring device reliably measures the moisture not only in firewood and construction timber, but also other materials such as plaster and cement. The device also indicates the ambient air temperature. Includes four batteries (1.5 V, LR44).



Order number 0464 802 0010

£ For up to date pricing, please download the STIHL app or visit www.stihl.co.uk

ECO MARKER SPRAYS

 High-quality, frost-resistant and environmentally-friendly long-lasting marking colour with an intensive, luminous pigment and opacity. The adhesive agent is 100% biodegradable, permanently visible even on damp or frozen surfaces, practically odourless and extremely effective.



Can, 500 ml
 Colour Order number
 Orange 0000 881 1787
 Red 0000 881 1789
 Yellow 0000 881 1790

PRO MARKING CHALK

Marking chalk for dry and wet wood. Strong pigmentation, weather- and light-resistant, highly break-resistant.



Length 12 cm / 5", 12 pieces per pack
 Colour Order number
 Blue 0000 881 1500
 Red 0000 881 1501
 Yellow 0000 881 1503
 Black 0000 881 1504

CHALK HOLDER



Highly visible colour. Metal chalk clamp, impact-resistant and very sturdy plastic housing (ABS).

For Ø 11 - 12 mm chalks
 Order number 0000 881 1602

LEATHER TOOL BELT



Extremely hard-wearing, long-lasting, approx. 3 mm thick cowskin leather. Double prong buckle.

Width 4 cm Length 125 cm
 Colour Order number
 Black 0000 881 0602
 Tan 0000 881 0600



STIHL COLLECTION

Jackets	424
Sweatshirts and Hoodies	426
Shirts	428
Caps, Beanies and Hats	432
Snood, Scarf and Gloves, Backpacks	434
Socks, Sliders, Boxer Shorts	435
Home and garden	436
Toys	440

STIHL TIMBERSPORTS®

Clothing	442
Accessories	446



2023 PRICING

For up to date pricing, download the STIHL app from Google Play or the App Store or visit www.stihl.co.uk



STIHL COLLECTION

Our products are made for discovering the world or simply for staying at home. They are durable and simple, combine contemporary cuts with rugged materials, or impress with a casual material blend. Our products are diverse, but they all have one thing in common: a clear commitment to the STIHL brand.

JACKETS

"STIHL" FLEECE JACKET UNISEX

100% polyester

A classic design: this fleece jacket, made from warm, soft polyester fibre, protects against the cold whilst offering absolute ease of movement



Black	Order number
Sizes	
S	0421 100 0048
M	0421 100 0052
L	0421 100 0056
XL	0421 100 0060
XXL	0421 100 0064

"ICON" FLEECE JACKET MEN

100% polyester

This thermal fleece jacket is perfect for walks and adventures in the cooler climate. With a stand-up collar, zip pockets and a plush STIHL chainsaw badge on the chest.



Dark olive/black	Order number
Sizes	
S	0421 100 0848
M	0421 100 0852
L	0421 100 0856
XL	0421 100 0860
XXL	0421 100 0864

"LOGO CIRCLE" SOFT-SHELL JACKET MEN

96% polyester, 4% elastane

Functional warmth! Our black softshell jacket is an all-year-round companion. The grey stepped shoulder section, orange accents on the hood and side pockets, and the STIHL ElastoStart zipper are carefully selected details that make this jacket something very special.



Black/grey	Order number
Sizes	
S	0420 910 0148
M	0420 910 0152
L	0420 910 0156
XL	0420 910 0160
XXL	0420 910 0164

NEW "PERFORMANCE" FLEECE JACKET MEN

100% polyester

Grey fleece jacket for autumn days. This jacket is made from structured fleece with a brushed inner, and includes inserts made from hard-wearing woven polyester twill on the shoulders and sleeves. The two zip pockets on the sides can be used to store your keys or to keep your hands warm when you're out on an autumn walk.



Grey	Order number
Sizes	
S	0421 100 2148
M	0421 100 2152
L	0421 100 2156
XL	0421 100 2160
XXL	0421 100 2164
XXXL	0421 100 2168

"LOGO CIRCLE" WINDBREAKER MEN

100% polyester

A sporty bomber-jacket-style windbreaker with a hood and high-quality printed STIHL logo on the chest. The vibrant orange mesh lining contrasts with the black of the jacket for a classic STIHL look. Elasticated cuffs, zip pockets on the side and a STIHL ElastoStart zipper makes this windcheater a must-have!



Black	Order number
Sizes	
S	0420 910 0348
M	0420 910 0352
L	0420 910 0356
XL	0420 910 0360
XXL	0420 910 0364

NEW "STIHL LOGO" HOODIE JACKET UNISEX

100% cotton

A simple black zip-up hoodie with a STIHL ElastoStart zip. This jacket features a cord-free hood, two zip pockets and the STIHL logo as a slightly raised 3D print on the chest. Simple, effective and great for all types for weather.



Black	Order number
Sizes	
S	0421 100 2548
M	0421 100 2552
L	0421 100 2556
XL	0421 100 2560
XXL	0421 100 2564
XXXL	0421 100 2568



"PACKABLE" RAIN JACKET KIDS

100% polyamide

To keep little ones dry even in sudden rain showers. Our green rain jacket with orange zips is as stylish as it is practical. Elasticated cuffs prevent water from getting into the sleeves, while the hood, taped seams and high collar do the same at the top. And best of all: this rain jacket can be packed into its side pocket to form a small parcel. There's nothing like having fun in the rain!

Green	Age	Order number
Sizes		
S	5-6	0420 410 0316
M	7-8	0420 410 0328
L	9-10	0420 410 0340
XL	10-12	0420 410 0352



"STIHL" RAIN JACKET KIDS

100% polyester with polyurethane coating, waterproof

There's no such thing as bad weather when you have the STIHL children's rain jacket. This jacket has a special waterproof coating and heat-sealed seams so it will withstand any weather. Reflective front print with chainsaw, "ON DUTY" text, and STIHL logo.

Orange	Age	Order number
Sizes		
XS	3-4	0420 410 0204
S	5-6	0420 410 0216
M	7-8	0420 410 0228
L	9-10	0420 410 0240
XL	10-12	0420 410 0252



SWEATSHIRTS AND HOODIES



"BLUE" HOODIE MEN

70% cotton, 30% polyester

Blue is the colour! This vibrant blue hoodie breaks the orange STIHL trend. With a black hood and a subtle dark blue STIHL logo outlined on the back, it's a super comfortable piece for your wardrobe.

Blue/black

Sizes	Order number
S	0421 400 0548
M	0421 400 0552
L	0421 400 0556
XL	0421 400 0560
XXL	0421 400 0564



NEW "COLOURBLOCK" HOODIE UNISEX

100% cotton

It's not often that we stray from our usual black, orange and grey colour palette, but this one slipped through the net. The new green and white colourblocked hoodie has a large STIHL logo on the chest and on the arms, giving a retro look to your wardrobe. And the cotton fabric of this hoodie makes it especially comfortable to wear!

Green / white

Sizes	Order number
S	0421 400 1348
M	0421 400 1352
L	0421 400 1356
XL	0421 400 1360
XXL	0421 400 1364
XXXL	0421 400 1368



"STIHL LOGO" SWEATSHIRT UNISEX

100% cotton

Casual sweatshirt in a regular fit, with distinctive, slightly raised 3D STIHL logo print on chest. A strong design for strong personalities: this sweatshirt is made from a soft blend, adapts to the wearer's shape while always looking relaxed and casual. Wide cuffs for extra-comfortable fit.

Black

Sizes	Order number
S	0420 900 1548
M	0420 900 1552
L	0420 900 1556
XL	0420 900 1560
XXL	0420 900 1564



NEW "STIHL LOGO" SWEATSHIRT UNISEX

100% cotton

Simple STIHL sweatshirt in black. Two front zip pockets and orange drawstring. Chest is decorated with a raised 3D print of the STIHL logo.

Black

Sizes	Order number
S	0421 300 4848
M	0421 300 4852
L	0421 300 4856
XL	0421 300 4860
XXL	0421 300 4864
XXXL	0421 300 4868



"ICON" HOODIE MEN

60% cotton, 40% polyester

A woven chainsaw on the left side of the chest as well as the STIHL "LEGENDARY PERFORMANCE" cork badge on the back.

Grey

Sizes	Order number
S	0420 620 0648
M	0420 620 0652
L	0420 620 0656
XL	0420 620 0660
XXL	0420 620 0664



"ICON" HOODIE WOMEN

60% cotton, 40% polyester

On-trend details such as the unfinished cuff edging, small woven chainsaw on the left side of the chest, and the cork badge on the back.

Grey

Sizes	Order number
XS	0420 620 0534
S	0420 620 0538
M	0420 620 0542
L	0420 620 0546
XL	0420 620 0550



"ICON" ZIP-UP HOODIE MEN

60% cotton, 40% polyester

This cosy zip-up hoodie has a woven chainsaw on the left side of the chest as well as the "STIHL LEGENDARY PERFORMANCE" cork badge on the back.

Grey

Sizes	Order number
S	0420 610 1048
M	0420 610 1052
L	0420 610 1056
XL	0420 610 1060
XXL	0420 610 1064



"ORANGE" HOODIE UNISEX AND KIDS

100% cotton

A bright, STIHL orange hoodie for both adults and children. With a large STIHL logo on the chest, you can match with your kids and show-off your pride for STIHL! With large, slightly raised 3D logo on the chest.

Orange

Sizes	Order number
S	0421 400 0448
M	0421 400 0452
L	0421 400 0456
XL	0421 400 0460
XXL	0421 400 0464



KIDS

Orange

Sizes	Age	Order number
XS	3-4	0421 400 0804
S	5-6	0421 400 0816
M	7-8	0421 400 0828
L	9-10	0421 400 0840
XL	10-12	0421 400 0852



"WILD KIDS" LONG-SLEEVED SHIRT KIDS

60% cotton, 40% polyester

This long-sleeved shirt is made from a soft, snug cotton blend and kids will love the sewn-on patches featuring cool motifs such as an excavator, a chainsaw and the "WILD KIDS" logo. Stand-up collar with contrasting button placket, various cartoon-style badges, cuffed sleeves.

Grey

Sizes	Age	Order number
XS	3-4	0420 400 0304
S	5-6	0420 400 0316
M	7-8	0420 400 0328
L	9-10	0420 400 0340
XL	10-12	0420 400 0352



SHIRTS



NEW
"ORGANIC" T-SHIRT
MEN

100% organic cotton

Brand new, organic cotton t-shirts for 2023 - available in classic STIHL orange and a soft blue, made using organic dyes.

Blue		Orange	
Sizes	Order number	Sizes	Order number
S	0421 300 4048	S	0421 300 4248
M	0421 300 4052	M	0421 300 4252
L	0421 300 4056	L	0421 300 4256
XL	0421 300 4060	XL	0421 300 4260
XXL	0421 300 4064	XXL	0421 300 4264
XXXL	0421 300 4068	XXXL	0421 300 4268



NEW
"MSA 300" T-SHIRT
UNISEX

100% cotton

Have you ever seen those blokes that wear a Mercedes cap while driving one? Now you can replicate the look with this MSA 300 t-shirt - to only be worn while using the most powerful cordless chainsaw from STIHL!

Sizes	Order number
S	0421 300 2848
M	0421 300 2852
L	0421 300 2856
XL	0421 300 2860
XXL	0421 300 2864
XXXL	0421 300 2868



WHILE STOCKS LAST!
"MS 500i" T-SHIRT
MEN

90% cotton, 10% Viscose

The STIHL MS 500i is synonymous with innovation, speed and precision - exactly what this t-shirt conveys. You're sure to attract attention with the large chainsaw print on the front.

Sizes	Order number
S	0420 900 0748
M	0420 900 0752
L	0420 900 0756
XL	0420 900 0760
XXL	0420 900 0764



"ICON" T-SHIRT
MEN

70% cotton and 30% polyester

A casual fitting, round-neck t-shirt for men - with a small woven chainsaw on the left side of the chest and cork badge on the back.

Sizes	Order number
S	0420 600 0848
M	0420 600 0852
L	0420 600 0856
XL	0420 600 0860
XXL	0420 600 0864



WHILE STOCKS LAST!
"ICON" T-SHIRT
WOMEN

65% cotton, 30% polyester, 5% elastane

Casual-fit t-shirt for women. Round-necked and made from a comfortable material blend with a chainsaw logo on the chest and cork badge on the back.

Sizes	Order number
XS	0420 600 1634
S	0420 600 1638
M	0420 600 1642
L	0420 600 1646
XL	0420 600 1650



"STIHL" T-SHIRT
MEN

95% cotton with 5% elastane

A white round-neck t-shirt for a perfect fit, featuring a stylish STIHL logo printed on the front in orange and black.

Sizes	Order number
S	0420 200 0448
M	0420 200 0452
L	0420 200 0456
XL	0420 200 0460
XXL	0420 200 0464



"STIHL" T-SHIRT
WOMEN

95% cotton, 5% elastane

A white round-neck t-shirt for a perfect fit, featuring a stylish STIHL logo printed on the front in orange and black.

Sizes	Order number
XS	0420 200 0534
S	0420 200 0538
M	0420 200 0542
L	0420 200 0546
XL	0420 200 0550



"ICON" POLO SHIRT MEN

Grey: 92% cotton, 8% polyester; Blue: 100% cotton

Subtle and stylish. This polo shirt has a small chainsaw on the chest and "LEGENDARY PERFORMANCE" cork badge on the back.

Grey		Blue	
Sizes	Order number	Sizes	Order number
S	0420 600 1148	S	0420 600 1348
M	0420 600 1152	M	0420 600 1352
L	0420 600 1156	L	0420 600 1356
XL	0420 600 1160	XL	0420 600 1360
XXL	0420 600 1164	XXL	0420 600 1364



"LOGO CIRCLE" POLO SHIRT UNISEX

100% cotton

Regular-fit polo shirt in cotton piqué, with side vents and ribbed cuffs with orange stripe. High-quality, slightly textured STIHL logo print on chest. Decorative flatlock seams on the inside, also in vibrant orange.

Black	
Sizes	Order number
S	0420 900 1348
M	0420 900 1352
L	0420 900 1356
XL	0420 900 1360
XXL	0420 900 1364



"LOGO CIRCLE" T-SHIRT UNISEX

100% cotton

Round-neck t-shirt in regular fit and high-quality jersey cotton featuring large, tonal, 3-logo print in our signature orange. The inner logo label completes the design.

Orange	
Sizes	Order number
S	0420 600 3748
M	0420 600 3752
L	0420 600 3756
XL	0420 600 3760
XXL	0420 600 3764



"WHITE LOGO" / "BLACK LOGO" T-SHIRT MEN

100% cotton

A subtle STIHL fan t-shirt - this comfortable top proudly displays a shiny STIHL logo across the chest. Available in either black or white.

White		Black	
Sizes	Order number	Sizes	Order number
S	0421 300 1448	S	0421 300 1548
M	0421 300 1452	M	0421 300 1552
L	0421 300 1456	L	0421 300 1556
XL	0421 300 1460	XL	0421 300 1560
XXL	0421 300 1464	XXL	0421 300 1564



NEW "ICON" POLO SHIRT MEN

60% cotton, 40% polyester

The slim, sporty collar of this polo shirt has a STIHL chainsaw print on the front and a small woven "LEGENDARY PERFORMANCE" label on the back.

Dark grey		Blue	
Sizes	Order number	Sizes	Order number
S	0421 300 5148	S	0421 300 5348
M	0421 300 5152	M	0421 300 5352
L	0421 300 5156	L	0421 300 5356
XL	0421 300 5160	XL	0421 300 5360
XXL	0421 300 5164	XXL	0421 300 5364
XXXL	0421 300 5168	XXXL	0421 300 5368

KIDS



"YOUNG WILD" T-SHIRT KIDS

60% cotton, 40% polyester

This cheeky t-shirt for wild kids is ultra-soft and hard-wearing. The cool "YOUNG WILD & STIHL" text on the front and "LEGENDARY PERFORMANCE" label will quickly make it a favourite with kids.

Grey		
Sizes	Age	Order number
XS	3-4	0420 400 0104
S	5-6	0420 400 0116
M	7-8	0420 400 0128
L	9-10	0420 400 0140
XL	10-12	0420 400 0152

CAPS, BEANIES AND HATS



NEW
"LOGO MESH" CAP
 UNISEX

Front panel: 100% cotton,
 mesh: 100% polyester

The trucker cap for real STIHL fans! Black cap with flat profile and slightly curved visor. Featuring a snapback closure which can be used to adjust the size of the trucker cap to fit you.

Black
 Size one size fits all
 Order number 0421 600 0116



"LOGO" CAP
 UNISEX

100% cotton

Black cap with shaped visor and stylish orange details such as the STIHL lettering on the front, a small year indication on the back and "LEGENDARY PERFORMANCE" text on the side.

Black
 Size one size fits all
 Order number 0420 940 0006



"STIHL" BOBBLE HAT
 UNISEX

100% polyacrylic

This knitted hat is a real head turner and features a large STIHL logo in the middle, a band at the bottom and bobble on top.

Orange
 Size one size fits all
 Order number 0421 600 0010



"ICON" CAP
 UNISEX

70% polyester, 30% wool

Our ICON cap with chainsaw embroidery on the front offers added style as well as sun protection. Snapback adjustment.

Blue
 Size one size fits all
 Order number 0420 640 0005



"STIHL" BASEBALL CAP
 UNISEX

100% polyester

This black baseball cap with large, embroidered STIHL logo will suit anyone! So it's clear from a distance - that's STIHL!

Black
 Size one size fits all
 Order number 0464 015 0030



NEW
"STIHL LOGO" BEANIE
 UNISEX

70% polyacrylic, 30% cotton

A grey, warm beanie for those cold days. Unisex, one size fits all: this chunky knit beanie features a turned-up band and a woven patch depicting a white STIHL logo on a black background.

Grey
 Size one size fits all
 Order number 0421 600 0117



"SAW" CAP
 KIDS

100% cotton

Cool and practical. Our grey cap with blue peak and chainsaw badge will become an ever-present favourite - and not just on sunny days.

Grey/blue
 Size one size fits all (52 - 55 cm)
 Order number 0420 440 0001



"ADVENTURE" CAP
 KIDS

100% cotton

Our cap in green with colour-contrast seams and adventure design badge on the front is super-trendy and practical even in sunny weather. This one-size-fits-all cap features a clip closure.

Green
 Size one size fits all (52 - 55 cm)
 Order number 0420 440 0005



"ADVENTURE" BEANIE
 KIDS

100% polyacrylic

Parents are always saying: "Don't forget your hat!" Well you're sure to remember our cheerful green beanie with an orange bobble. This beanie will keep any child super-warm and features an attention-grabbing "FUTURE LUMBERJACK" badge!

Green
 Size one size fits all (48 - 56 cm)
 Order number 0420 440 0002



"SAW" BEANIE
 KIDS

100% acrylic

For cooler weather, we have the perfect beanie for young adventurers. With blue and orange stripes, a dark blue band and a great orange bobble, this hat is sure to keep their ears warm.

Blue
 Size one size fits all (48 - 56 cm)
 Order number 0420 440 0000





SCARF AND GLOVES

WHILE STOCKS LAST!
"LEGENDARY PERFORMANCE"
SCARF
 UNISEX

100% polyacrylic

The knitwear accessory for the winter season. The orange-striped ribbed end section makes this otherwise classic dark grey scarf truly special - even more so because of the sewn-on "LEGENDARY PERFORMANCE" label.

Dark grey marl
 Size approx. 170 x 30 cm
 Order number 0420 140 0002



BACKPACKS

NEW
"STIHL CIRCLE"
BACKPACK

Body material: rip-stop polyester/PU
 Lining material: polyester

Black and orange STIHL backpack with roll closure. This bag also features an outer band which can be used to carry smaller objects and items of clothing. Inside there's space for transporting documents as well as a padded inside pocket for your laptop, etc. This backpack is water-repellent.

Black / white / orange
 Dimensions 30 x 50 x 20 cm (ca. 30 l)
 Order number 0421 600 0103


KIDS
"LUMBERJACK"
GYM BAG

100% polyester

I pack my gym bag and off I go...!
 Our colourful gym bag offers space for your gym kit and also looks great. The perfect companion for every adventure. The "CRAZY BEAVER" and "FUTURE LUMBERJACK" badges make this bag a star on any playing field.

Blue
 Size 35 x 30 cm
 Order number 0420 460 0007


WHILE STOCKS LAST!
"LEGENDARY PERFORMANCE"
GLOVES
 UNISEX

100% polyacrylic

These gloves with a two-colour ribbed look will fit your hand perfectly thanks to the soft knitted material. They also include an innovative touch function on the index fingers and thumbs, meaning you can operate your smartphone and tablet without removing your gloves.

Dark grey marl
 Size Order number
 M 0420 150 0009
 L 0420 150 0010



SNOODS

NEW
"CAMOUFLAGE"
SNOOD
 UNISEX

100% polyester

Warming you up on cold days: this snood with all-over camouflage pattern and STIHL logo print in orange will keep you toasty whilst out and about.

Green
 Dimensions approx. 50 x 24,5 cm
 Sizes Order number
 One size 0421 600 0121



SOCKS

NEW
"WORKER" SOCKS
 UNISEX

32% viscose, 18% wool (merino), 18% polyacrylic, 18% polyamide, 12% cotton, 2% elastane

These smooth-knit merino wool blend boot socks with tick protection are wonderfully warm and cosy. They offer excellent thermal regulation, even when you're working hard. When wearing boots in particular, the Cell-Tech technology and flexible channels ensure optimum cushioning, strain reduction, and optimum fit.

Dark grey / black / orange
 Size Order number
 35-38 0421 500 1538
 39-42 0421 500 1542
 43-46 0421 500 1546


WHILE STOCKS LAST!
"STIHL" SOCKS
 UNISEX

80% cotton, 18% polyamide, 2% elastane

Black socks with orange stripes. Calf-length socks which sit perfectly in place without digging into your skin or slipping down. Made from a blend of materials for a comfortable fit.

Sizes EU	Sizes UK	Order number
35 - 38	3 1/2 - 5	0421 500 0438
39 - 42	5 1/2 - 8	0421 500 0442
43 - 49	9 - 11	0421 500 0446



SLIDERS

"STIHL" SLIDERS
 UNISEX

Sole: Ethyl-vinyl acetate; band: polyurethane and polyester mesh

Whether you're in an outdoor pool, at a campsite or at home, these black and orange STIHL sliders are a must for any STIHL fan!

Sizes EU	Sizes UK	Order number
36 - 37	4 - 4 1/2	0420 950 0337
38 - 39	5 - 5 1/2	0420 950 0339
40 - 41	6 1/2 - 7	0420 950 0341
42 - 43	8 - 9	0420 950 0343
44 - 45	9 1/2 - 10	0420 950 0345
46 - 47	11 - 12	0420 950 0347



BOXER SHORTS

NEW
"STIHL" BOXER SHORTS
 MEN

Black: 95% cotton, 5% elastane;
Grey: 85% cotton, 10% viscose, 5% elastane

We know customers have been asking for these for years, and we're proud to finally say we've added STIHL boxer shorts to the merchandise collection! These snug-fitting shorts come in a pack of two - one black and one grey - meaning you'll always have the perfect fit. Pack of 2.

Black, Grey	Order number
Sizes	
S	0421 222 0548
M	0421 222 0552
L	0421 222 0556
XL	0421 222 0560
XXL	0421 222 0564
XXXL	0421 222 0568





HOME AND GARDEN

HISTORIC CHAINSAW MODELS

These collectors' pieces are sure to thrill any fan. Made from die-cast zinc and painted in original colours, this 1:12 scale model made by Schuco will take collectors back in time to the early years of STIHL.

Type A



Order number **0464 035 0200**

BL type



Order number **0464 035 0210**

BLK type



Order number **0464 035 0220**

BBÜ type



Order number **0464 035 0230**

CONTRA type



Order number **0464 035 0240**

"MS 500i" MODEL



A genuine collector's item from Schuco! This 1:10 scale model of the innovative STIHL MS 500 chainsaw, produced from die-cast zinc and plastic parts, has been lovingly painted in original colours and is a must-have for any display cabinet.

Order number **0420 960 0001**

"VW T1" MODEL BUS



This detailed model of the 1955 VW T1 will set collectors' hearts racing. The VW Microbus, in a heavy die-cast zinc design, is painted in original colours and the historic STIHL design. The 1:43-scale legendary VW bus from Schuco stands on a plastic base and is protected by a transparent cover.

Order number **0464 935 0100**

LED FLASHLIGHT



Black anodised, robust aluminium 3W LED flashlight with STIHL engraving. Practical pushbutton on-and-off switch on the back of the housing. Includes three AAA batteries and strap.

Order number **0420 360 0009**

NEW
WOOD MOISTURE GAUGE

This compact, handheld device accurately measures the moisture content of wood. Seasoning wood reduces the moisture content and helps the wood to burn efficiently, helping to improve heat output. Ideally wood should be dried until the moisture content is 20% or less. The clear display and simple controls make taking measurements of wood, plaster and cement easy.

Orange/grey

Order number **0421 600 0080**

USB POWERBANK



This mini powerbank has a powerful integrated Lithium-Ion battery which can be used to charge small devices such as smartphones, tablets and cameras. This compact powerbank, made from a sturdy plastic, is perfect for your adventure.

Order number **0464 580 0010**

"CHAINSAW" USB-STICK, 8 GB



For anyone who misses the sight of their chainsaws while at home: our chainsaw-shaped memory stick has a USB 3.0 connector and a data volume of 8 GB. The removable scabbard protects the USB connector against getting dirty.

Order number **0420 360 0008**

NEW
"ICON" PAPER CLIP PACK INCLUDING 20 PCS

Material: Metal

It wouldn't be a STIHL paper clip if it wasn't shaped like a chainsaw! Be the envy of your colleagues with this pack of 20 and keep your files neat and tidy. Made from an orange metal.

Order number **0421 600 0091**



TOYS

WOODEN STACKING TOWER GAME

Strong nerves and a steady hand are required for the STIHL edition of this classic stacking game. The stacking tower, made from FSC-certified pine, is sure to prove popular as a game of skill for young and old alike. All 54 blocks and the storage box feature a laser-engraved STIHL logo.

Order number **0464 959 0010**

"STIHL" FOOTBALL

100% PVC-free synthetic leather



This football is fun for children and adults alike, both on the pitch and in the garden. The hand-stitched size 5 leisure ball is made from PVC-free synthetic leather and contains a seamless butyl bladder with safety valve to ensure that the ball does not go flat too soon.

Size: **5**

Order number **0464 936 0020**

"BEAR" PLUSH TOY

Super-soft plush; triangular scarf: 100% cotton



'Bear' is new in town and is hoping to win your heart. Cute, soft and perfect for snuggling, Bear's eager to meet new friends and show off his new bandanna... do you know anyone who might be interested?

Size: **approx. 25 cm**

Order number **0421 600 0027**

"STIHL" RUBBER DUCK

This squeaky duck sits 8cm high and is ready for any chainsaw challenge a bathroom may throw at him!



Order number **0421 600 0026**

"ADVANCE VENT" TOY HELMET

Accurate replica of the "STIHL ADVANCE" Vent professional helmet, ABS plastic, folding visor, adjustable size, attachable ear protection, no protective function, suitable for children aged 3 and up.



Order number **0420 460 0001**

"DYNAMIC VENT" KIDS WORK GLOVES

The tops of these protective gloves are made from an elastic fabric blend and feature a prominent STIHL logo, while the undersides are made from durable synthetic leather. They make playing outside even more fun!



Black/orange

Size	Order number
S (5-7 years)	0421 500 0804
M (7-10 years)	0421 500 0805
L (From 10 years)	0421 500 0806

**"BGA 57" TOY BLOWER WITH BATTERY**


The toy blower means your children can help out with leaf blowing! The battery powered toy has three different length adjustments for the blower tube, which can also be completely removed. It has a low blowing force, a start/stop switch and best of all, it comes with a removable 'AK' battery which provides 30 minutes of working time. Suitable for children age 3 years and older. Charging cable for battery included.

Order number **0420 460 0016**

"FSA 57" TOY BRUSHCUTTER WITH BATTERY

This toy brushcutter is a great choice for kids who enjoy the outdoors. The battery-driven toy is height-adjustable and the handle can also be individually adjusted. Best of all, it comes with a removable 'AK' battery which provides 240 minutes of working time, and the 'PolyCut blades' light up in colour during operation. Suitable for children age 3 years and older. Charging cable for battery included.

Order number **0420 460 0015**

**"MS 500i" TOY CHAINSAW**

The MS 500i chainsaw now has a baby sibling, and is ready to get to work. Featuring a moving, interchangeable child friendly chain and an LED battery level indicator. Sound effect volume can also be adjusted... a popular feature amongst parents! Batteries included.

Order number **0421 600 0053**

NEW "RE 90" TOY PRESSURE WASHER WITH BATTERY

Now little ones can join in when mummy and daddy are cleaning outside, thanks to this STIHL toy pressure washer! The spray function is sure to give them hours of fun. When fully charged the supplied battery can run for one hour, while the water tank holds enough for four to five minutes of spraying.

Order number **0421 600 0145**



STIHL TIMBERSPORTS®

The STIHL TIMBERSPORTS® series is the premier league of logger sports. If you want to show your passion for this spectacular championship series when you're out and about, our fan gear is just what you need.

CLOTHING



NEW "SMALL AXE" SWEATSHIRT MEN

100% cotton

Heads up "TIMBERSPORTS®" fans! This dark grey men's sweatshirt in "TIMBERSPORTS®" design is perfect for all who want to show their enthusiasm for lumberjack sports every day. The classic crossed axes appear above the seam on the chest as a slightly raised 3D print.

Dark grey	Order number
Sizes	
S	0421 300 5748
M	0421 300 5752
L	0421 300 5756
XL	0421 300 5760
XXL	0421 300 5764
XXXL	0421 300 5768



"AXE" HOODIE UNISEX

55% cotton, 45% polyester

A good thing made even better! Our favourite all-rounder is this grey hoodie with embossed axes on the chest. Stylish extras such as the orange hood lining, metal cord caps, and the "KISS MY AXE" badge on the sleeve make this hoodie an absolute must-have for men and women alike!

Grey	Order number
Sizes	
S	0420 520 0648
M	0420 520 0652
L	0420 520 0656
XL	0420 520 0660
XXL	0420 520 0664

WHILE STOCKS LAST!
WHILE STOCKS LAST!



"KISS MY AXE" ZIP-UP HOODIE UNISEX

100% cotton

A zip-up hoodie for all situations. This hoodie features a "STIHL TIMBERSPORTS®" badge on the chest and orange contrast strips give it that something extra. This hoodie has a large kangaroo pocket.

Grey	Order number
Sizes	
S	0420 510 0248
M	0420 510 0252
L	0420 510 0256
XL	0420 510 0260
XXL	0420 510 0264

WHILE STOCKS LAST!
WHILE STOCKS LAST!




"TIMBERSPORTS®" HOODIE UNISEX


100% cotton

The orange neckline binding and the brand new "STIHL TIMBERSPORTS®" logo on the chest of this pure cotton hoodie will certainly help you stand out in a crowd!

Black	Order number
Sizes	
S	0464 028 0248
M	0464 028 0252
L	0464 028 0256
XL	0464 028 0260
XXL	0464 028 0264




Justine Narusa



Zoe Penlington



Beth Parker



Cat Eccles



"TIMBERSPORTS" VERTICAL LOGO T-SHIRT
UNISEX

100% cotton

This white cotton T-shirt with the brand new "STIHL TIMBERSPORTS®" logo is a real statement piece for fans of the premier league of logger sports. Look great in the forest, in the office, on the sofa and anywhere else you like.

White	
Sizes	Order number
S	0421 300 0948
M	0421 300 0952
L	0421 300 0956
XL	0421 300 0960
XXL	0421 300 0964



"TIMBERSPORTS" LOGO T-SHIRT
UNISEX

100% cotton

This casual-cut shirt made from pure cotton is comfortable to wear and features the "STIHL TIMBERSPORTS®" logo proud and centre.

Black	
Sizes	Order number
S	0421 300 1048
M	0421 300 1052
L	0421 300 1056
XL	0421 300 1060
XXL	0421 300 1064



"SMALL AXE" T-SHIRT
MEN

100% cotton

This relaxed t-shirt is made from a high-quality cotton and features the signature "STIHL TIMBERSPORTS®" crossed axes motif, printed using a raised material.

Black	
Sizes	Order number
S	0420 500 2948
M	0420 500 2952
L	0420 500 2956
XL	0420 500 2960
XXL	0420 500 2964



"AXE WOOD" SWEATSHIRT
UNISEX

100% cotton

Throw on the "AXE" sweatshirt when the weather gets colder. Large area print with wood-effect crossed axes on the chest and "STIHL TIMBERSPORTS®" badge on the back. A must have for any fan.

Black	
Sizes	Order number
S	0420 500 2448
M	0420 500 2452
L	0420 500 2456
XL	0420 500 2460
XXL	0420 500 2464



"AXE WOOD" T-SHIRT
UNISEX

100% cotton

The round-neck "AXE WOOD" t-shirt is a staple in any wardrobe. Large-area print on the front, of crossed axes in a wood look. The "STIHL TIMBERSPORTS®" badge is on the back, so you can be seen on any platform.

Black	
Sizes	Order number
S	0420 500 2348
M	0420 500 2352
L	0420 500 2356
XL	0420 500 2360
XXL	0420 500 2364



Jack Morris



Graham Turner



Glen Penlington



"SCRATCHED AXE" T-SHIRT
UNISEX

100% cotton

Beautifully understated from the front, a clear statement from the back! This classic black unisex t-shirt features two crossed axes on the back against a STIHL orange background.

Black	
Sizes	Order number
S	0421 300 1148
M	0421 300 1152
L	0421 300 1156
XL	0421 300 1160
XXL	0421 300 1164



"TEC" SPORTS TOP
UNISEX

86% polyester, 14% elastane

This breathable functional top with small orange accents will become your new favourite piece of sports clothing. Features a "STIHL TIMBERSPORTS®" logo on the chest, and waist inserts with a repeat pattern of crossed axes bordered by an orange stripe, to break up the shirt.

Grey	
Sizes	Order number
S	0420 500 2548
M	0420 500 2552
L	0420 500 2556
XL	0420 500 2560
XXL	0420 500 2564



"TEC" SPORTS SHORTS
MEN

88% polyester, 12% elastane

Our "TEC" gym shorts are the perfect choice for almost any type of sport. The breathable fabric makes them very comfortable to wear, while the elastic waistband ensures the perfect fit. The pattern of small crossed axes on the sides of these shorts emphasises their technical design.

Grey	
Sizes	Order number
S	0420 530 0548
M	0420 530 0552
L	0420 530 0556
XL	0420 530 0560
XXL	0420 530 0564

£ For up to date pricing, please download the STIHL app or visit www.stihl.co.uk



ACCESSORIES

**NEW**
"AXE" MUG

Porcelain

A new mug for your kitchen. The matte black "TIMBERSPORTS®" porcelain mug is decorated with high-quality imprints of the famous "TIMBERSPORTS®" crossed axes. A must-have for athletes everywhere!

Black / white
Order number **0421 600 0072**

**NEW**
"COFFEE-TO-GO CUP

Stainless steel, plastic

Black coffee-to-go cup with printed axes and the "STIHL TIMBERSPORTS®" logo. This high-quality cup is made from robust stainless steel and will keep your coffee warm for a long time. A practical screw-on lid prevents accidental spillages and the drinking opening can be closed using the press-down fastener.

Black
Order number **0421 600 0068**

**"TIMBERSPORTS®"**
"COFFEE-TO-GO CUP

The coffee-to-go cup made from porcelain in "STIHL TIMBERSPORTS®" design not only looks great but is also practical: with a volume of 300 ml and a lid and sleeve made from insulating silicone, this reusable coffee cup will keep your favourite drink hot.

Black
Order number **0464 283 0000**

**NEW**
"TIMBERSPORTS®"
"GARDEN GNOME

Polyresin

Does he really help his owner cut wood? That remains a mystery. One thing is clear, though: this "TIMBERSPORTS®" garden gnome is happiest when standing in the garden of a fan - perhaps even beside his colleague, the STIHL garden gnome. This 20 cm tall figure comes in a sporty look with an axe, tree trunk and "TIMBERSPORTS®" shirt. ... "STAND TO YOUR TIMBER!"

Order number **0421 600 0083**

**"TIMBERSPORTS®"**
"WRISTWATCH

This wristwatch in "STIHL TIMBERSPORTS®" design is a must-have for outdoor activities. The housing, made from solid stainless steel, nylon strap, and watch glass made from hardened Crystex make this sports watch particularly robust. Its minimal design means it can also be worn as a classic men's watch. Made by Jacques Lemans.

Order number **0464 585 0040**

**"TIMBERSPORTS®"**
"SEAT CUSHION

Even the most hardcore fan likes to be comfortable! That makes our cookie seat cushion the perfect accessory for any competition! Practical design with Velcro and hanging loop.

Brown
Size **Ø 34 cm**
Order number **0464 765 0010**

**"TIMBERSPORTS®"**
"BOXER SHORTS
MEN

100% cotton; waistband: 5% elastane

The classic, now in a check pattern. These boxer shorts are available in two different check designs, in a set of 2 pairs. The "KISS MY AXE" lettering on the elasticated waistband completes the trendy design. Pack of 2.

Black / red
Sizes
S **0420 530 0848**
M **0420 530 0852**
L **0420 530 0856**
XL **0420 530 0860**
XXL **0420 530 0864**

**"AXE" CAP
UNISEX**

100% cotton

This black baseball cap with grey embroidered axe can be adjusted to fit any head size using the metal clip at the back. It's the perfect companion for the coming "STIHL TIMBERSPORTS®" season.

Black
Size **one size fits all**
Order number **0420 540 0013**

**"KISS MY AXE"
"TRUCKER CAP
UNISEX**

100% polyester

From the streets to the woods: this classic trucker cap can be worn anywhere. In high-contrast black and white, the cap draws attention with the cool "KISS MY AXE" logo that adorns the front panel. This baseball cap is size-adjustable using a snapback closure.

Black / white
Size **one size fits all**
Order number **0464 021 0050**

**"TIMBERSPORTS®"**
"FAN SCARF

100% polyacrylic

For true fans! Black jacquard knitted scarf with knitted-in "STIHL TIMBERSPORTS®" logo and axes in orange and white.

Black
Size **approx. 150 cm x 15 cm**
Order number **0420 560 0002**

**"TIMBERSPORTS®"**
"EAR PROTECTORS

A must-have for all "TIMBERSPORTS®" fans. Ear protection in "TIMBERSPORTS®" design with padded head strap and soft pads for comfortable wear.

For adults
EN 352, SNR 28
(H: 35; M: 24; L: 17)
Order number **0000 884 0546**

For children
EN 352, SNR 29
(H: 34; M: 26; L: 18)
Order number **0000 884 0547**

**NEW - LIMITED EDITION**
"TIMBERSPORTS®"
"EDITION GUIDE BARS

A must-have for TIMBERSPORTS® fans everywhere. These limited edition Rollomatic E and Light O4 guide bars feature a new, abstract design for 2023. Hurry and order yours today!

Suitable for the following models with a 1.3 mm, 3/8" P chain:
MS 180, MS 181, MS 201, MS 201 T, MS 211, MS 231, MSA 220, MSA 220 T
Guide bar **Rollomatic E - 35 cm / 14"**
Order number **3005 829 4809**

Suitable for the following models with a Rapid Super Pro, 1.3 mm, .325" chain:
MS 261, MSA 300
Guide bar **Light O4 - 40 cm / 16"**
Order number **3003 829 3313**

TECHNOLOGY HIGHLIGHTS IN DETAIL

BATTERY-POWERED TOOLS

Cordless models

STIHL power tools that feature innovative cordless technology are indicated by a battery symbol. By means of the added battery-type designation, this symbol illustrates which of the various STIHL cordless systems each product belongs to. All batteries contain only selected lithium cells. The batteries can be fully recharged up to 1,200 times (2,500 with AP 500 S) with only a slight loss of capacity. The precise designation is based on the battery type and area of application as well as the type of battery build and performance.

AI Power tools in the AI Line feature a built-in Lithium-Ion battery and are charged using mains voltage. For added convenience, the charge status is displayed by means of four LEDs.

AS For models in the AS System, an AS Lithium-Ion battery is used across all power tools. For added convenience, at the push of a button the charge status can be displayed by means of four LEDs on the power tool (except on the HSA 25).

AK For devices in the AK System, three AK Lithium-Ion batteries can be interchangeably used in all power tools across the range (exceptions apply - see page 34). For added convenience, the charge status can be displayed by means of four LEDs.

AP The AP System covers very high-performance battery-powered tools for daily professional use, such as those used in landscaping, garden maintenance, and tree maintenance. AP and AR L batteries, which are compatible with AP System power tools, deliver additional power and long battery life. An overview of the batteries recommended for AP System power tools can be found on pages 58-59.

Battery quick-charge system

The charging process used in our quick chargers shortens the total charging time needed by up to 30% compared with a standard charger that uses the same charging current. The process also guarantees gentle charging without overloading the battery.

Activation key

Tools in the AI Line have an activation key as standard. Removing the key shuts off the power supply to the power tool. The power tools can be cleaned, stored and transported in this state.

STIHL EC technology

The brushless electric motor (EC) from STIHL is energy-efficient and almost wear-free thanks to features including the upstream STIHL EC electronics. As an intelligent switching centre, it detects the battery plugged into the tool at any point in time, and supplies the EC engine with the right power output for the battery. This ensures that the tool always has the optimum power output available - and does so consistently throughout the battery draining process.

Use in the rain

All cordless power tools from the STIHL AP System have been designed for professionals and daily use, including in adverse weather conditions. All products with this symbol can therefore be used in the rain. Splashproof qualities are verified in complex and demanding internal testing.

STIHL battery-powered tools with this symbol are also certified according to the IPX4 protection rating. The standard confirms that the products are resistant to water splashing from any direction, as already certified by internal testing.

Keep the batteries out of salty environments and away from contaminated liquids. Dry the battery and tool after use. In general, chargers should only be used in dry areas.

Use without ear protection

Cordless technology makes these tools ideal for noise-sensitive areas such as hospital gardens, parks and residential areas. Please note the information in the user manual.

CHAINSAWS AND POLE PRUNERS

PETROL CHAINSAWS

Master control lever

All functions, such as start, run and stop, can be operated with just one hand.

Electrically heated handles

Electrically heated handles keep your hands warm, which means better grip and greater ease of use in winter. No-maintenance, wear-free heating strips in the front and rear handle can be activated via a switch as required to keep the handles warm and dry.

Electric carburettor heating

The electrically heated carburettor (V) with temperature-dependent on and off control prevents the carburettor from icing up in winter mode.

Ergonomic handle design

Allows easy handling of the saw in any working position.

Felling guide

Raised lines that act as a felling guide have been integrated into the chainsaw design for better directional control during felling.

HD2-Filter

The HD2 filter is made from polyethylene filter material with up to 70% finer pores than fleece and polyamide filters. As a result, it even traps very fine dust. It is also oil- and water-repellent. The PET-covered round filter cartridge with quick-release lock enables the filter to be assembled and disassembled in next to no time, and without needing to use tools.

Rear hand guard

Protects the user's rear hand against branches or parts of the saw chain if they come off or break.

Compensator

This keeps the fuel-air mix constant even when the air filter becomes increasingly dirty.

Long-life air filter system

A STIHL chainsaw with long-life air filter system features both routing and a HD2 air filter. This arrangement means a significantly longer filter service life than in traditional filter systems. A long-life air filter system ensures a long service life for the engine and prevents premature wear to the pistons and cylinder, as well as protecting against contamination of the combustion air drawn in.

Magnesium piston

In a world first, STIHL has built a magnesium piston into the MS 400 C-M. It weighs 20 g less than a comparable aluminium piston, corresponding to a weight reduction of 25% purely from this central component. The use of this lightweight material along with light construction throughout means the MS 400 C-M has a powerhead weight of just 5.8 kilograms, resulting in a remarkable power-to-weight ratio of less than 1.5 kilograms per kilowatt. At the same time, the new component also gives the machine an extraordinarily high maximum speed, helping you make quick progress in your work, particularly when delimiting.

Manual fuel pump

STIHL chainsaws and pole pruners with a manual fuel pump feature an improved start-up sequence and require a reduced number of starting pulls. Pressing the primer fills the carburettor control chamber with fuel. This ensures that there is sufficient fuel present to create an ignitable air-fuel mix on starting, requiring significantly fewer starting pulls.

Controlled-delivery oil pump

Different bar lengths, wood types and work techniques require different amounts of chain oil. The controlled-delivery oil pump allows adjustment of the amount of oil based on exactly what is needed.

Side-mounted chain tensioning

Side-mounted chain tensioning makes it easy to tension the chain safely.

Plunge guide

For better directional control during plunge cutting jobs, a raised line that acts as a plunge guide has been integrated into the design of the chainsaw body.

STIHL 2-MIX engine

The STIHL 2-MIX engine is both powerful and economical. Separating the exhaust emissions from the unburnt gas minimises flushing losses, thereby increasing power output while reducing consumption.

STIHL anti-vibration system

Precisely calculated buffer zones minimise the transfer of engine and saw chain vibrations to the front and rear handles. This means the chainsaw runs noticeably more smoothly, and allows the user to save their strength and work longer.

STIHL ElastoStart

Due to the compression pressure, shock loading can occur when starting combustion engines. The damping element in the STIHL ElastoStart special shock absorber grip alternately absorbs and releases force according to the compression pattern. The result is smooth, even starting.

STIHL ErgoStart

An even pull on the starter cord tensions the spring against the compression pressure. Stresses caused by jerky movements are avoided. The spring automatically releases the stored energy to the crankshaft, starts it moving and ensures that the engine will start reliably. This allows the starter cord to be pulled two-thirds slower and with less force.

STIHL Injection

Injection technology enables very easy operation. The combi-lever is no longer required - all the user needs to switch off the tool is a stop button. Fully electronic engine management with sensor-supported characteristic mapping guarantees outstanding engine performance and excellent acceleration in all usage conditions. The control unit uses real-time measurement to calculate the precise fuel quantity and ideal ignition timing. Fuel is injected directly into the crankcase by the injection valve. The unique combination of lightweight engineering and cutting-edge engine technology delivers the best power-to-weight ratio on the market, combined with a compact design.

STIHL Quick Chain Tensioning

The saw chain can be tensioned quickly and easily simply by turning the adjusting wheel. Turn the adjusting wheel to the left to loosen the saw chain, turn it to the right to tighten the saw chain. The guide bar is automatically secured in place when the sprocket cover is re-tightened.

STIHL M-Tronic

Fully electronic engine management regulates the ignition timing and fuel metering in all operating states, taking into account external conditions such as temperature, altitude and fuel quality. It consistently ensures optimum engine performance, constant maximum engine speed and very good acceleration. No manual carburettor adjustment is necessary with M-Tronic. For a cold start STIHL M-Tronic only needs one start position on the combi-lever. After starting, you can immediately power up to full speed. The amount of fuel required is precisely calculated by the system and supplied as needed. Otherwise you start as usual in position I. M-Tronic also remembers the settings from the last time the tool was used, so when external conditions are the same, full engine performance is available immediately after you restart.

Stop button function

After the machine is turned off, the control lever immediately moves back into its operating position. This allows a warm machine to be started again immediately.

Transparent fuel tank

The transparent fuel tank enables you to check the fuel level quickly and easily without needing to open the tank lid to do so.

Routing

Routing in STIHL chainsaws serves to pre-clean the air, thereby taking a significant strain off downstream filter systems. The intake air is first set into rotation by the fan; the larger and heavier particles that have also been picked up are propelled outwards in this process. The pre-cleaned air is then conveyed behind the fan wheel via the routing channel to the air filter, i.e. the HD2 air filter in the chainsaw. The routing process is easy to maintain and user-friendly, with no special care required.

Tool-free fuel caps

Special caps allow you to open and close the tank caps quickly, easily and without tools.

ELECTRIC CHAINSAWS

Overload protection

In case of overload, the electric motor switches off automatically to protect against damage from overheating. On the MSE 141 an overload button is activated. If the knob is pressed after a short period of waiting, the machine can be restarted.

CUTTING ATTACHMENTS

SAW CHAINS

Hardened rivets

Every rivet in a STIHL saw chain is induction-hardened, a process that alters the properties of the metal. The rivets therefore become harder and more resistant to wear.

Smooth joint borings

A special stamping technique is used to provide STIHL joint borings with a mirror-smooth finish. This improves the running properties of the chain and increases service life.

Hard chrome coating

All STIHL chainsaw teeth are made of special steel. A chrome coating is galvanised onto the cutter top plates for high resistance against wear. This means the teeth stay sharp for longer.

Stretching

The final production step for every STIHL saw chain involves exposure to a high and constant tensile load. During first use, this "stretching" reduces any subsequent elongation of the chain to a minimum, as well as increasing its durability and minimising wear and tear.

STIHL Oilomatic lubrication system

Narrow oil channels in the saw chain links funnel chain lubricant directly into the wearing joints of the chain. Recesses in which chain lubricant can collect are stamped into both ends of the drive links. This allows better distribution of the oil over the sliding surfaces of the guide bars and improves lubrication by 10% as compared to tools without recesses on both ends.

GUIDE BARS**Replaceable bar nose**

Should the bar nose wear out, it can be easily replaced, including the roller bearings (on Rollomatic ES and Rollomatic ES Light guide bars).

Lightweight guide bars

The STIHL E Light and ES Light lightweight guide bars differ in their design. The E Light guide bars are made of electrically welded steel plates, extensively hollowed out and filled with fibreglass-reinforced polyamide. This makes the bars particularly light. With ES Light bars, the spaces are cut out and then welded using a special laser process. This produces an extremely stable hollow body with a rigid outer structure and substructure. Both designs offer appreciable savings in weight and improved chainsaw balance. Your chainsaw's centre of gravity shifts towards your body, noticeably reducing the load on your spine.

Bar length

The actual cutting length is shorter than the specified bar length and varies depending on the chainsaw model.

STIHL Ematic-System

Compared to conventional cutting attachments without Ematic, the STIHL Ematic system reduces the consumption of chain lubricant by up to 50%, depending on the type of wood and the cutting attachment used. The system comprises a STIHL Ematic or Ematic S guide bar, a STIHL Oilomatic saw chain and a variable-flow or reduced-flow oil pump in the chainsaw. It results in virtually every drop of chain lubricant being delivered to precisely where it's needed.

Sprocket nose with sealed roller bearings

The sealed bearings prevent corrosion by blocking out dirt and grime. Less maintenance is required because the lubrication included lasts for the entire life of the guide bar. This increases the service life of the bearings by up to 80% compared to open bearings with an oil hole. The sprocket nose is replaceable.

HEDGE TRIMMERS AND LONG-REACH HEDGE TRIMMERS**Screw-on tip protector**

This T-shaped component made from sheet steel is attached to the end of the cutter bar with two screws. It protects the blade from contact with the ground or wall and can be replaced easily if it becomes worn.

Lightweight gear system

Magnesium is an important material in STIHL tools. It is around a third lighter than aluminium and features high strength in relation to its weight. In comparison to other metals, magnesium can be processed very precisely in the die-casting process, for example in engine casings. This makes it just the right material from which to design and manufacture a lightweight yet robust gearbox unit. It can also be recycled - worn-out parts can be melted down and reused with no loss of quality.

Manual fuel pump

STIHL petrol hedge trimmers and long-reach hedge trimmers with manual fuel pumps are easier to start, as they require fewer pulls on the starter cord.

Pressing the primer fills the carburettor control chamber with fuel. This ensures that there is sufficient fuel present to create an ignitable air-fuel mix on starting, requiring far fewer starting pulls.

STIHL ErgoStart

A smooth pull on the starter cord tensions the spring against the compression pressure. Stresses caused by jerky movements are avoided. The spring automatically releases the stored energy to the crankshaft, starts it moving and ensures that the engine will start reliably. This allows the starter cord to be pulled two-thirds slower.

Tool-free fuel caps

Special caps allow you to open and close the tank caps quickly, easily and without tools.

HEDGE TRIMMERS**Rotating multi-function handle**

The rotating control handle allows an optimum grip position for every job - for simple and reliable operation.

Pruning version (R), HS 82 R and HSA 130 R

For extensive pruning or clearing of large, thick hedges:

- Wide tooth spacing
- Large teeth
- Gear ratio coordinated for high cutting power

Trimming version (T), HS 82 T and HSA 130 T

For perfect trimming and contouring:

- Narrow tooth spacing
- Small teeth
- Gear ratio tailored for a high stroke rate

LONG-REACH HEDGE TRIMMERS**Shaft lengths as needed**

Long-reach hedge trimmers with long shafts are primarily used for high and wide hedges. The shorter K versions with extended shaft handle are handy tools for working on hedges that are low to the ground.

STIHL ECOSPEED

With the STIHL ECOSPEED function, you can use your long-reach hedge trimmer in a more economical operating mode. Simply turn the wheel to the minus position to reduce the maximum engine speed. This keeps your long-reach hedge trimmer running at part throttle; however, despite this limited setting, you can shift to full throttle when necessary by pressing the throttle trigger. Operating at part throttle reduces fuel/energy consumption and means you can work for much longer on one tank of fuel or a single battery charge.

Quick-release cutter bar adjustment system

The cutter bar can be adjusted in two directions, by up to 130° (HL 91), up to 145° (HL 94, HLA 135), up to 115° (HLA 66, HLA 86), up to 135° (HLA 56), up to 125° (HLE 71),

and can also be folded and locked parallel to the shaft for transport.

Loop handle

The compact loop handle is made from durable black polymer. The nearly 180° curve allows the handle to be adjusted to different positions, particularly when working in areas where space is limited.

KOMBISYSTEM AND MULTISYSTEM**Automatic decompression**

The decompression system reduces the compression pressure and thereby also the effort required to pull the starter cord, so the engine can be started more easily.

Loop handle (R) with kickback bar

The kickback bar on the loop handle helps the user control kickback when using a metal cutting attachment.

Quick-release coupling with tommy screw

The innovative quick-release coupling feature enables all KombiEngines and KombiTools to be quickly separated and reassembled - no tools required.

CONCRETE CUTTERS AND CUT-OFF MACHINES**STIHL 2-MIX-engine**

The STIHL 2-MIX engine is both powerful and economical. Separating the exhaust emissions from the unburnt gas minimises flushing losses, thereby increasing power output while reducing consumption.

STIHL ElastoStart

Due to the compression pressure, shock loading occurs when starting combustion engines. The damping element in the ElastoStart special shock absorber grip alternately absorbs and releases force according to the compression pattern. The result is a smoother start.

CONCRETE CUTTERS**Rubber guard**

When cutting walls, the large rubber guard protects the engine casing when the guide bar is fully submerged.

CUT-OFF MACHINES**Electronic water control**

The user can activate the electronic water control system by pressing a button while the engine is running. The water then switches on and off during cutting automatically, depending on the engine speed. The water volume can be regulated by simply pressing the plus/minus buttons. The result: perfect dust suppression at the push of a button. The memory function ensures that after the engine is restarted, the same amount of water is automatically supplied as was set for your most recent application. Users can restart work immediately without having to apply any settings, even after long breaks.

Semi-automatic belt tensioning

Gentle, consistent re-tensioning increases the service life of the belts and bearings.

Long-life air filter system with cyclone air routing

The innovative cyclone routing system means no more daily filter cleaning and an extremely long filter service life. It ensures that, even during the first filtering stage, approximately 80% of dust particles in the air are removed. Unlike conventional systems, these particles do not collect in the foam filter, but are separated by the cyclone routing system and vented back into the outside air.

Quick-mounting system

This system allows for quick and easy mounting and dismounting of the cut-off machine on the STIHL cart. No tools are required.

Protection segments in abrasive cutting wheels

When cutting asphalt, the protection segment protects the other segments from excess wear affecting the laser weld that joins the segments to the steel blade. In addition, the protection segments prevent uneven wear to the left and right of the segments, meaning that the cutting wheel is prevented from jamming when cutting.

STIHL Injection

Injection technology enables very easy operation. The combi-lever is no longer required - all the user needs to switch off the tool is a stop button. Fully electronic engine management with sensor-supported characteristic mapping guarantees outstanding engine performance and excellent acceleration in all usage conditions. The control unit uses real-time measurement to calculate the precise fuel quantity and ideal ignition timing. Fuel is injected directly into the crankcase by the injection valve. The unique combination of lightweight engineering and cutting-edge engine technology delivers the best power-to-weight ratio on the market, combined with a compact design.

Tool-free fuel cap

The fuel cap is easy to open with a press and turn motion even when wearing gloves. Thanks to its design and the double seal, the fuel cap cannot be opened accidentally and dirt particles cannot get into the fuel tank.

STIHL QuickStop cutting wheel brake

If the operator uses enhanced guard adjustment during cutting, the cutting wheel can be accessed at the top. In this working method, the user is supported by the STIHL QuickStop cutting wheel brake. If sufficient resistance results in kickback, the cutting wheel is stopped in a fraction of a second, triggered by a sensor.

Cutting depth adjuster

This allows for precise adjustment of the cutting depth from the upper handlebar.

ROBOTIC MOWERS, LAWN MOWERS, RIDE-ON MOWERS AND AERATORS**LAWN MOWERS****Blade-brake coupling**

Blade-brake coupling is used in the top-of-the-range petrol-driven lawn mower models. It uncouples the blade from the engine in such a way that the lawn mower drive can be used without the blade operating. The grass catcher box can also be emptied without the engine needing to be restarted. In addition, blade-brake coupling guarantees effective crankshaft protection.

Comfort handlebar

Comfort handlebars can be adapted to different user heights with no need to use tools, enabling ergonomic working. The foldable stem of the handlebar means that lawn mowers with this feature can be transported easily and take up less space for storage. This special design also makes it easy to remove the grass catcher box.

Multi-blade

The shape of the multi-blade enables cuttings to be caught, ejected, or mulched - meaning it's no longer necessary to change the blade. The blade shreds the grass and passes it on in an air stream or - for mulching - distributes it evenly over the green area.

Fill-level display

The airflow generated by the blade raises the fill-level display. If the basket is full, the airflow stops. If there is too little airflow, the fill-level indicator returns to an idle state, indicating that the collection box needs to be emptied. The fill-level indicator will only work without restriction if there is optimum airflow. External influences such as wet, dense or tall grass, low cutting levels, dirt or similar may restrict the airflow and prevent the fill-level display from functioning properly.

Super-soft handle

With its pleasant feel, the ergonomic super-soft handle ensures a comfortable mowing experience, while also preventing signs of fatigue.

Vario wheel drive

The speed of the wheel drive can be adjusted regardless of the engine speed, meaning that the cutting and catching performance remain constant. The drive features infinitely variable adjustment, controlled via a lever on the bar or on the comfort handlebar.

RIDE-ON MOWERS**Torsional vibration dampener**

The torsional vibration dampener reduces the level of vibration that occurs - not only on the seat but also on the steering wheel and the footboard.

GRASS TRIMMERS, BRUSHCUTTERS AND CLEARING SAWS**Automatic decompression**

The 4-MIX® decompression system reduces the compression pressure and thereby also the effort required to pull the starter cord, so the engine can be started more easily.

STIHL ECOSPEED

With the STIHL ECOSPEED function, you can use your brushcutter in a more economical operating mode. Simply turn the wheel to the minus position to reduce the maximum engine speed. This keeps your brushcutter running at part throttle; however, despite this limited setting, you can shift to full throttle when necessary by pressing the throttle lever. Operating at part throttle reduces fuel/energy consumption and means you can work for much longer on one tank of fuel or a single battery charge.

Ergonomic bike handle

The bike handle enables a natural sweeping movement when mowing and is always the best choice for mowing larger areas. Combined with an ADVANCE PLUS universal harness or ADVANCE PLUS forestry harness and the appropriate tool, mowing is even easier.

Mowing lines



Mowing lines are available in different shapes and strengths for different applications. Some of our mowing lines feature a spiral groove which makes them quieter than conventional round mowing lines. The indentations in the surface of the line interrupt the otherwise uniform air stream. This generates turbulence, so the whistling effect is reduced and mowing becomes considerably quieter.

Bike handle adjustment



The central clamp enables the ergonomic bike handle to be easily adjusted to the user's height without tools. The handle can be rotated by 90°, making it more compact for transport and storage.

STIHL 2-MIX engine



The STIHL 2-MIX engine is both powerful and economical. Separating the exhaust emissions from the unburnt gas minimises flushing losses, thereby increasing power output while reducing consumption.

STIHL 4-MIX® engine

The STIHL 4-MIX® engine uses the standard petrol-oil fuel mixture (50:1). The petrol-oil mix is distributed throughout the engine via a bypass channel in the cylinder head, ensuring comprehensive lubrication. This mix-lubricated system avoids the need for components such as an oil pump, sump and oil tank.

STIHL ElectroStart

Enables users to restart the power tool quickly and easily at the push of a button, at temperatures above 0°C, without having to take it off their back first.

STIHL M-Tronic



Fully electronic engine management regulates the ignition timing and fuel dosing in all operating states, taking into account external conditions such as temperature, altitude and fuel quality. It consistently ensures optimum engine performance, constant maximum engine speed and very good acceleration. No manual carburettor adjustment is necessary with STIHL M-Tronic. For a cold start STIHL M-Tronic only needs one start position on the combi-lever. After starting, you can immediately power up to full speed. The amount of fuel required is precisely calculated by the system and supplied as needed. Otherwise you start as usual in position I. STIHL M-Tronic also remembers the settings from the last time the tool was used. So when external conditions are the same, full engine performance is available immediately after you restart.

TILLERS

Anti-vibration system

The anti-vibration system is integrated into the bar fixing. It reduces vibrations on the bar, which also means that less effort is required when guiding the tool.

Shredder blades

The shredder blades have a specially developed shape and dig over the ground as efficiently as possible in an optimised engagement sequence.

EARTH AUGERS

Multi-function handle



The ergonomically shaped multi-function handle is built into the handle frame on the earth auger. The stop button, idle and throttle cable can be operated with one hand.

QuickStop drill brake



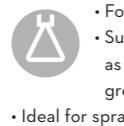
If the drill jams in the ground, the QuickStop drill brake is engaged by the user's thigh and stops the drilling tool immediately. It also acts as a reverse rotation lock. A jammed drill can be easily removed from the drill hole by turning it in a counter-clockwise direction.

STIHL 4-MIX® engine

The STIHL 4-MIX® engine uses the standard petrol-oil fuel mixture (50:1). The petrol-oil mix is distributed throughout the engine via a bypass channel in the cylinder head, ensuring comprehensive lubrication. This mix-lubricated system avoids the need for components such as an oil pump, sump and oil tank.

MISTBLOWERS AND SPRAYERS


Fan jet nozzle



- For spraying large areas and rows
- Suitable for flowerbeds as well as fruit and vegetable growing in greenhouses and gardens

- Ideal for spraying large areas with insecticides, herbicides and fungicides


Hollow cone nozzle



- For spraying bushes, trees and individual plants
- Perfect for applying insecticides, herbicides and fungicides to individual garden plants

- The nozzle allows you to spray plants and leaves from above or below

Adjustable nozzle



- Can be adapted to changing conditions and different applications
- The spray angle can be variably adjusted for an optimum spraying pattern, from full jet (0°) to a hollow cone (90°)

Full cone nozzle



- For treating individual plants
- Ideal for fine dosing e.g. protective agents for wilderness areas, or herbicides

- Suitable for applying release agents in the construction industry

STIHL anti-vibration system

The STIHL anti-vibration system reduces the amount of engine vibrations transmitted to the harness. This reduces the strain on the user's back muscles.

CLEANING SYSTEMS

BLOWERS

Gutter-cleaning set



At around 3 metres long, the practical gutter cleaning set for blowers and vacuum shredders allows you to clean gutters, even those that are hard to reach.

Catalytic converter

Significantly reduces the amount of pollutants in the exhaust emissions.

Manual fuel pump

STIHL blowers with manual fuel pumps allow improved starting with a reduced number of starting pulls. Pressing the primer fills the carburettor control chamber with fuel. This ensures that there is sufficient fuel present to create an ignitable air-fuel mix on starting, requiring far fewer starting pulls.

STIHL ElastoStart

Due to the compression pressure, shock loading occurs when starting combustion engines. The damping element in the STIHL ElastoStart special shock absorber grip alternately absorbs and releases force according to the compression pattern. The result is smooth, even starting.

STIHL ElectroStart

Enables users to restart the power tool quickly and easily at the push of a button, at temperatures above 0°C, without having to take it off their back first.

VACUUM SHREDDERS

Star-shaped shredder



The star-shaped shredder made of high-quality steel ensures reliable shredding of cuttings in the SH 56, SHA 56 and SH 86.

SWEEPING MACHINES

The STIHL KGA 770 represents a clever sweeping system.

The circular brushes brush up debris in front of the sweeping machine before it can get caught underneath.

PRESSURE WASHERS

Aluminium telescopic handle



The aluminium telescopic handle can be retracted for easy transportation and to save storage space.

Anti-twist coupling

Prevents the high-pressure hose from twisting. This means its full length can always be used.

Double lance holder

For easy storage of both spray lances with fan jet nozzle and rotary nozzle on the tool.

Fold-out front cover



The integrated nozzle holders under the front cover provide a dirt-free storage place for rotary and fan jet nozzles. This also ensures quick access to both nozzles when needed.

Pressure gauge



With the pressure gauge, you can always see the current operating pressure.

PLUS models



Design variants with "PLUS" in the model name have an integrated hose reel for convenient and safe storage of the high-pressure hose.

The crank handle can be folded in for transport and storage.

Detergent measuring system

The measuring system allows you to conveniently add the correct quantity of cleaning agent to the water. This is both eco-friendly and very economical. All models with a detergent tank can also be connected to external detergent tanks for the supply of detergent.

Safety shutdown

If a high-pressure cleaner is switched on but has not been used for 30 minutes, the safety shutdown feature automatically turns the machine off.

Flat textile hose with holder



Lighter and more flexible low-pressure hose for connecting the high-pressure cleaner to a tap. Using the holder supplied, the flat textile hose can be easily rolled and unrolled and compactly stored directly on the machine. This means the high-pressure cleaner is quickly ready for use.

WET AND DRY VACUUM CLEANERS

Adapter for power tool use



This adapter allows the electric power tool to be directly connected to the vacuum hose. Dust and dirt is then vacuumed up immediately while sawing or grinding.

Stainless steel handle with quick-release coupling

The standard quick-release coupling makes it possible to quickly and easily attach the suction hose to the handle.

Multiple filter system

An even higher degree of filtration is achieved by combining the filter bag and filter element.

Delayed shutdown

If the vacuum is switched on via the automatic switch-on function, it will continue running for a brief period after the electric power tool has been turned off. This ensures that any remaining grit and shavings are removed from the hose.

Soft start-up

The soft start-up limits the initial current when the vacuum is switched on, which increases the engine's service life.



WATER PUMPS

STIHL EHC engine

STIHL water pumps are equipped with powerful and reliable 4-stroke petrol engines.

Low-oil protection sensor

As soon as the oil status falls below the level required for safe operation, the engine will automatically switch off.

Anti-vibration system

Vibration dampers attached in a straight line on the engine and on the flange of the pump housing reduce mechanical tension on the entire power tool and ensure smooth running characteristics, even at high engine speeds.



GARDEN SHREDDERS

BRS turning technology

The rotational direction of the shredder blades can be changed using a dial. Hard shreddable materials such as branches are shredded in the clockwise direction, whereas powerful blades in the anti-clockwise direction convert plant residue into compostable mass. Handling different shreddable materials in this way effectively protects the blades.



PERSONAL PROTECTIVE EQUIPMENT (PPE)

Regulation (EU) 2016 / 425 - safe personal protective equipment

STIHL PPE products fulfil the health and safety requirements of Regulation (EC) 2016 / 425. PPE products are divided into 3 risk categories:

- Category 1: PPE for protection against minimal risks
- Category 2: PPE for protection against risks that are not covered by category 1 or 3
- Category 3: PPE for protection against risks that may cause very serious consequences such as death or irreversible damage to health

PPE products in category 3 are subject to annual monitoring by the notified body (identification number follows the CE marking).

EN ISO 11393 Cut protection clothing



STIHL cut protection clothing is mostly made from cut protection materials developed exclusively for STIHL. STIHL cut protection clothing is tested by the very prestigious European SMP or KWF testing institutes. The cut protection material is light, breathable and features several layers. If the saw chain penetrates the top layer, bundles of fibres are ripped out and will block the sprocket. This stops the chain and dramatically reduces the risk of injury. STIHL cut protection products are identified in this catalogue by the following icons:



Tested in accordance with EN ISO 11393



Tested based on EN ISO 11393

Important note:

Personal protective equipment cannot provide absolute protection from injury. Nor is it a substitute for safe working practices. It is therefore essential to follow the instructions in the user manuals for both personal protective equipment and the relevant power tool, as well as the applicable national accident prevention regulations.

Cut protection areas on cut protection clothing

The cut protection areas on cut protection clothing are represented by the following icons in accordance with EN ISO 11393. There are a number of different cut protection classes (the specified chain speed is only one parameter involved in testing in accordance with EN ISO 11393 and does not necessarily correlate with a hand-held chainsaw operated at the same chain speed):

- Cut protection class 0 (16 m/s)
- Cut protection class 1 (20 m/s)
- Cut protection class 2 (24 m/s)
- Cut protection class 3 (28 m/s)

The KWF recommends cut protection class 1. An overview of the key product features can be found on page 384.

Design A



Design C



Front/back

Design B



Complete front section with cut protection, back section arm only and up to the shoulder.

EN ISO 20471 High-visibility clothing



This standard specifies the minimum surface area for high-visibility colour (for visibility during the day) and retro-reflective strips (for visibility at night) and categorises these into three classes, where class 3 represents the highest visibility. Wearing a jacket and trousers together raises the class by increasing the amount of high-visibility colour and reflective strips. Example:



2 = High visibility colour and retroreflective material: here EN ISO 20471 class 2

EN 343 rain protection

STIHL outdoor wear provides protection against rain and wind when working outdoors, and is comfortable to wear because the material allows evaporated sweat to pass through it. EN 343 specifies two parameters: water resistance (top number) and water vapour permeability (bottom number). Both are measured in 4 levels where class 4 is the most waterproof. The seams are watertight. Example:

 X = water resistance
 X = water vapour resistance

UV protection

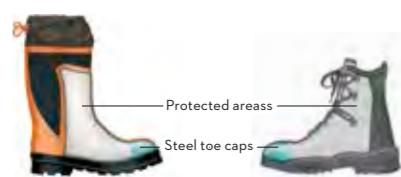
The UV protection factor (UPF) indicates how much longer a user wearing sun protection textiles or UV protection clothing can stay out in the sun without risking skin damage. The UPF is comparable to the sun protection factor (SPF) used in the classification of sun-screen. For example, a person with skin type 1 wearing UPF 20 fabric clothing can stay exposed to the highest possible intensity of sunlight for 20 times as long, without experiencing skin damage.

The scale used by the EN 13758-2 standard has a maximum protection level of UPF 40. However this is exceeded by the UV Standard 801 scale.


SNR value

Single Number Rating describes the protective effect of ear protection products. This is a number rating determined across all relevant frequencies. The higher the SNR value, the better the noise reduction. The M noise reduction value is crucial for STIHL power tools.

Cut protection areas on chainsaw boots




Cut protection areas on cut protection gloves


 **Shape A:** The stipulated protected area in five-finger gloves is the palm and back of the hand, but there is no protective material in the finger and thumb areas.

 **HAND TOOLS AND FORESTRY ACCESSORIES**


Anvil cut

 The cutting blade makes direct contact with the wide counterblade. The wide counterblade is therefore called the "anvil". Lateral forces are barely utilised, meaning that straight, dead and hard wood can be very easily cut through. With soft, fresh cuttings, the underside of the bark can be pulled out before cutting.

Bypass cut

 With this principle, the blade and anvil pass flush against each other during cutting. The cut created in this way is consistently flat, without crushing the cuttings. The bypass cut should generally be preferred for green cuttings. Due to the comparatively high level of force required for cutting, trimmers with an anvil cut should be used when working for extended periods with harder wood.

Impact protection sleeve and bolted safety plate

 The handle and head form an inseparable unit thanks to the combination of the long steel handle protection sleeve, ring wedge, safety plate and safety screw. The result is an extremely stable join with excellent advantages:

- Long tool service life - which means excellent value for money
- Outstanding work safety



EXPERIENCE STIHL QUALITY

Whether for sawing, mowing, trimming, cleaning or cutting – everyone appreciates the uncompromising quality and reliability of STIHL products. And to make sure STIHL continues to deliver complete satisfaction, our products are only available from our online shop at stihl.co.uk, as well as from your local STIHL dealer.

Your STIHL dealer

Whether advice, instruction or service, you're always in good hands with your STIHL dealer. Qualified employees will be happy to advise you in selecting the power tool that is ideal for your needs, give you valuable tips for proper use, and offer professional service, ensuring your STIHL power tool remains a pleasure to use for many years to come.

STIHL original parts

Maximum reliability, even in extreme conditions, is a hallmark of STIHL power tools. If anything should ever go wrong with your power tool, STIHL has original spare parts on hand that will significantly enhance the performance, safety, and service life of your STIHL power tool. **STIHL stocks original spare parts for at least 10 years after a chainsaw or power tool has been discontinued**, so buying STIHL is always a great long-term investment. Original spare parts can be identified by the STIHL logo or the stylised "S" spare parts symbol.



STIHL quality control

Stringent quality requirements are applied in all areas of the company to ensure the high standards of STIHL power tools. STIHL complies with the globally applicable ISO 9001 and ISO 14001 standards for comprehensive quality and environmental management. We are constantly developing and enhancing our entire range, which is why the design, technology and features of our products are subject to change.

For your safety

If not used in the approved manner, all our products can cause harm to the user or other people, animals and objects in the immediate vicinity. It is therefore essential to carefully read the entire user manual before starting and/or using a product for the first time, and to follow the safety instructions.

Brand protection

Quality and safety for our customers are of the utmost importance to us. Our products are therefore protected by the following registered trademarks of ANDREAS STIHL AG & Co. KG:

STIHL Logo

STIHL

STIHL spare parts logo



The orange and grey colour combination

